



US00D820743S

(12) **United States Design Patent** (10) **Patent No.:** **US D820,743 S**
Al Attar (45) **Date of Patent:** **** Jun. 19, 2018**

(54) **FRONT BUMPER FOR A VEHICLE**
(71) Applicant: **Bayerische Motoren Werke Aktiengesellschaft, Munich (DE)**

D772,120 S * 11/2016 Luk D12/169
D772,122 S * 11/2016 Zurian D12/169
D803,112 S * 11/2017 Tomita D12/169

(72) Inventor: **Hussein Al Attar, Munich (DE)**

FOREIGN PATENT DOCUMENTS

WO WO DM/084986 5/2015
WO WO DM/085213 6/2015

(73) Assignee: **Bayerische Motoren Werke Aktiengesellschaft, Munich (DE)**

* cited by examiner

(**) Term: **15 Years**

Primary Examiner — Melody N Brown
(74) *Attorney, Agent, or Firm* — Crowell & Moring LLP

(21) Appl. No.: **29/594,695**

(57) **CLAIM**

(22) Filed: **Feb. 22, 2017**

The ornamental design for a front bumper for a vehicle, as shown and described.

(30) **Foreign Application Priority Data**

DESCRIPTION

Aug. 23, 2016 (DE) 40 2016 101 022

This application contains subject matter related to the following co-pending U.S. design patent applications:

(51) **LOC (11) Cl.** **12-16**

Application Ser. No. 29/594,683, filed herewith and entitled "Vehicle, Toy, and/or Replicas Thereof";

(52) **U.S. Cl.**

Application Ser. No. 29/594,686, filed herewith and entitled "Front Bumper for a Vehicle"; and

USPC **D12/169**

Application Ser. No. 29/594,693, filed herewith and entitled "Front Bumper for a Vehicle".

(58) **Field of Classification Search**

USPC D12/169, 216, 90-92, 86, 171, 196, 163;
293/102, 113, 115, 117, 120; 296/180.1,
296/180.2

FIG. 1 is a front view of a front bumper for a vehicle according to the design;

CPC B60R 19/02; B60R 19/04; B62D 25/08

FIG. 2 is a front and right side perspective view thereof;

See application file for complete search history.

FIG. 3 is a bottom and left side perspective view thereof;

(56) **References Cited**

U.S. PATENT DOCUMENTS

D716,199 S * 10/2014 Beermann D12/169
D735,096 S * 7/2015 Nissl D12/169
D744,912 S * 12/2015 Leclercq D12/169
D748,543 S * 2/2016 Nissl D12/169

FIG. 4 is a right side view thereof;


FIG. 5 is a left side view thereof;

FIG. 6 is a top view thereof;

FIG. 7 is a bottom view thereof; and,

FIG. 8 is a rear view thereof.

1 Claim, 8 Drawing Sheets






Fig. 1




Fig. 2




Fig. 3

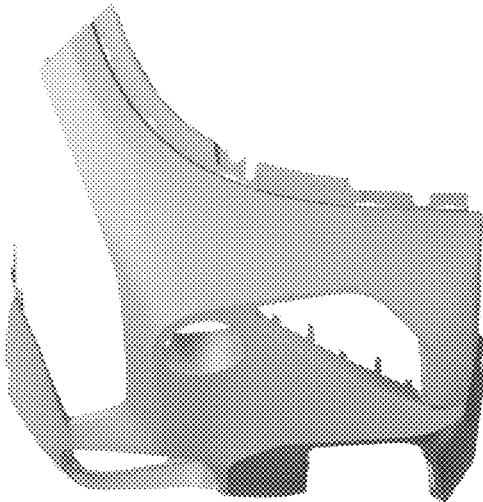


Fig. 4




Fig. 5

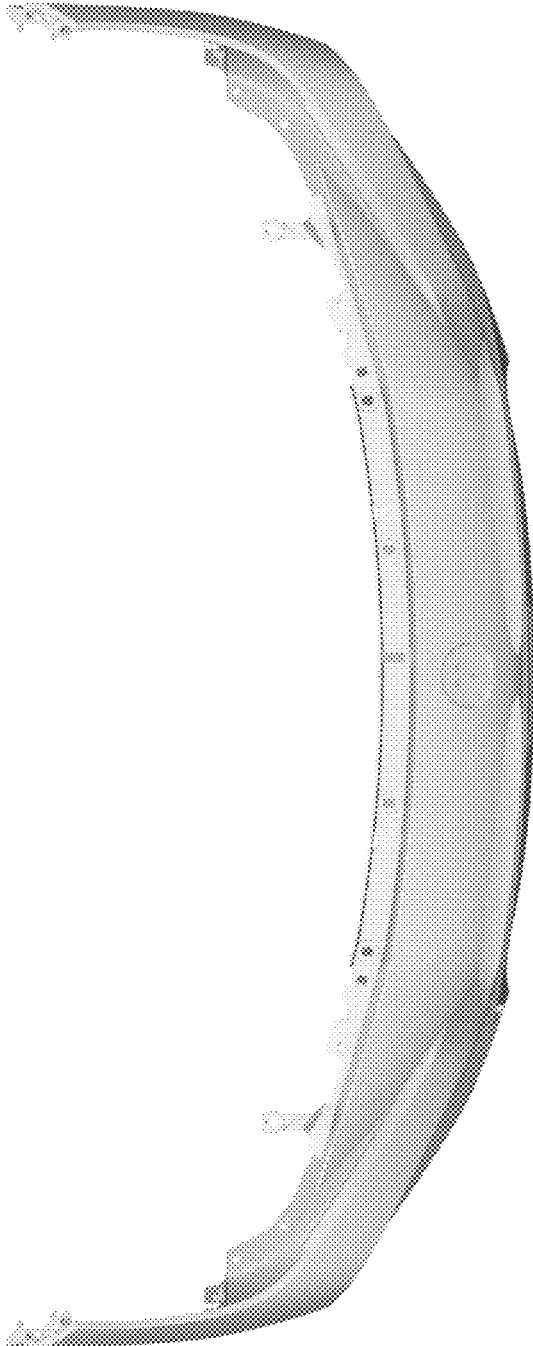


Fig. 6




Fig. 7




Fig. 8