



US00D581146S

(12) **United States Design Patent**  
**Lane, III**

(10) **Patent No.:** **US D581,146 S**

(45) **Date of Patent:** **\*\* Nov. 25, 2008**

(54) **GOLF SHOE OUTSOLE**

(75) Inventor: **John F. Lane, III**, Weymouth, MA (US)

(73) Assignee: **Acushnet Company**, Fairhaven, MA (US)

(\*\*) Term: **14 Years**

(21) Appl. No.: **29/232,681**

(22) Filed: **Jun. 22, 2005**

(51) **LOC (8) Cl.** ..... **02-04**

(52) **U.S. Cl.** ..... **D2/954; D2/955; D2/956; D2/957**

(58) **Field of Classification Search** ..... D2/902, D2/946-949, 951-960; 36/3 B, 22 R, 24.5, 36/25 R, 28, 32 R, 34 R, 67 A, 59 C

See application file for complete search history.

(56) **References Cited**

**U.S. PATENT DOCUMENTS**

5,832,636	A *	11/1998	Lyden et al. ....	36/59 R
5,979,083	A *	11/1999	Robinson et al. ....	36/127
6,023,860	A *	2/2000	McMullin ....	36/127
6,305,104	B1 *	10/2001	McMullin ....	36/127
6,708,426	B2 *	3/2004	Erickson et al. ....	36/127
6,802,139	B2 *	10/2004	Pitts et al. ....	36/51
6,834,446	B2 *	12/2004	McMullin ....	36/134
6,845,575	B1 *	1/2005	Hwang ....	36/127
D507,400	S *	7/2005	Robinson et al. ....	D2/959
D509,948	S *	9/2005	Robinson et al. ....	D2/953
D510,796	S *	10/2005	Erickson et al. ....	D2/954
7,040,043	B2 *	5/2006	McMullin ....	36/127
D527,876	S *	9/2006	Robinson et al. ....	D2/953
D527,877	S *	9/2006	Robinson et al. ....	D2/954
7,143,529	B2 *	12/2006	Robinson et al. ....	36/127

D539,519	S *	4/2007	Mochen .....	D2/969
D540,012	S *	4/2007	Robinson et al. ....	D2/951
2003/0131503	A1 *	7/2003	Erickson et al. ....	36/127
2004/0010944	A1 *	1/2004	McMullin .....	36/127
2004/0181974	A1 *	9/2004	Robinson et al. ....	36/100
2005/0000119	A1 *	1/2005	McMullin .....	36/134
2005/0034334	A1 *	2/2005	McMullin .....	36/134
2006/0130361	A1 *	6/2006	Robinson et al. ....	36/25 R
2006/0242863	A1 *	11/2006	Patmore .....	36/127

\* cited by examiner

*Primary Examiner*—Celia A Murphy

(74) *Attorney, Agent, or Firm*—D. Michael Burns

(57) **CLAIM**

The ornamental design for a golf shoe outsole, as shown and described.

**DESCRIPTION**

FIG. 1 is a bottom perspective view of a golf shoe outsole showing our new design;

FIG. 2 is a front elevational view thereof;

FIG. 3 is a rear elevational view thereof;

FIG. 4 is a right side elevational view thereof;

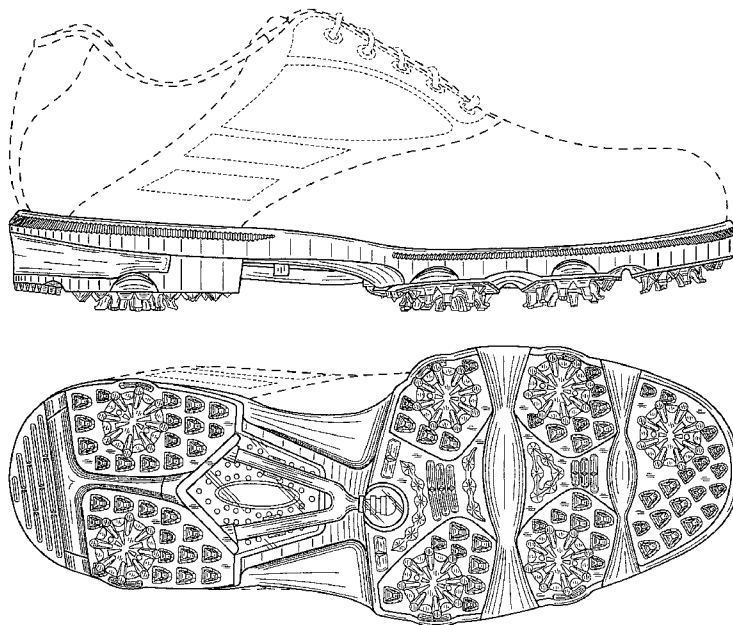
FIG. 5 is a top plan view thereof;

FIG. 6 is a left side elevational view thereof; and,

FIG. 7 is a bottom plan view thereof.

The oval shaped broken line in FIG. 3 represent the boundary of the design with the line itself and the area within forming no part of the claim. The broken line showing of the upper portion of the shoe is for illustrative purposes only and forms no part of the claimed design.

**1 Claim, 4 Drawing Sheets**



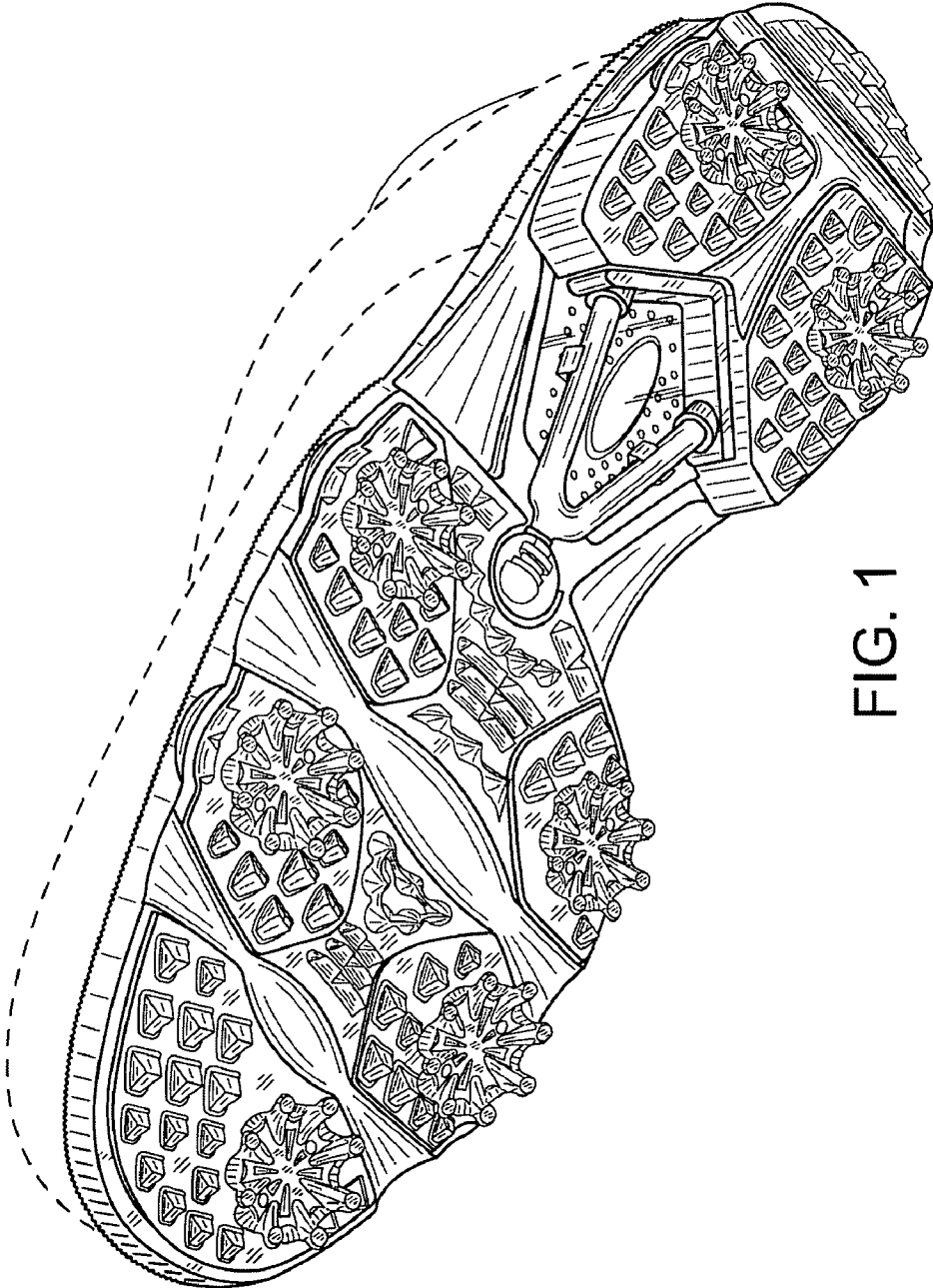


FIG. 1

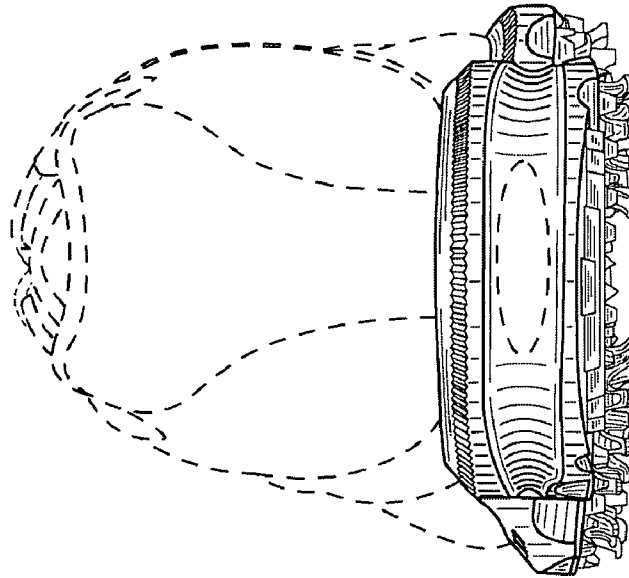


FIG. 3

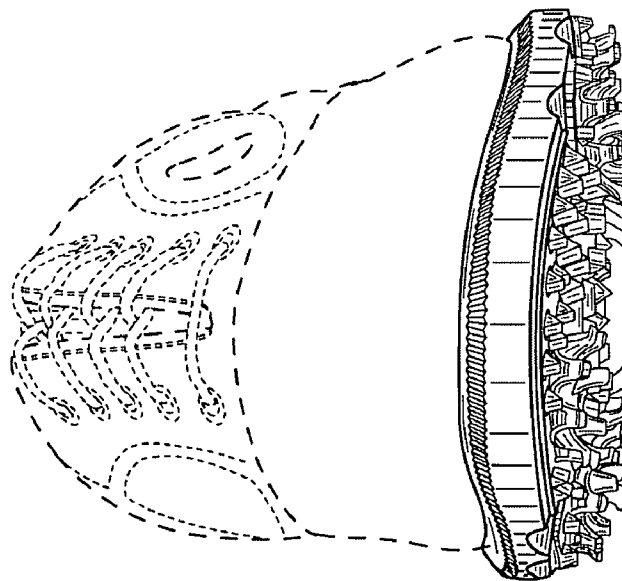


FIG. 2

FIG. 4

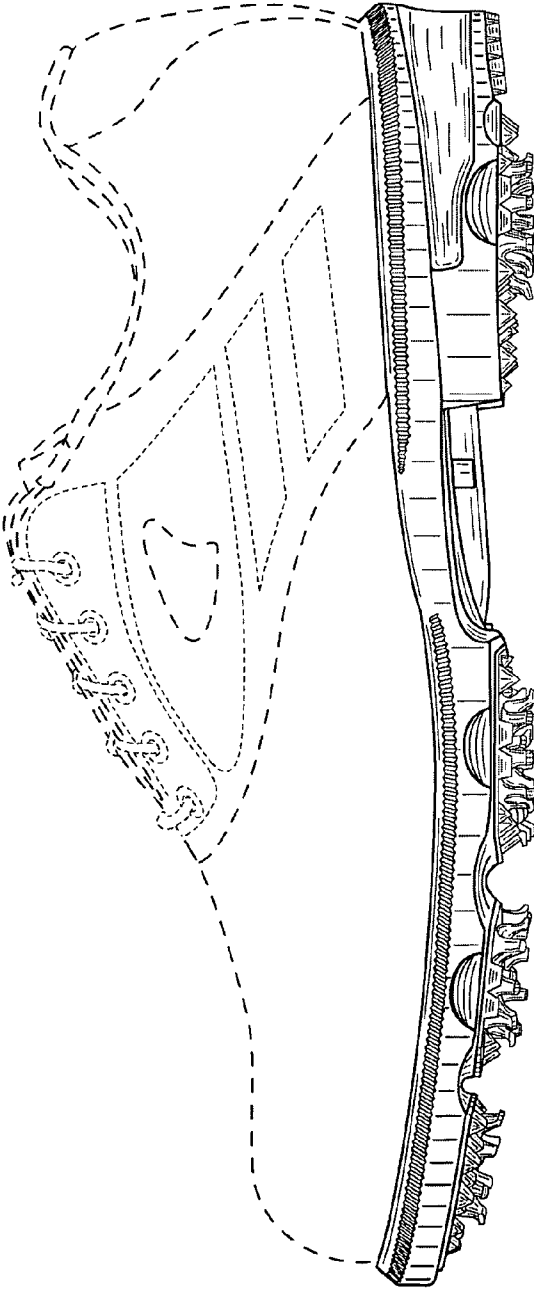
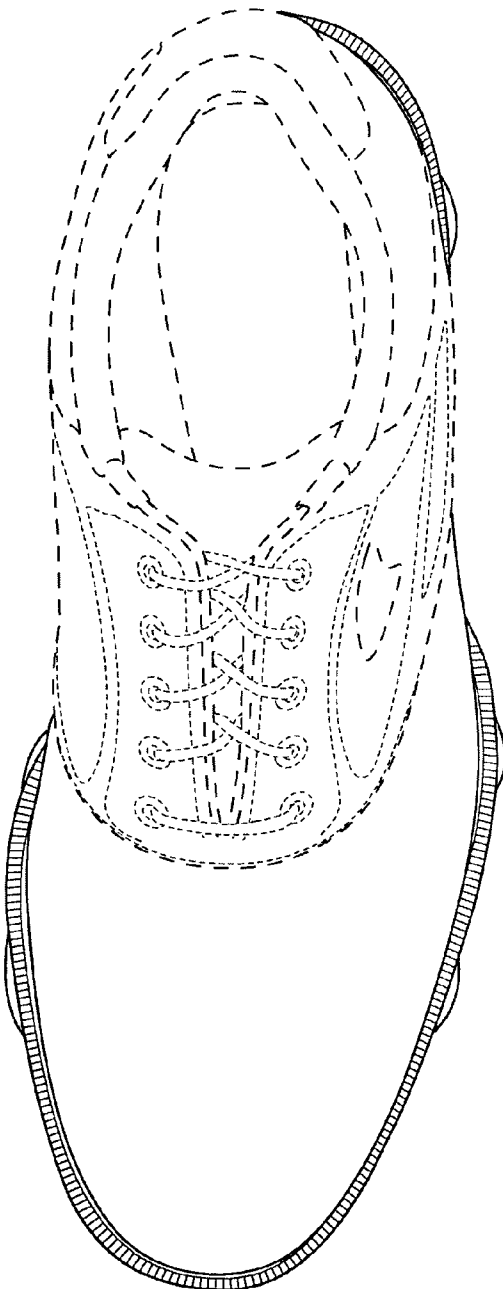


FIG. 5



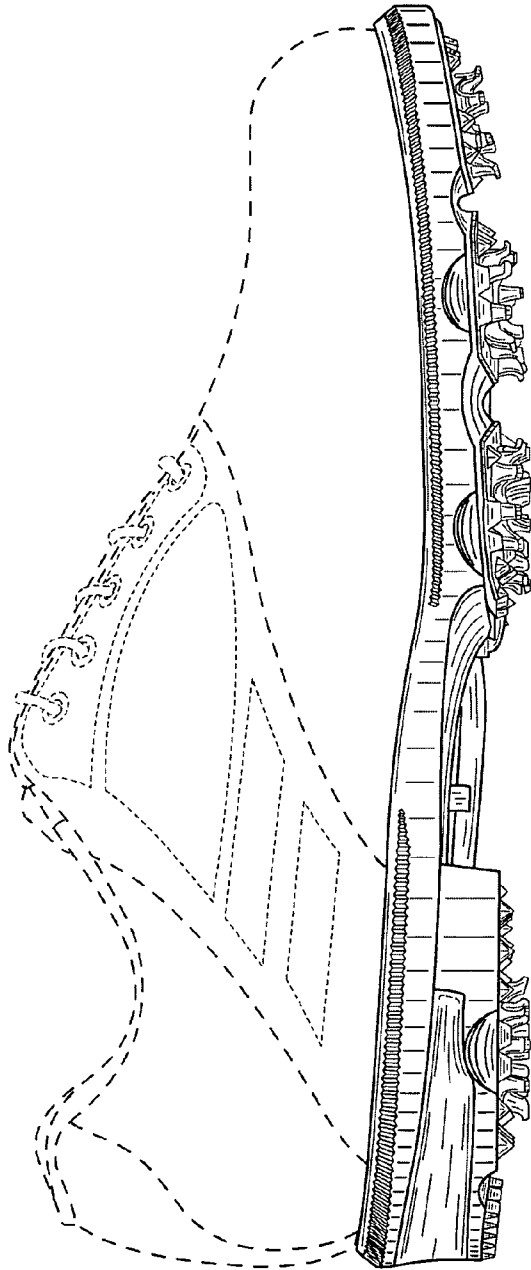


FIG. 6

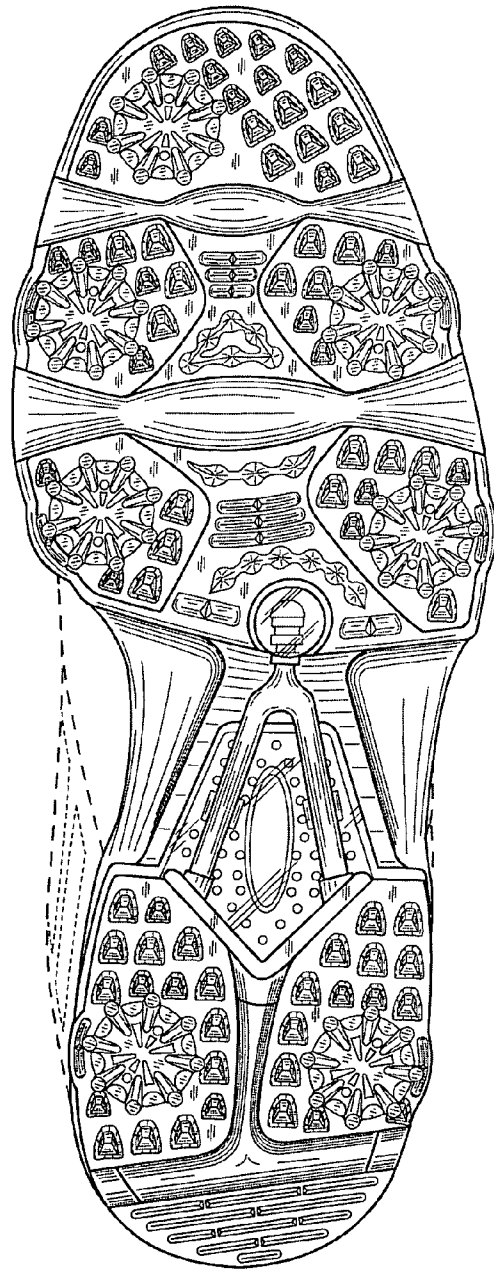


FIG. 7