



US00D757659S

(12) **United States Design Patent**  
**Besana et al.**

(10) **Patent No.:** **US D757,659 S**

(45) **Date of Patent:** **\*\* May 31, 2016**

(54) **CIRCUIT BREAKERS**

- (71) Applicant: **ABB S.p. A.**, Milan (IT)
- (72) Inventors: **Stefano Besana**, Terno d'Isola (IT);  
**Lucio Azzola**, Bergamo (IT)
- (73) Assignee: **ABB S.p.A.**, Milan (IT)
- (\*\*) Term: **14 Years**
- (21) Appl. No.: **29/489,919**
- (22) Filed: **May 5, 2014**

**Related U.S. Application Data**

- (62) Division of application No. 29/459,135, filed on Jun. 26, 2013, now Pat. No. Des. 707,636, which is a division of application No. 29/383,747, filed on Jan. 21, 2011, now Pat. No. Des. 687,387, which is a division of application No. 29/341,449, filed on Aug. 5, 2009, now Pat. No. Des. 633,446.

**Foreign Application Priority Data**

- (30) Feb. 6, 2009 (EM) ..... 001083992
- (51) **LOC (10) Cl.** ..... **13-03**
- (52) **U.S. Cl.**  
USPC ..... **D13/160**
- (58) **Field of Classification Search**  
USPC ..... D13/110, 112, 123, 133, 158-162, 173,  
D13/184, 199  
CPC ..... H01H 3/22; H01H 9/02; H01H 9/54;  
H01H 11/00; H01H 21/04; H01H 27/10;  
H01H 33/38; H01H 71/00; H01H 71/02;  
H01H 71/04; H01H 71/08; H01H 71/12;  
H01H 71/24; H01F 17/04; H01R 25/00;  
H01R 4/36

See application file for complete search history.

(56) **References Cited**

U.S. PATENT DOCUMENTS

- 4,728,757 A 3/1988 Buxton et al.
- 4,890,184 A \* 12/1989 Russell ..... H02H 3/24  
335/20
- D310,822 S 9/1990 Danek
- D315,333 S 3/1991 Barbier et al.
- D318,460 S 7/1991 Heath et al.
- D318,461 S 7/1991 Hasegawa et al.
- D319,627 S 9/1991 Smith et al.

(Continued)

FOREIGN PATENT DOCUMENTS

- WO DM/055273 4/2001

OTHER PUBLICATIONS

ABB SACE L.V. SACE Emax. A System that's open to any solution, 604060/011 en, Jul. 1999.

(Continued)

*Primary Examiner* — Daniel Bui  
*Assistant Examiner* — Shawn T Gingrich  
 (74) *Attorney, Agent, or Firm* — Polsinelli PC

(57) **CLAIM**

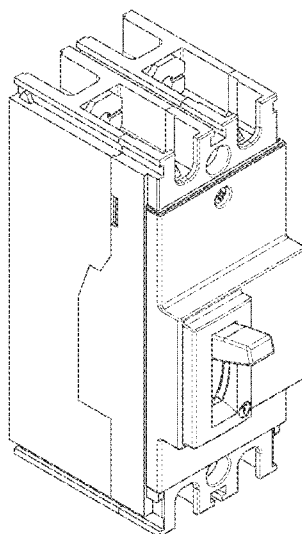
The ornamental design for circuit breakers, as shown and described.

**DESCRIPTION**

FIG. 1 is a front perspective view circuit breakers showing the new design;  
 FIG. 2 is a front view thereof;  
 FIG. 3 is a rear view thereof;  
 FIG. 4 is a top view thereof;  
 FIG. 5 is a bottom view thereof;  
 FIG. 6 is a left view thereof; and,  
 FIG. 7 is a right view thereof.

The broken line portion of figure drawings is included to show portions of the article that forms no part of the claimed design.

**1 Claim, 7 Drawing Sheets**



(56)

References Cited

U.S. PATENT DOCUMENTS

D320,386 S \* 10/1991 Saunders ..... D13/160  
 D325,727 S 4/1992 Murata et al.  
 D334,174 S 3/1993 Hosogai et al.  
 5,204,798 A \* 4/1993 Scott ..... H01H 71/0228  
 361/643  
 5,296,664 A 3/1994 Crookston et al.  
 5,302,786 A 4/1994 Rosen et al.  
 5,362,933 A 11/1994 Kutsche et al.  
 D359,948 S 7/1995 Merlin  
 D367,265 S \* 2/1996 Yamagata ..... D13/160  
 5,587,570 A 12/1996 Kelaita, Jr. et al.  
 5,610,375 A 3/1997 Sinthomez  
 D378,914 S 4/1997 Smith et al.  
 5,717,178 A 2/1998 Turner et al.  
 D402,267 S 12/1998 M'Sadoques  
 5,902,973 A 5/1999 Ramey et al.  
 6,008,459 A 12/1999 Faber et al.  
 6,078,017 A 6/2000 Blessitt et al.  
 6,177,641 B1 1/2001 Morel et al.  
 D442,146 S 5/2001 Greenberg et al.  
 6,361,848 B1 3/2002 Katsube et al.  
 6,388,867 B1 5/2002 Rakus et al.  
 6,445,559 B1 9/2002 Phillips et al.  
 6,489,577 B2 12/2002 Kurata  
 6,512,433 B1 1/2003 Bouchard et al.  
 6,590,482 B2 7/2003 Castonguay et al.  
 D498,212 S \* 11/2004 Kim ..... D13/160  
 D498,464 S 11/2004 Kim  
 D499,700 S 12/2004 Raabe et al.  
 D499,701 S 12/2004 Kim  
 D506,185 S 6/2005 Kim  
 D511,502 S 11/2005 Kim  
 7,064,283 B2 6/2006 Deylitz et al.  
 D535,626 S 1/2007 Azzola et al.  
 D547,729 S 7/2007 Azzola et al.  
 D547,730 S 7/2007 Azzola et al.  
 D551,629 S 9/2007 Azzola et al.  
 D562,777 S 2/2008 Azzola et al.  
 D576,111 S 9/2008 Azzola et al.  
 D585,839 S 2/2009 Azzola et al.  
 D587,658 S 3/2009 Azzola et al.

D593,506 S 6/2009 Azzola et al.  
 D599,301 S 9/2009 Azzola et al.  
 D611,002 S 3/2010 Azzola et al.  
 D616,832 S 6/2010 Corteel  
 D633,446 S \* 3/2011 Besana ..... D13/160  
 D641,710 S \* 7/2011 Azzola ..... D13/160  
 D660,805 S 5/2012 Azzola et al.  
 D687,387 S 8/2013 Besana et al.  
 D707,636 S \* 6/2014 Besana ..... D13/160  
 D735,143 S \* 7/2015 Huhne ..... D13/158  
 2001/0022713 A1 9/2001 Gimenez et al.  
 2001/0025773 A1 10/2001 Rane et al.  
 2004/0045796 A1 3/2004 Azzola et al.  
 2005/0109597 A1 5/2005 Etscheidt et al.  
 2005/0219021 A1 \* 10/2005 Fleege ..... H01H 9/342  
 335/201  
 2006/0071750 A1 \* 4/2006 Marks ..... H01H 71/0207  
 336/172  
 2006/0118397 A1 6/2006 Dahl et al.  
 2008/0246566 A1 \* 10/2008 Oh ..... H01H 71/08  
 335/197  
 2009/0002106 A1 \* 1/2009 Harmon ..... H01H 9/342  
 335/202  
 2009/0239399 A1 \* 9/2009 Azzola ..... H01H 73/08  
 439/119  
 2013/0220784 A1 \* 8/2013 Castaneda  
 Arriaga ..... H01H 71/025  
 200/293  
 2013/0284702 A1 \* 10/2013 Hamada ..... H01H 9/302  
 218/26  
 2014/0151201 A1 \* 6/2014 Sisley ..... H01H 9/0264  
 200/293  
 2015/0109091 A1 \* 4/2015 Oh ..... H01H 71/7409  
 337/351  
 2015/0129400 A1 \* 5/2015 Oh ..... H01H 3/22  
 200/293  
 2015/0262778 A1 \* 9/2015 Sohn ..... H01H 71/04  
 361/102

OTHER PUBLICATIONS

Terasaki Electric, Revolutino in circuit breaker technology, 35 pp. (date unknown).

\* cited by examiner

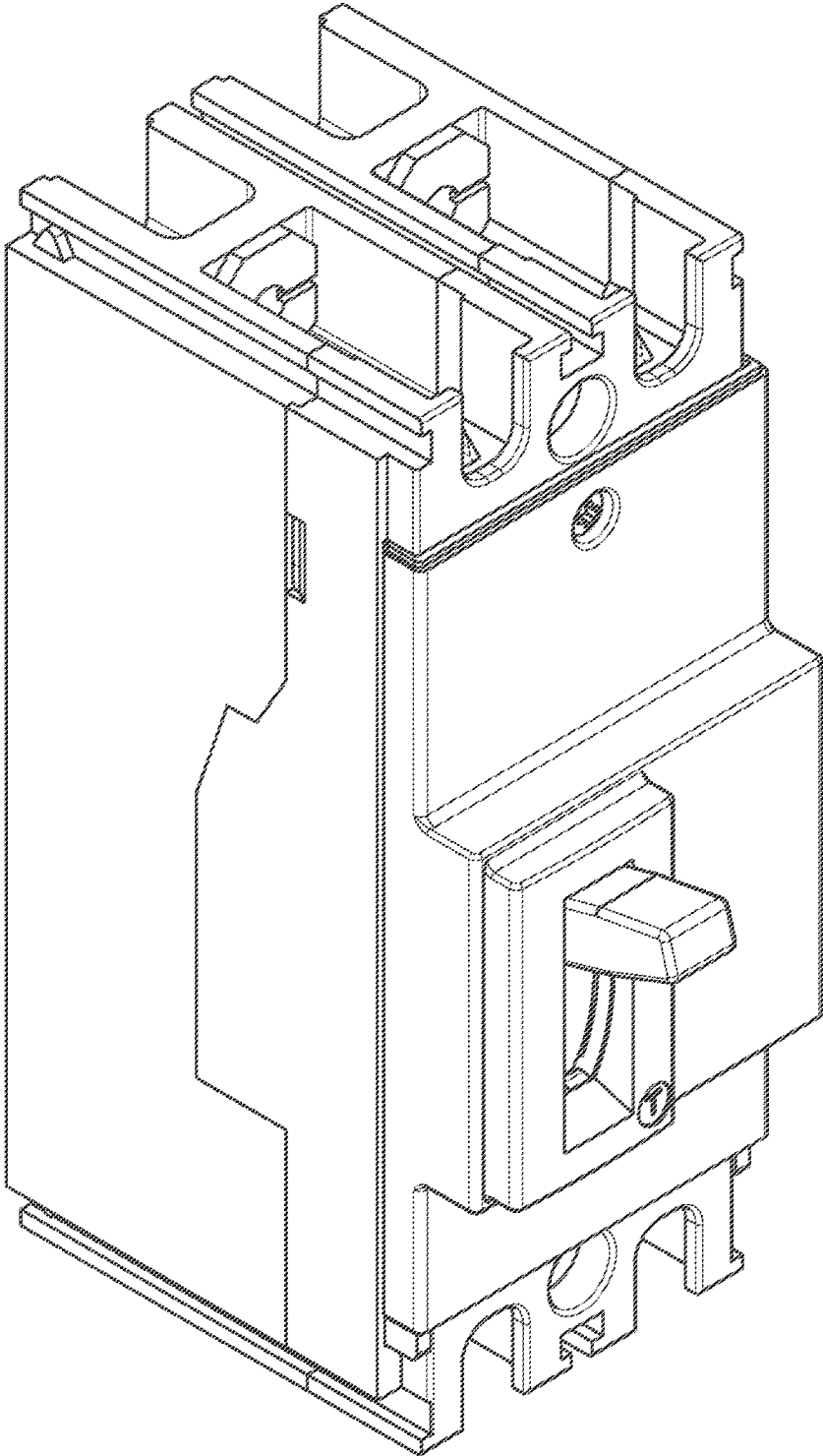


Fig. 1

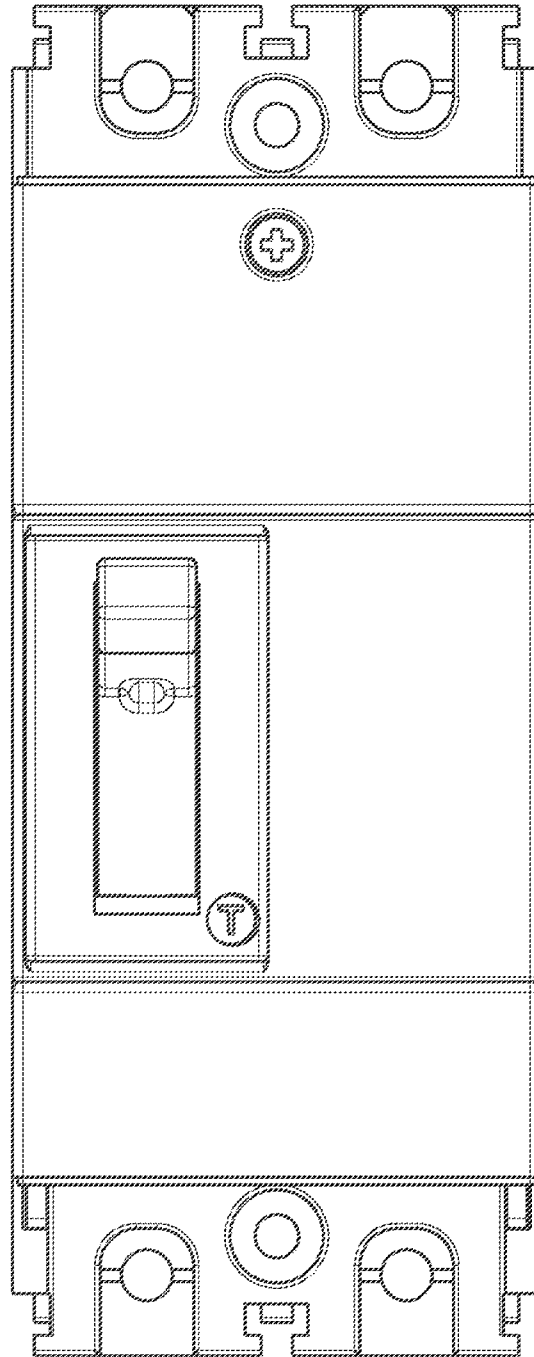


Fig. 2




Fig. 3

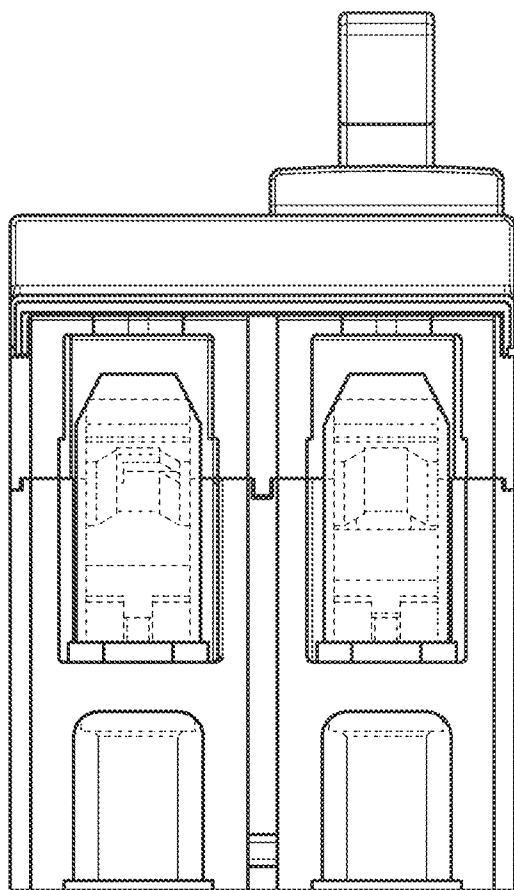


Fig. 4

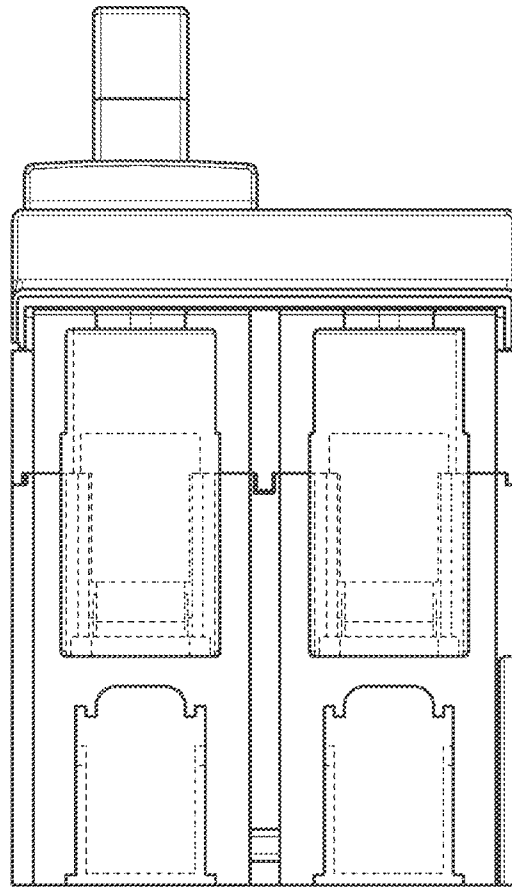


Fig. 5

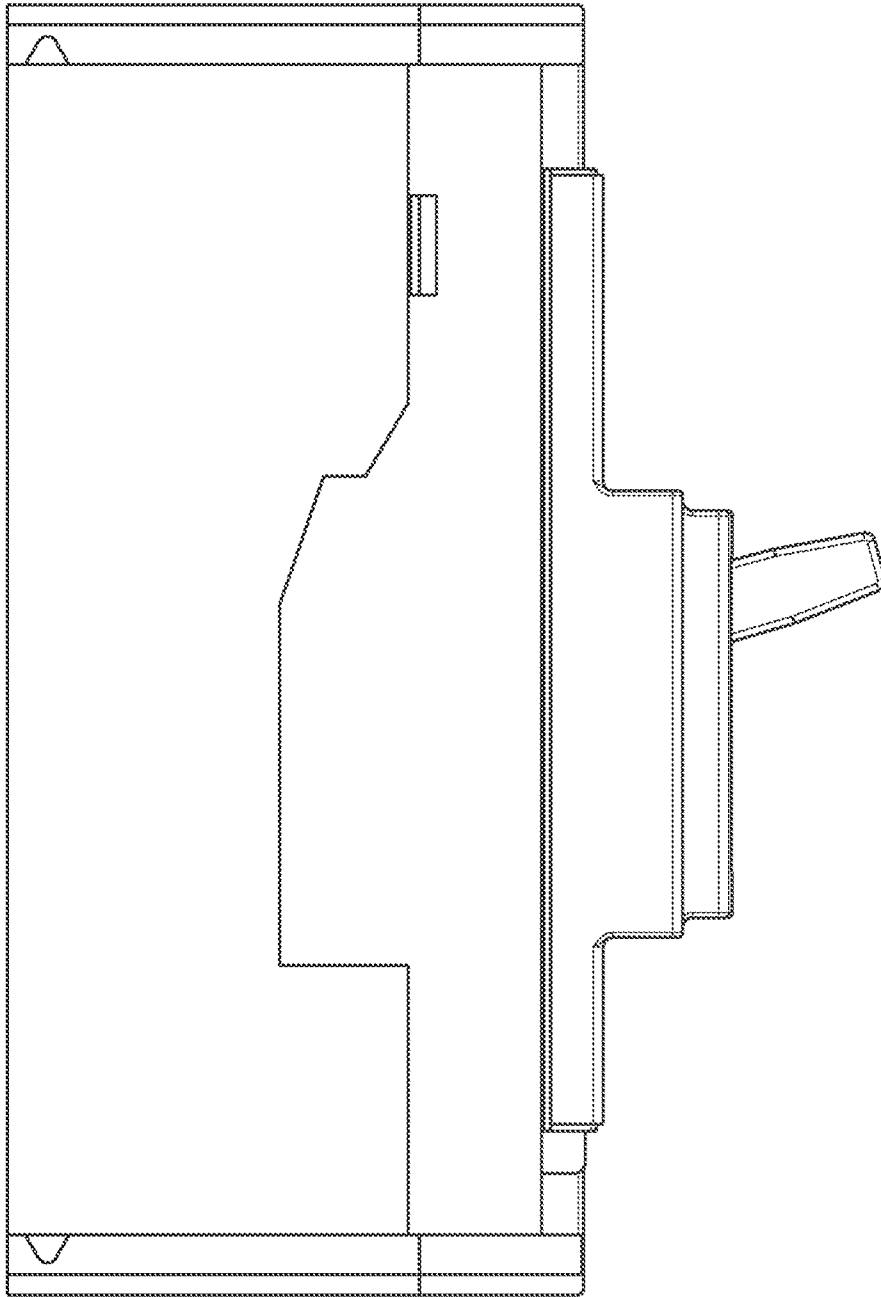


Fig. 6



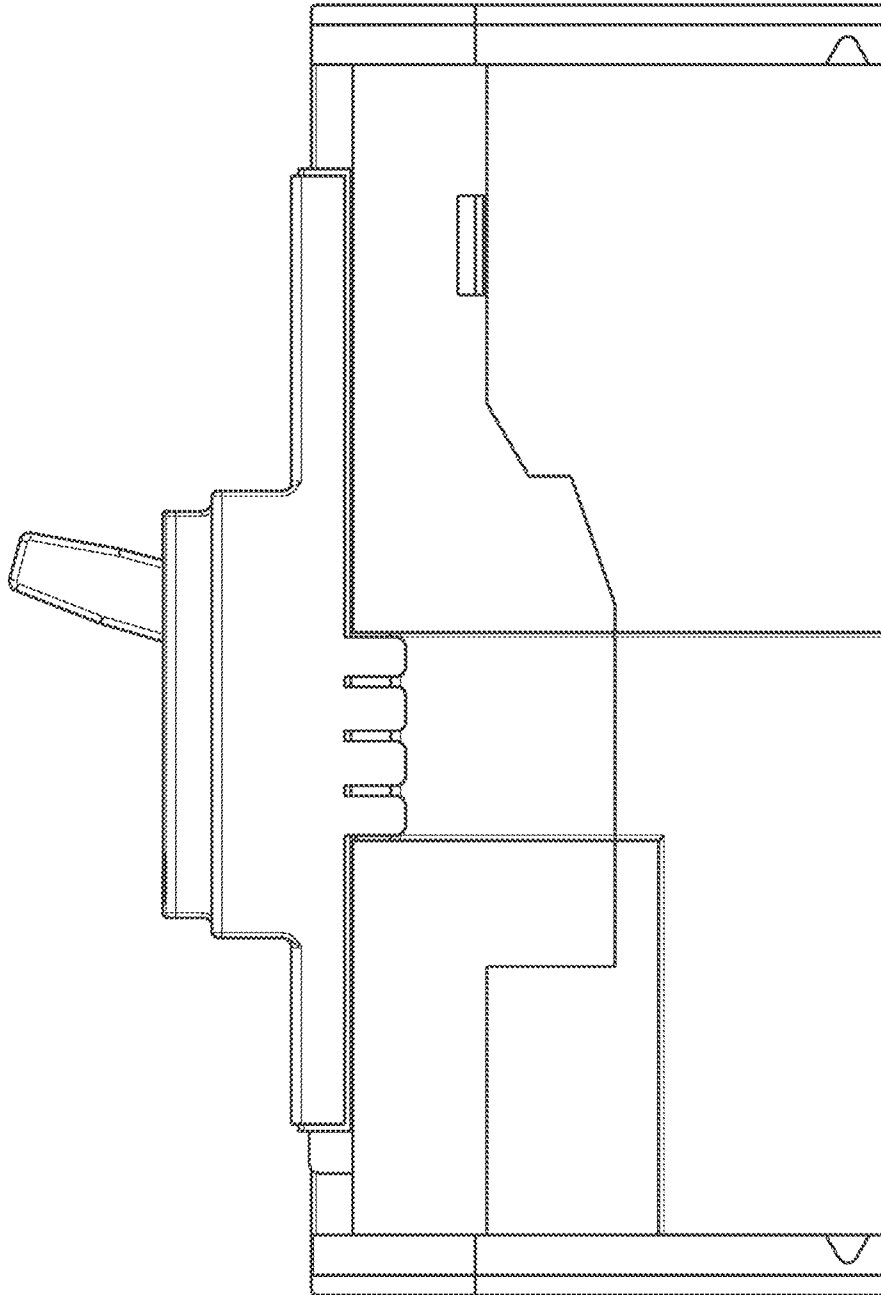


Fig. 7