



US00D589868S

(12) **United States Design Patent**  
**Matharan et al.**

(10) **Patent No.:** **US D589,868 S**

(45) **Date of Patent:** **\*\* Apr. 7, 2009**

(54) **AIRPLANE**

D298,026 S \* 10/1988 Judge ..... D12/343

D359,472 S \* 6/1995 Day ..... D12/343

D541,207 S \* 4/2007 Seidel ..... D12/343

(75) Inventors: **Philippe Matharan**, Germs sur l'Oussouet (FR); **Olivier Poulain**, Tarbes (FR); **Valéry Auger**, Arsac (FR); **Hugues Laporte-Weywada**, Les Loges en Josas (FR); **Christophe Chavagnac**, Paris (FR); **Jérôme Bertrand**, Saint Aubin de Medoc (FR)

\* cited by examiner

*Primary Examiner*—Lisa P Lichtenstein

(74) *Attorney, Agent, or Firm*—Pearne & Gordon LLP

(73) Assignee: **Astrium SAS**, Paris (FR)

(\*\*) Term: **14 Years**

(57) **CLAIM**

(21) Appl. No.: **29/297,606**

The ornamental design for an airplane, as shown and described.

(22) Filed: **Nov. 14, 2007**

(30) **Foreign Application Priority Data**

**DESCRIPTION**

May 14, 2007 (EM) ..... 000722459-0001

May 14, 2007 (EM) ..... 00722657

FIG. 1 is a bottom view of my new invention;

(51) **LOC (9) Cl.** ..... **12-07**

FIG. 2 is a front view thereof;

(52) **U.S. Cl.** ..... **D12/343**

FIG. 3 is a first perspective view thereof;

(58) **Field of Classification Search** ..... D12/319,

D12/343, 345, 333; 244/45 R, 45 A, 13,

244/15, 215, 198, 211

FIG. 4 is a rear view thereof;

See application file for complete search history.

FIG. 5 is a right side view thereof;

FIG. 6 is a top view thereof; and,

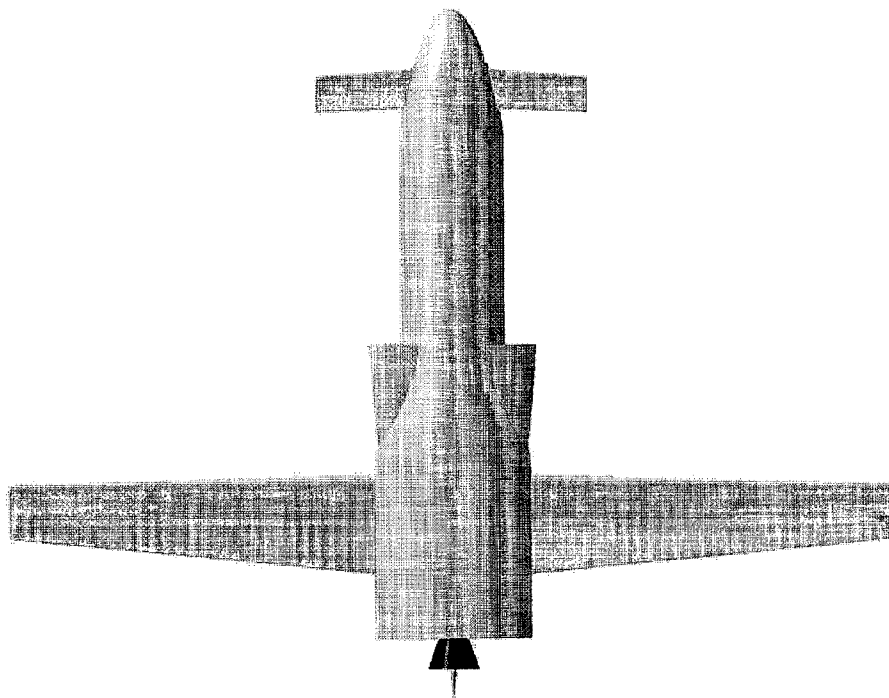
(56) **References Cited**

FIG. 7 is a second perspective view thereof.

**U.S. PATENT DOCUMENTS**

**1 Claim, 7 Drawing Sheets**

D202,749 S \* 11/1965 Holtby et al. .... D12/343



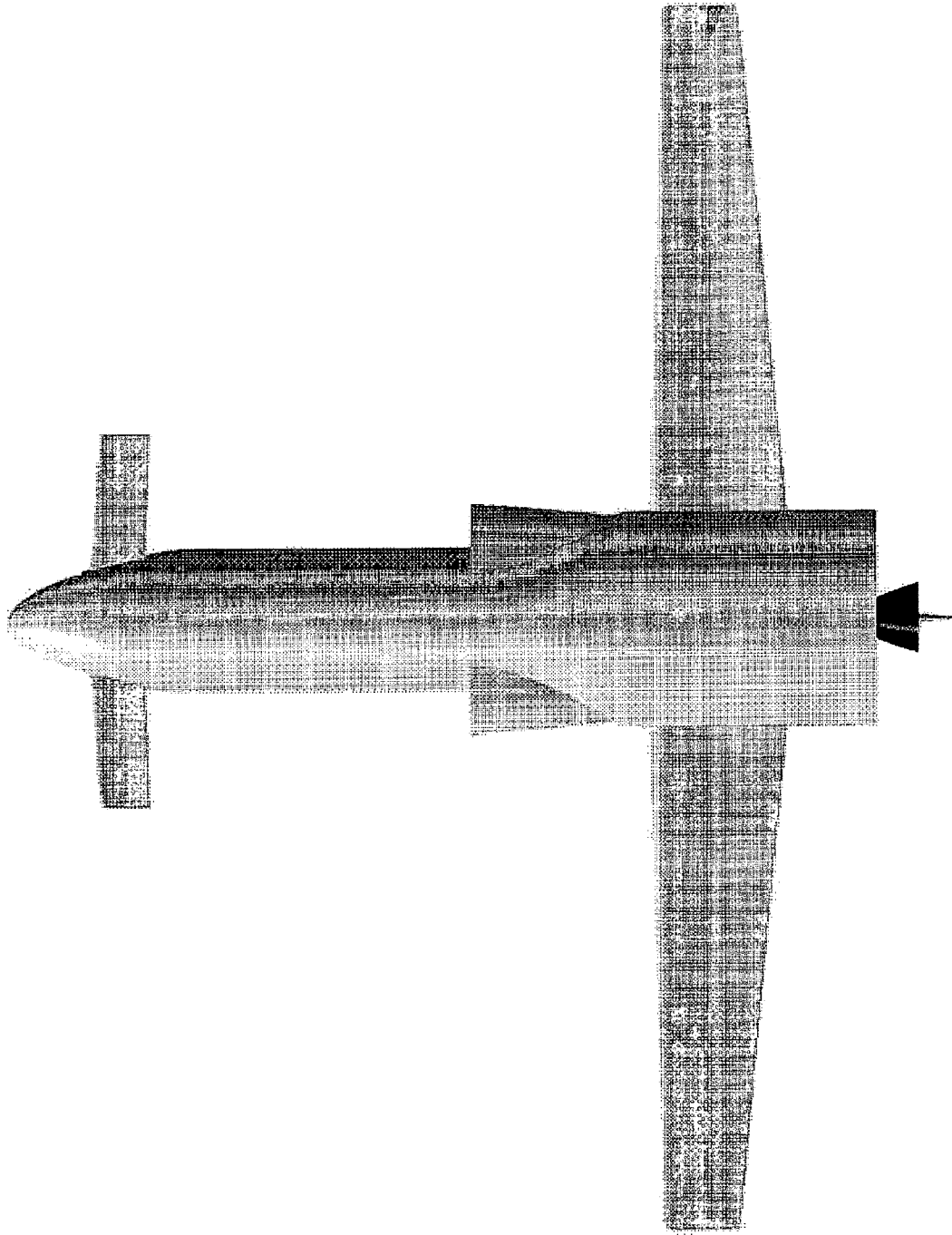


FIG. 1

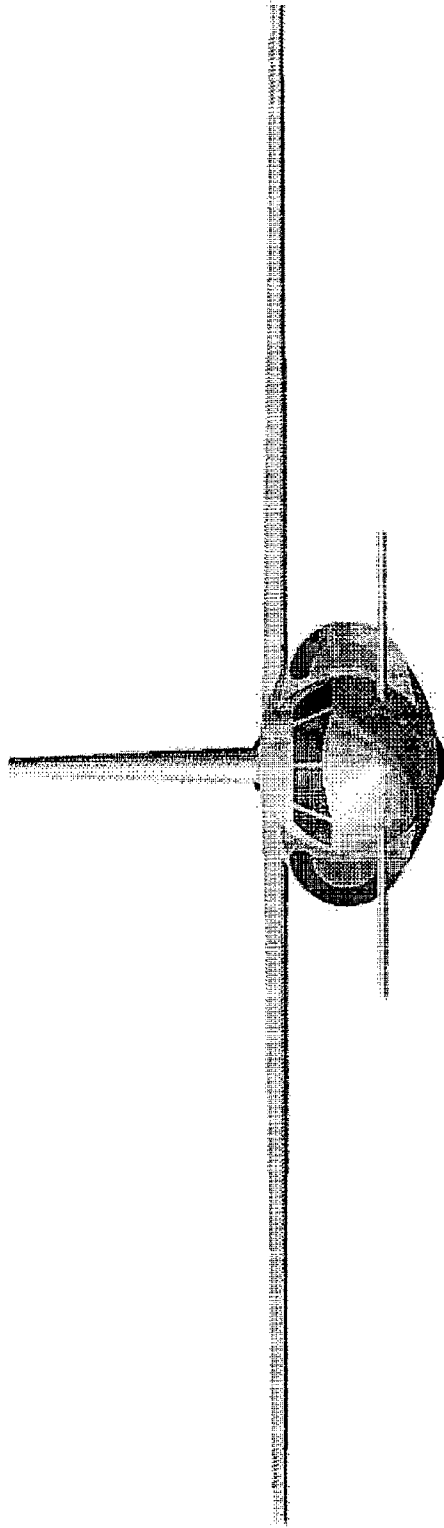


FIG. 2




FIG. 3

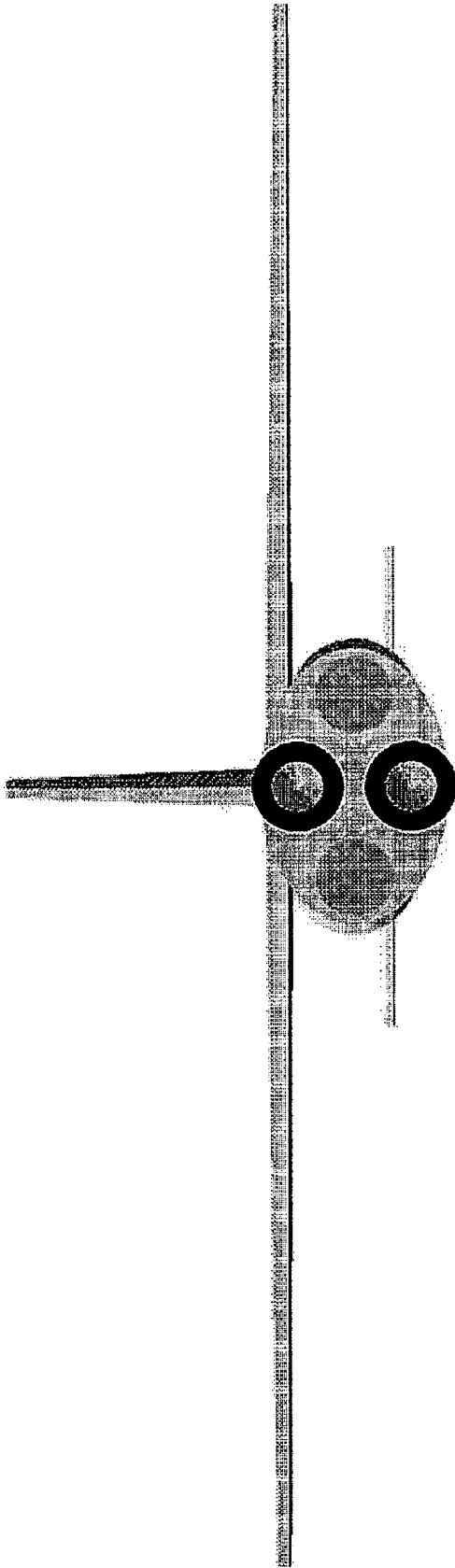


FIG. 4




FIG. 5




FIG. 6




FIG. 7