



US00D964990S

(12) **United States Design Patent**
Kim et al.

(10) **Patent No.:** **US D964,990 S**

(45) **Date of Patent:** **** Sep. 27, 2022**

(54) **ELECTRONIC DEVICE ADAPTER**

(71) Applicant: **Amazon Technologies, Inc.**, Seattle, WA (US)

(72) Inventors: **Eliot Kim**, Los Gatos, CA (US);
Niranjan Madanmohan Bhatia, San Jose, CA (US); **Jihyun Park**, Cupertino, CA (US)

(73) Assignee: **Amazon Technologies, Inc.**, Seattle, WA (US)

(**) Term: **15 Years**

(21) Appl. No.: **29/704,978**

(22) Filed: **Sep. 9, 2019**

(51) **LOC (13) Cl.** **14-02**

(52) **U.S. Cl.**
USPC **D14/433; D13/147**

(58) **Field of Classification Search**
USPC D14/432, 433, 435.1, 438, 439;
D13/133, 146, 147, 153, 154
CPC H05K 5/0278; G06K 19/07732; H01R
27/00; H01R 27/02; H01R 31/06
See application file for complete search history.

(56) **References Cited**

U.S. PATENT DOCUMENTS

D531,127 S *	10/2006	Zhong	D13/147
D683,703 S *	6/2013	Akana	D13/147
D703,616 S *	4/2014	Akana	D13/147
D707,681 S *	6/2014	Akana	D14/433

D714,729 S *	10/2014	Akana	D13/147
D742,320 S *	11/2015	Akana	D13/147
D746,780 S *	1/2016	Akana	D13/147
D751,560 S *	3/2016	Akana	D14/433
D781,786 S *	3/2017	Akana	D13/147
D797,747 S *	9/2017	Xu	D14/433
D899,377 S *	10/2020	Akana	D13/147
D910,578 S *	2/2021	Turksu	D14/433

FOREIGN PATENT DOCUMENTS

CN	305245318	*	7/2019
GB	6084617	*	3/2020
GB	6084618	*	3/2020

* cited by examiner

Primary Examiner — Rebekah A Caruso

(74) *Attorney, Agent, or Firm* — Lee & Hayes, P.C.

(57) **CLAIM**

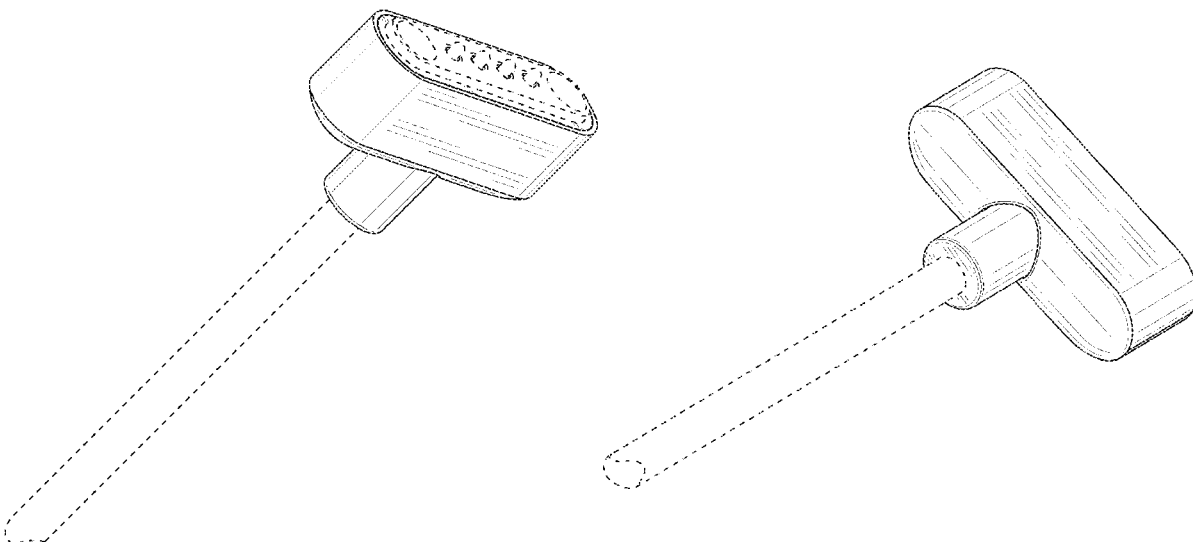
The ornamental design for an electronic device adapter, as shown and described.

DESCRIPTION

FIG. 1 is a bottom, front perspective view of an electronic device adapter;
FIG. 2 is a top, back perspective view thereof;
FIG. 3 is a top view thereof;
FIG. 4 is a bottom view thereof;
FIG. 5 is a left-side view thereof;
FIG. 6 is a right-side view thereof;
FIG. 7 is a front view thereof; and,
FIG. 8 is a back view thereof.

The broken lines depict portions of the electronic device adapter that form no part of the claimed design.

1 Claim, 8 Drawing Sheets



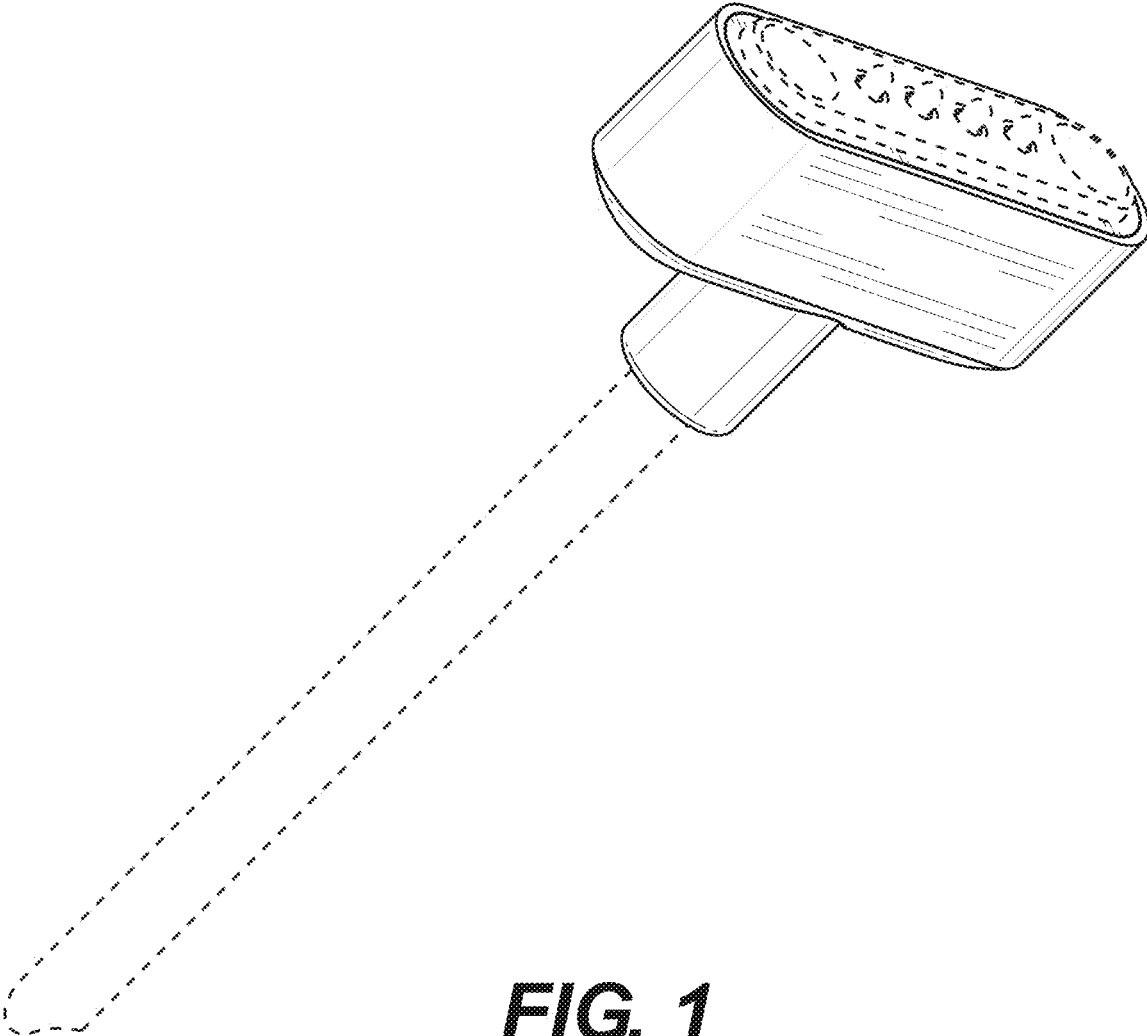


FIG. 1

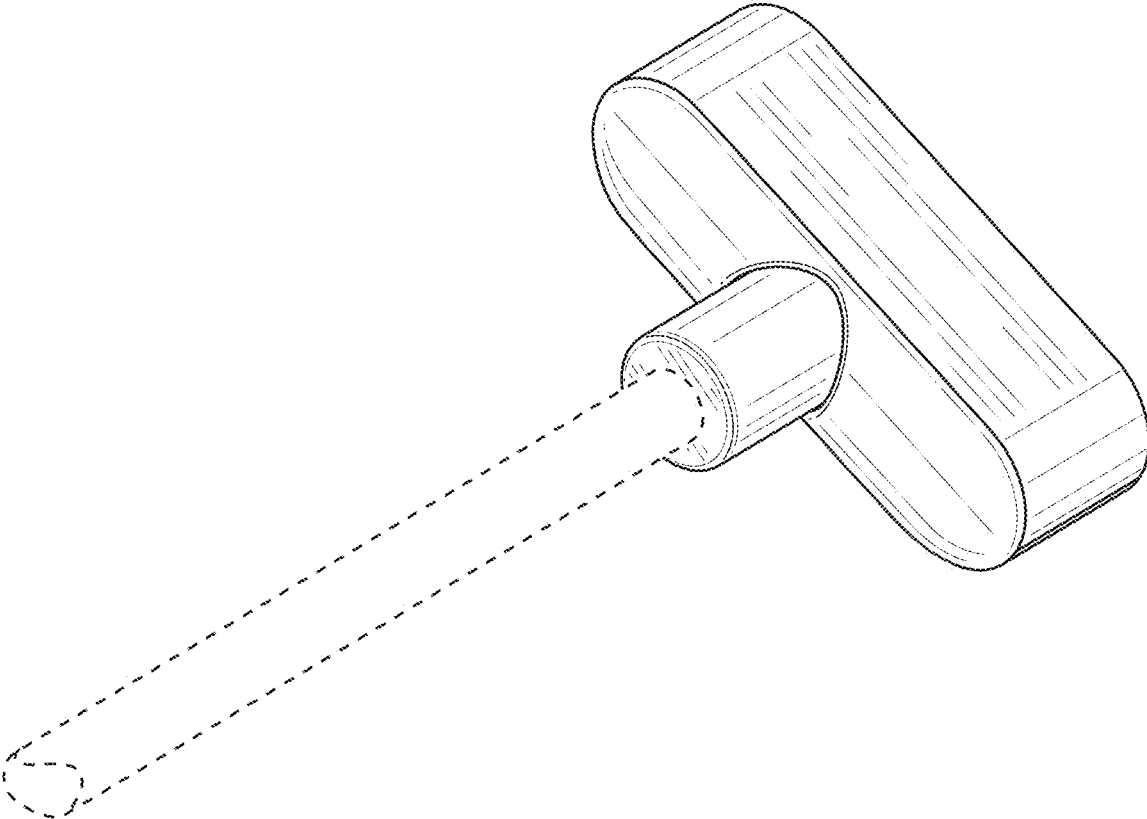


FIG. 2

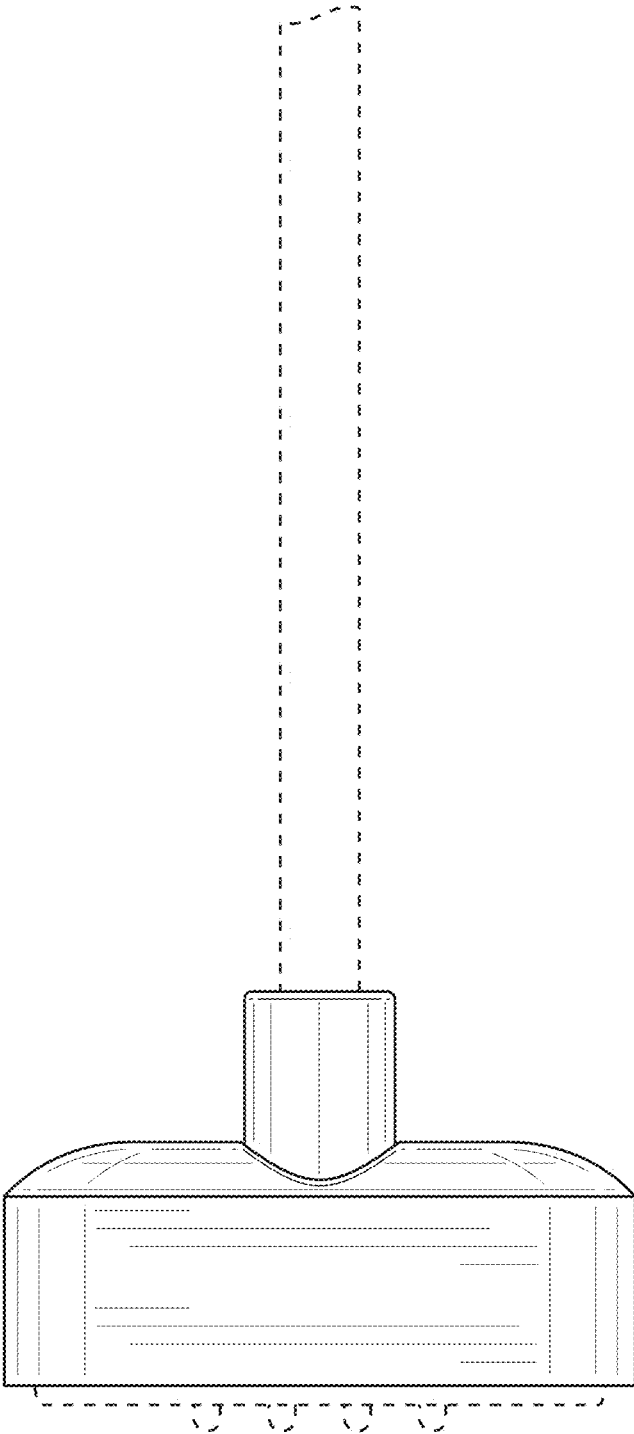


FIG. 3

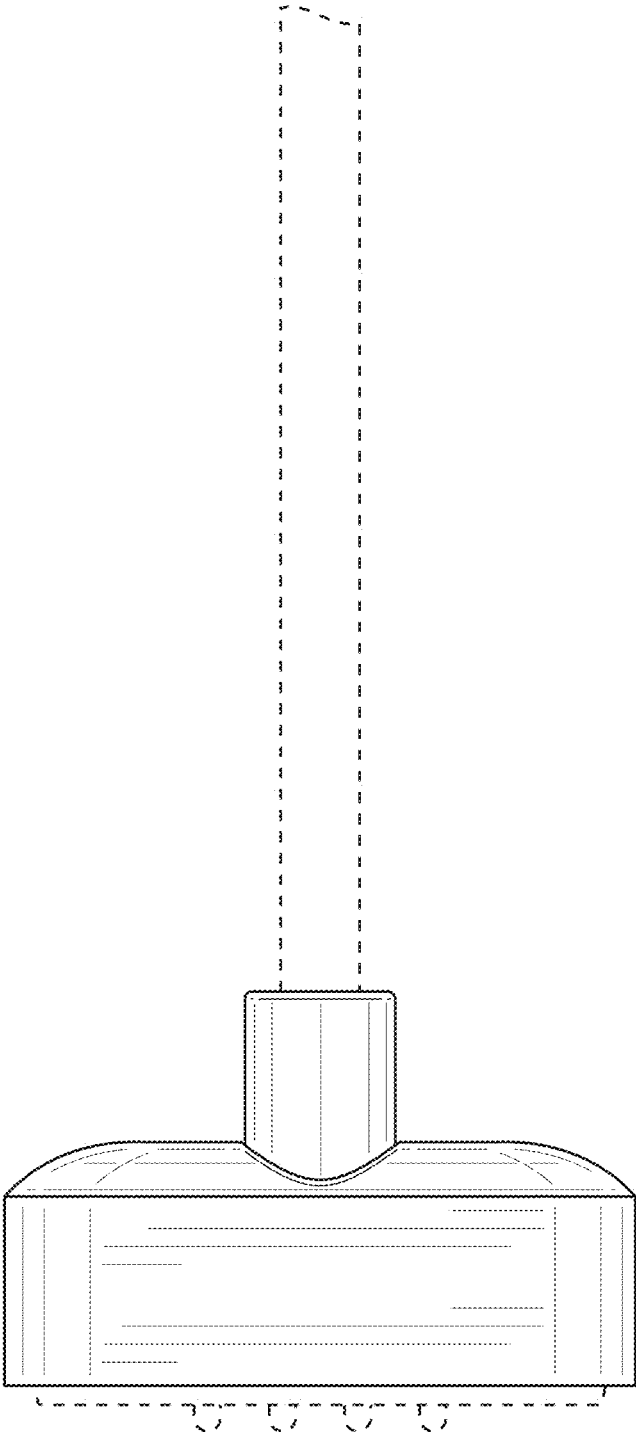


FIG. 4




FIG. 5




FIG. 6

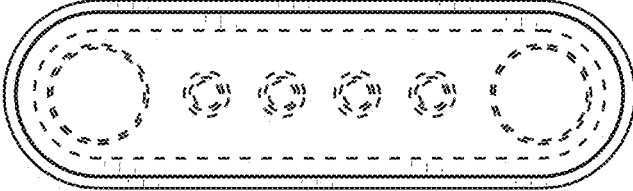


FIG. 7

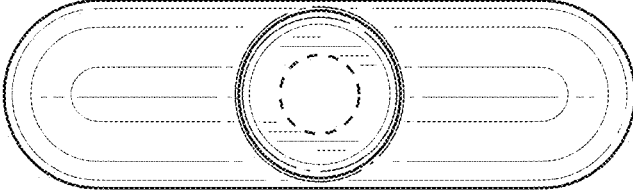


FIG. 8