



US00D429009S

# United States Patent [19]

[11] **Patent Number: Des. 429,009**

**Ginzel**

[45] **Date of Patent: \*\* Aug. 1, 2000**

[54] **METAL PROFILE OF VARYING LENGTH FOR STRUCTURAL ELEMENTS**

[75] Inventor: **Lothar Ginzel**, Schwerte, Germany

[73] Assignee: **Dorma GmbH + Co. KG**, Ennepetal, Germany

[\*\*] Term: **14 Years**

[21] Appl. No.: **29/091,924**

[22] Filed: **Aug. 7, 1998**

[30] **Foreign Application Priority Data**

Feb. 9, 1998 [DE] Germany ..... M 98 01 193

[51] **LOC (7) Cl.** ..... **25-01**

[52] **U.S. Cl.** ..... **D25/136**

[58] **Field of Search** ..... 52/459, 465, 489.2, 52/579, 716.1, 716.8, 718.04; D25/119, 136, 164

[56] **References Cited**

**U.S. PATENT DOCUMENTS**

D. 299,273	1/1989	Pittman, Jr. ....	D25/136
3,546,826	12/1970	Chapman .....	52/465
5,440,857	8/1995	Shanok et al. ....	52/716.8

*Primary Examiner*—Doris Clark

*Attorney, Agent, or Firm*—Nils H. Liungman & Associates

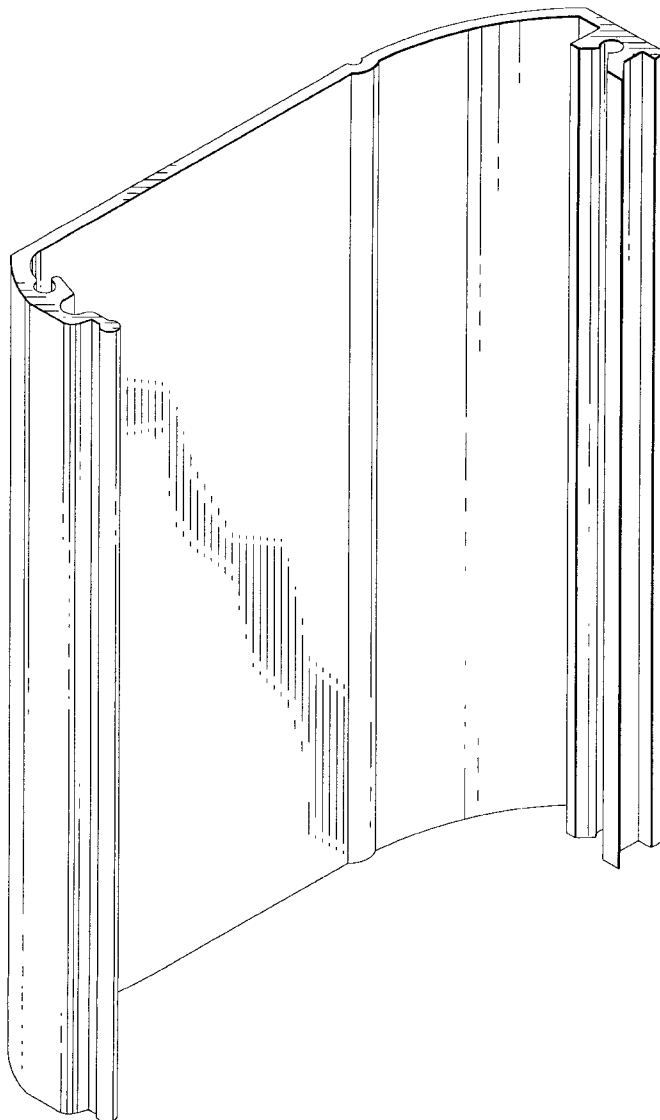
[57] **CLAIM**

The ornamental design for a metal profile of varying length for structural elements, as shown and described.

**DESCRIPTION**

FIG. 1 is a perspective view;  
FIG. 2 is a top plan view, the bottom being identical;  
FIG. 3 is a front elevational view;  
FIG. 4 is a rear elevational view;  
FIG. 5 is a right side elevational view; and,  
FIG. 6 is a left side elevational view.

**1 Claim, 2 Drawing Sheets**



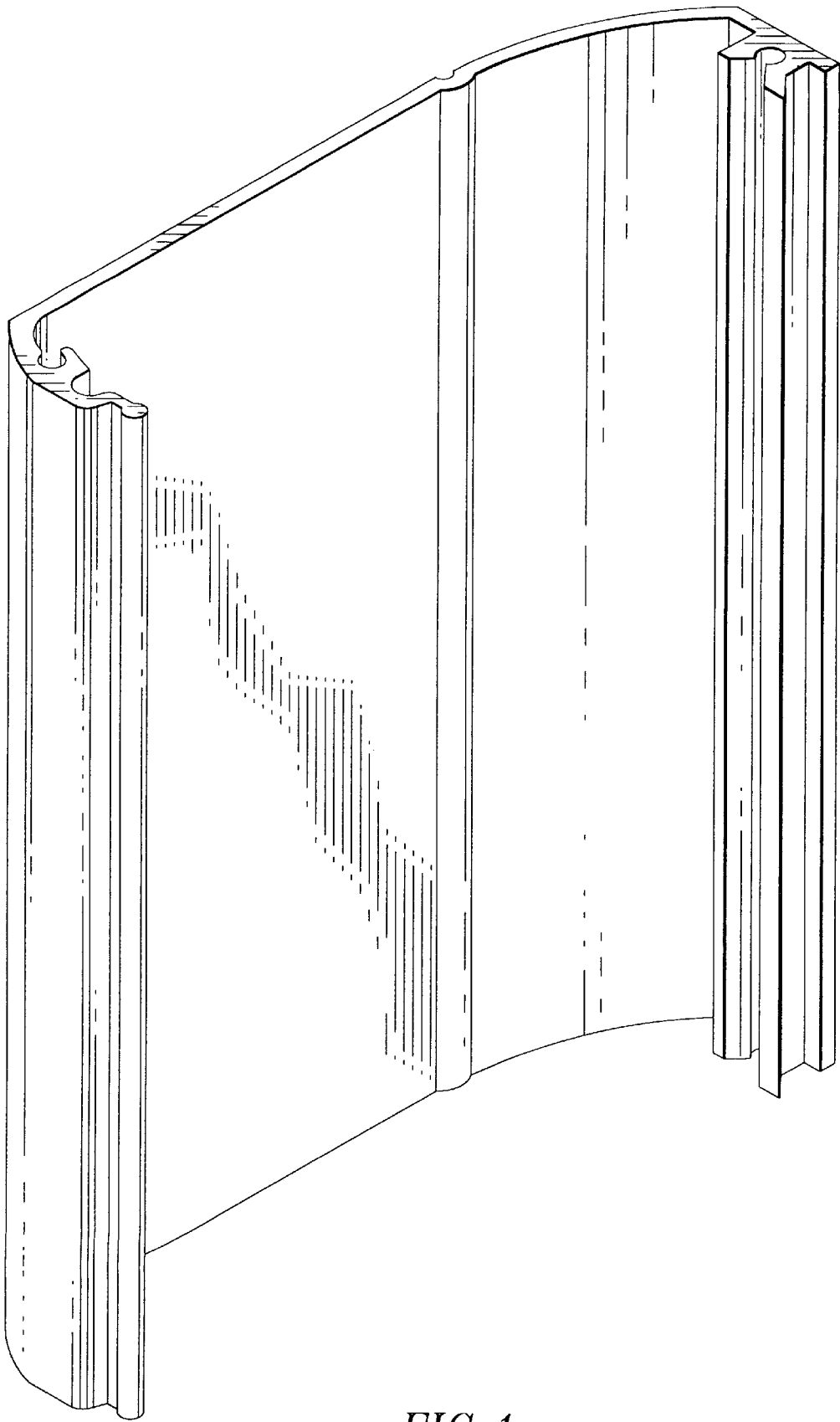
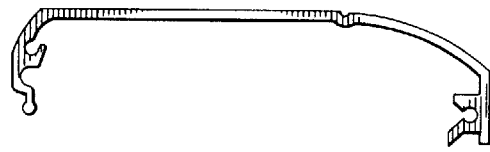
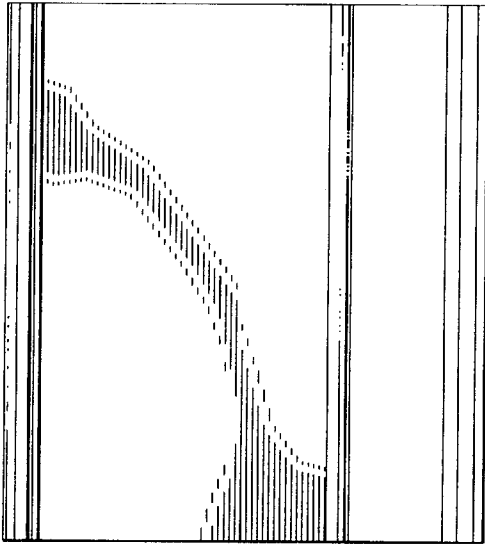



FIG. 1




*FIG. 2*



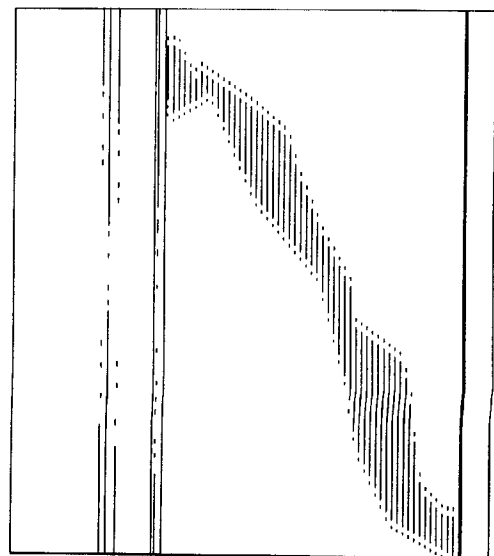
*FIG. 3*



*FIG. 5*



*FIG. 6*



*FIG. 4*