



US00D780847S

(12) **United States Design Patent**  
**Greenspon et al.**

(10) **Patent No.:** **US D780,847 S**  
(45) **Date of Patent:** **\*\* Mar. 7, 2017**

- (54) **ORGANIZER**
- (71) Applicant: **Honey-Can-Do International, LLC**,  
Berkeley, IL (US)
- (72) Inventors: **Steven Greenspon**, Burr Ridge, IL  
(US); **Slobodan Zivanovic**, Des  
Plaines, IL (US); **Valerie Snow**,  
Chicago, IL (US)
- (73) Assignee: **Honey-Can-Do International, LLC**,  
Berkeley, IL (US)
- (\*\*) Term: **15 Years**
- (21) Appl. No.: **29/544,574**
- (22) Filed: **Nov. 4, 2015**
- (51) **LOC (10) Cl.** ..... **19-02**
- (52) **U.S. Cl.**  
USPC ..... **D19/90**
- (58) **Field of Classification Search**  
USPC ..... D3/304, 305, 310-315; D6/407, 675,  
D6/683, 683.1; D9/737, 432; D19/75,  
77-80, D19/86-87, 90-92  
CPC ..... B42F 7/10; B42F 7/12; B42F 7/06;  
B42F 7/145; B42F 17/02; B42F  
17/12; B43M 99/00; B43M 99/001; B43M  
99/008; A47B 6/00; A47B 47/00; A47B  
47/0033; A47B 47/0041; B65D 5/566  
See application file for complete search history.

3,726,411	A *	4/1973	Jones	.....	A47F 5/0025
					211/126.13
D286,113	S *	10/1986	Albery	.....	D19/90
4,630,731	A *	12/1986	Albery	.....	G09F 19/00
					206/425
4,895,267	A *	1/1990	Karlsson	.....	B42F 17/02
					220/4.28
4,901,883	A *	2/1990	Hoffman	.....	B42F 7/14
					206/425
D330,474	S *	10/1992	Liptak	.....	D19/90
D381,691	S *	7/1997	Miyake	.....	D19/75
5,707,003	A *	1/1998	Miyake	.....	B42F 7/145
					206/245
D395,580	S *	6/1998	Kendrick	.....	D19/90
D419,302	S	1/2000	Hardy et al.		
D420,051	S *	2/2000	Conley	.....	D19/90
D431,907	S	10/2000	Andujar et al.		
D433,711	S	11/2000	Andujar		
D449,074	S	10/2001	Andujar		
D450,453	S	11/2001	Andujar		
D455,292	S	4/2002	Hardy et al.		

(Continued)

FOREIGN PATENT DOCUMENTS

KR 3007221460000 12/2013  
*Primary Examiner* — Elizabeth Albert  
 (74) *Attorney, Agent, or Firm* — Banner & Witcoff, Ltd.

(57) **CLAIM**

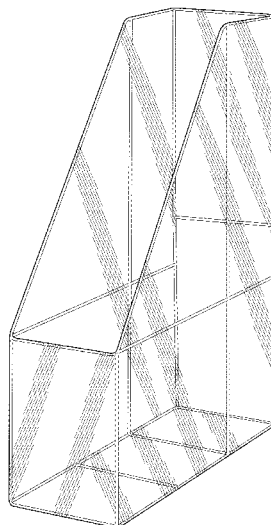
The ornamental design for an organizer, as shown and described.

**DESCRIPTION**

FIG. 1 is an enlarged top, front, right perspective view of an organizer showing our new design;  
 FIG. 2 is a front view thereof;  
 FIG. 3 is a rear view thereof;  
 FIG. 4 is a right side view thereof;  
 FIG. 5 is a left side view thereof;  
 FIG. 6 is a top view thereof; and,  
 FIG. 7 is a bottom view thereof.

**1 Claim, 5 Drawing Sheets**

- (56) **References Cited**  
U.S. PATENT DOCUMENTS
- 265,467 A \* 10/1882 Tincher ..... B42F 17/02  
206/425
- 3,517,854 A \* 6/1970 Ziegler ..... B42F 7/145  
206/556
- 3,592,344 A \* 7/1971 Schade ..... A47B 47/00  
206/557



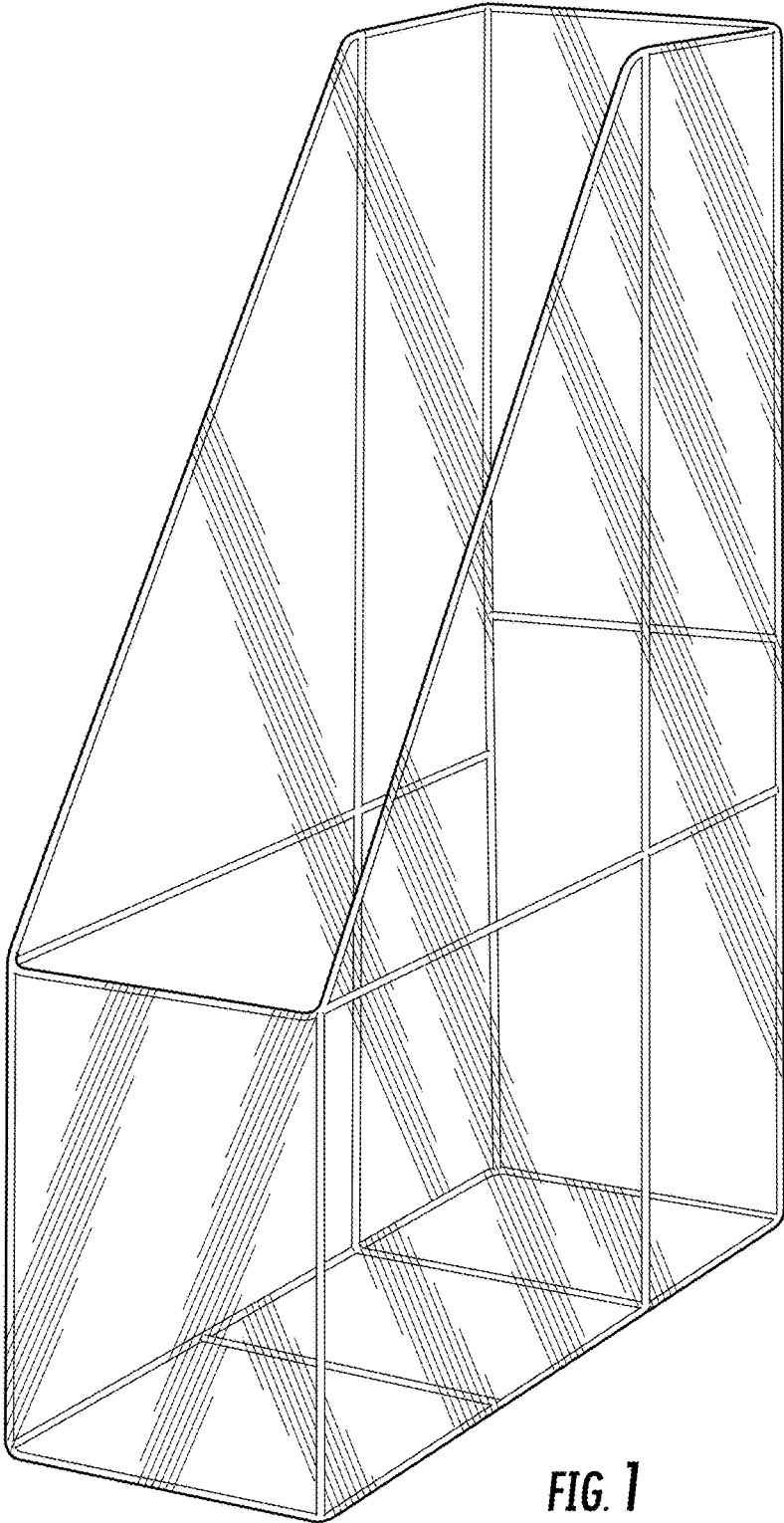
(56)

**References Cited**

## U.S. PATENT DOCUMENTS

D475,411	S	6/2003	Hardy et al.	
D500,802	S *	1/2005	DeCarlo .....	D19/90
D502,966	S *	3/2005	çakir .....	D19/90
D516,814	S	3/2006	Post et al.	
D523,245	S	6/2006	Post	
D524,154	S	7/2006	Post	
D524,542	S	7/2006	Hardy	
D527,767	S	9/2006	Hardy	
D545,060	S	6/2007	Cheng	
D551,454	S	9/2007	Cheng	
D562,405	S *	2/2008	Gusdorf .....	D19/90
D563,476	S *	3/2008	Smith .....	D19/90
D565,334	S	4/2008	Post et al.	
D573,654	S	7/2008	Hardy et al.	
D582,161	S	12/2008	Hardy et al.	
D602,255	S	10/2009	Ahlgrim et al.	
D622,959	S	9/2010	Zalewski et al.	
D632,080	S	2/2011	Hardy et al.	
D632,892	S	2/2011	Zalewski et al.	
D658,881	S	5/2012	Post et al.	
D663,118	S	7/2012	Zalewski et al.	
D673,369	S	1/2013	Post et al.	
8,561,816	B2 *	10/2013	Martin .....	A47F 5/0025 206/425
2009/0255881	A1 *	10/2009	Su .....	A47B 65/00 211/42
2015/0202721	A1 *	7/2015	Gu .....	B23K 11/04 219/100

\* cited by examiner



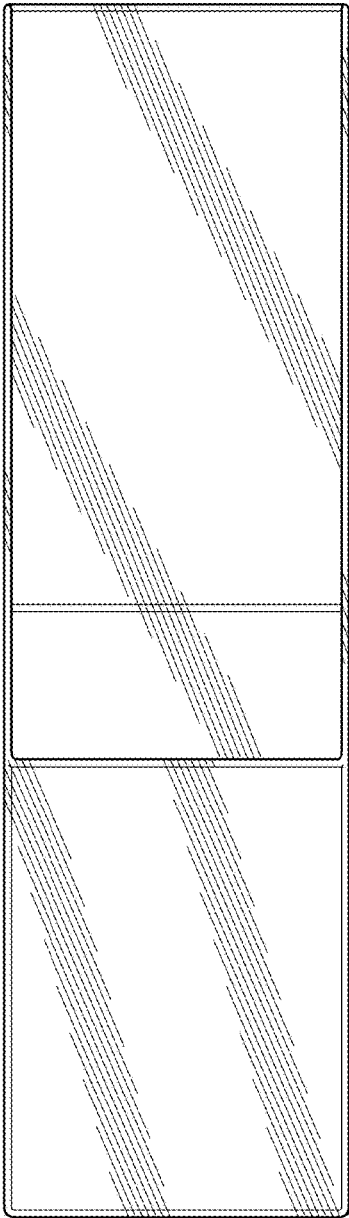


FIG. 2

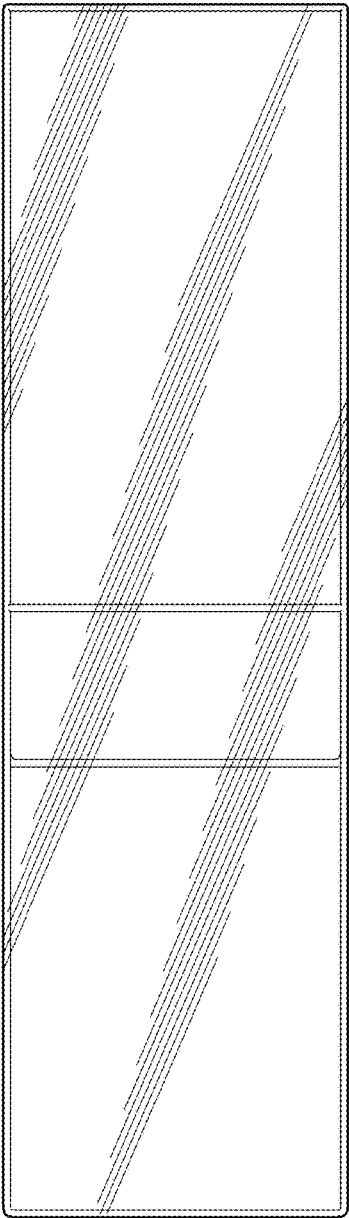


FIG. 3

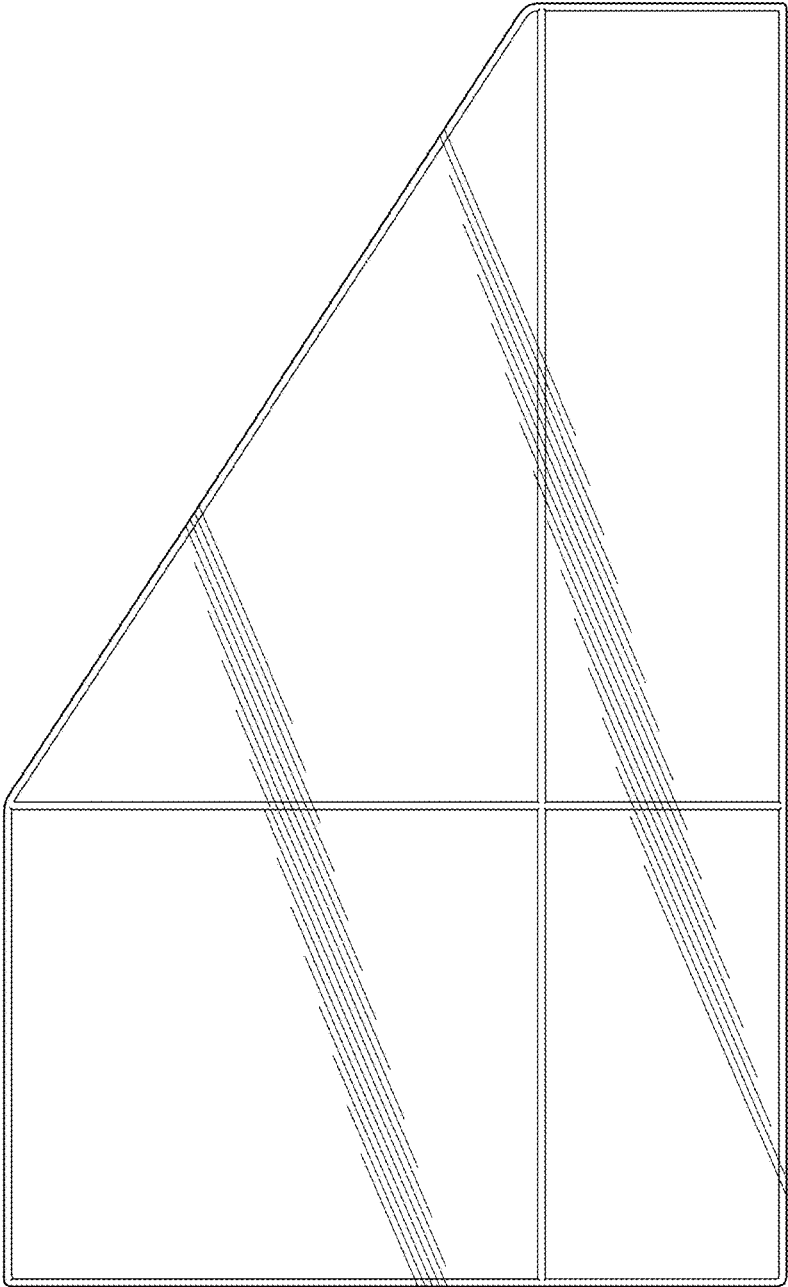


FIG. 4

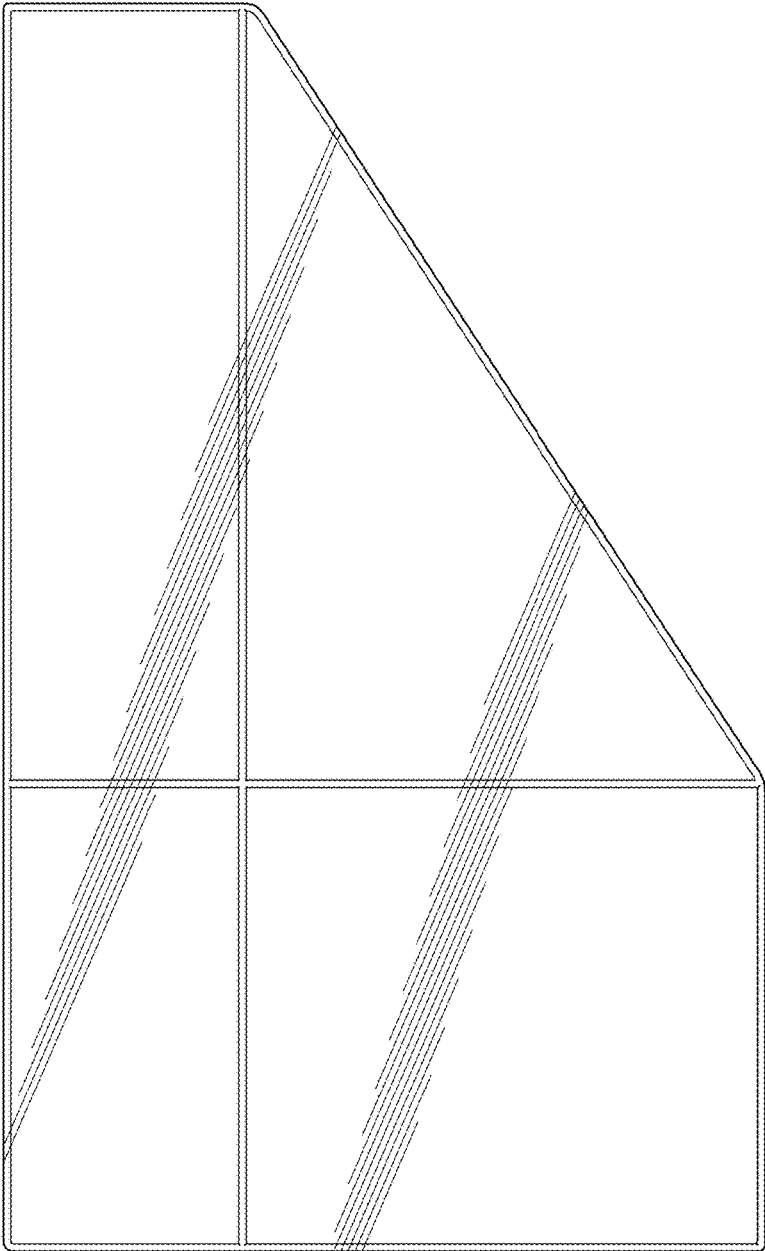


FIG. 5

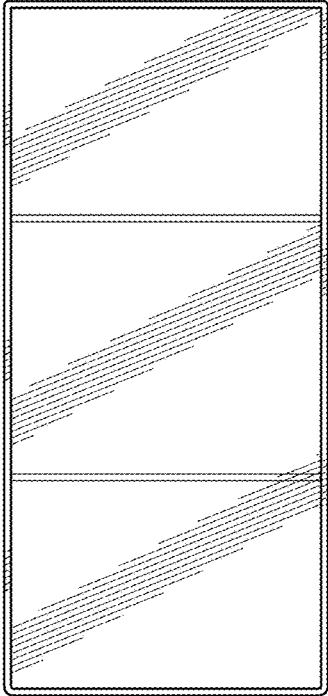


FIG. 6

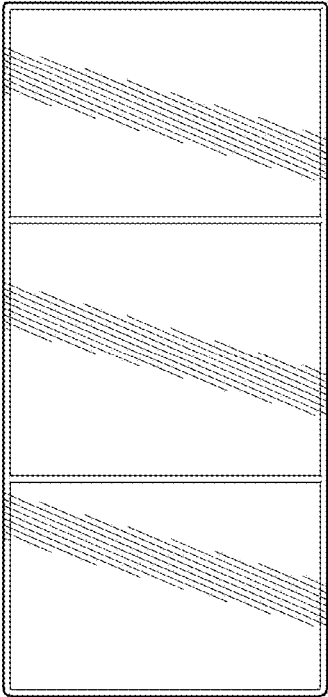


FIG. 7