

- [54] **MERCHANDIZING DISPLAY STAND** 4,685,573 8/1987 Ovitz, III ..... D6/462 X
- [75] Inventors: Susan K. Leis; James Geier, both of Chicago, Ill.
- [73] Assignee: Liz Claiborne, Inc., New York, N.Y.
- [\*\*] Term: 14 Years
- [21] Appl. No.: 308,373
- [22] Filed: Feb. 8, 1989
- [52] U.S. Cl. .... D6/462; D6/411
- [58] Field of Search ..... D6/407, 409, 410, 411, D6/412, 415, 484, 400, 462, 463, 464, 465, 468, 455, 457, 461, 431; 211/13, 181, 182
- [56] **References Cited**

U.S. PATENT DOCUMENTS

D. 237,231	10/1975	Wells	.....	D6/449 X
D. 277,626	2/1985	Evans	.....	D6/411
D. 290,791	7/1987	Kester	.....	D6/411
D. 296,503	7/1988	Bell et al.	.....	D6/462
D. 296,504	7/1988	Bell et al.	.....	D6/462
D. 301,812	6/1989	Handler et al.	.....	D6/462
949,915	2/1910	Schreiber	.....	D6/455 X
4,030,611	6/1977	Konstant	.....	211/182 X
4,035,941	7/1977	Deffner	.....	D6/411 X

OTHER PUBLICATIONS

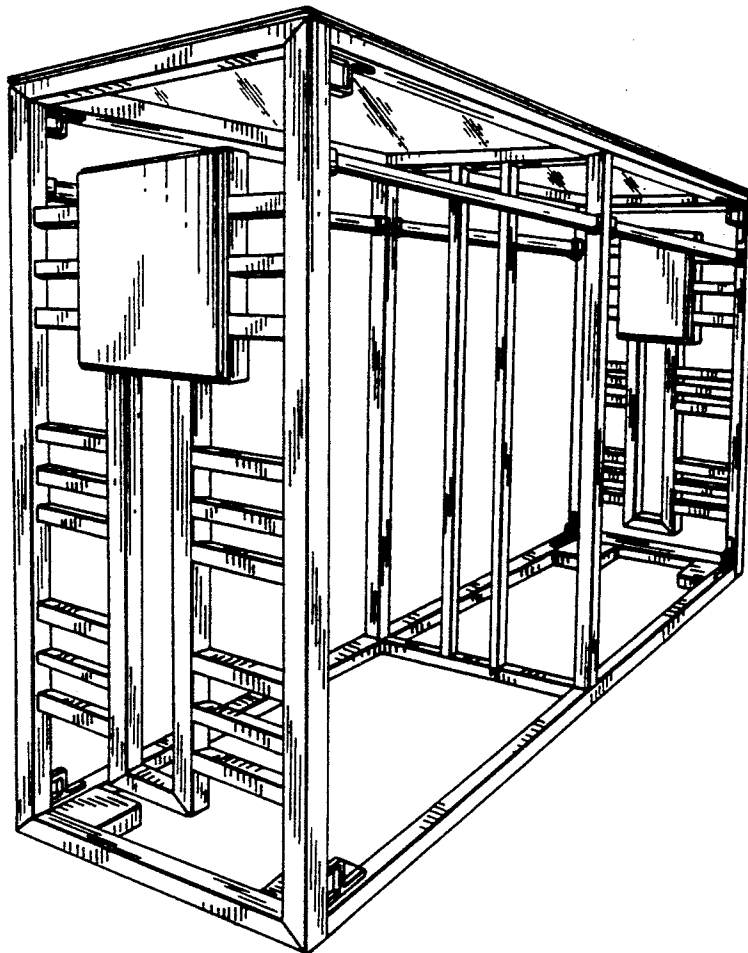
Progressive Architecture, Annual Info Source, 10/1988, p. 98.  
 Hugh Lyons & Co., p. 76.  
*Primary Examiner*—Bruce W. Dunkins  
*Assistant Examiner*—Jeffrey Asch  
*Attorney, Agent, or Firm*—Kirschstein, Ottinger, Israel & Schiffmiller

CLAIM

[57] The ornamental design for a merchandizing display stand, as shown and described.

DESCRIPTION

FIG. 1 is a perspective view of a merchandising display stand showing our new design;  
 FIG. 2 is an end elevational view, the opposite end being a mirror image thereof;  
 FIG. 3 is a top plan view;  
 FIG. 4 is a side elevational view, the opposite side being a mirror image thereof; and  
 FIG. 5 is a bottom plan view thereof.  
 FIGS. 2-5 have been shown on a reduced scale with respect to FIG. 1.



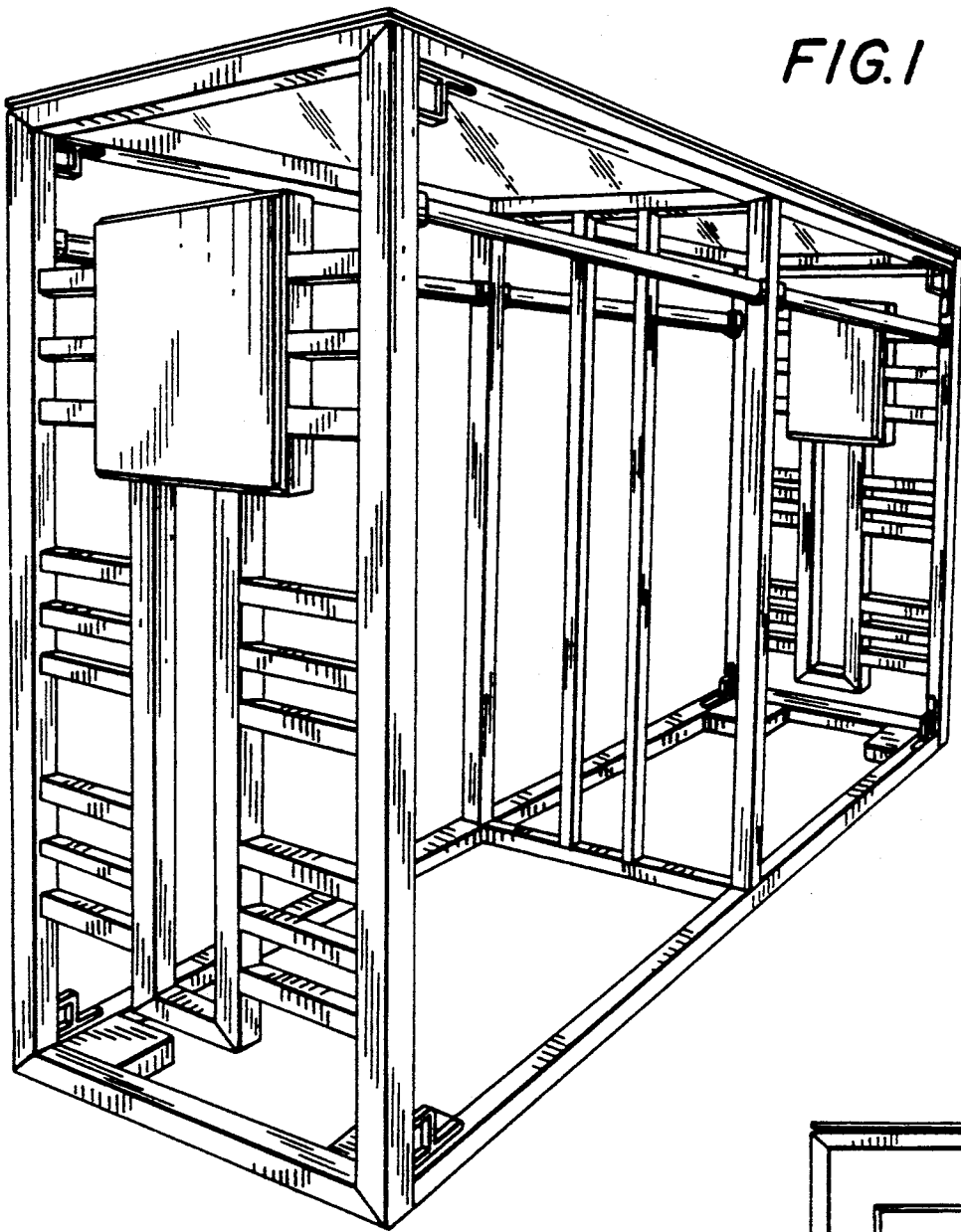
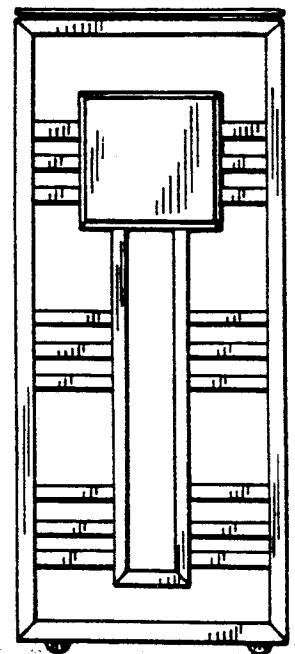


FIG. 2



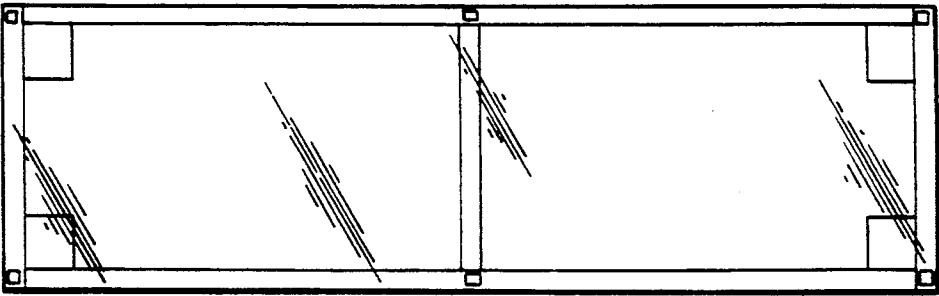


FIG. 3

FIG. 4

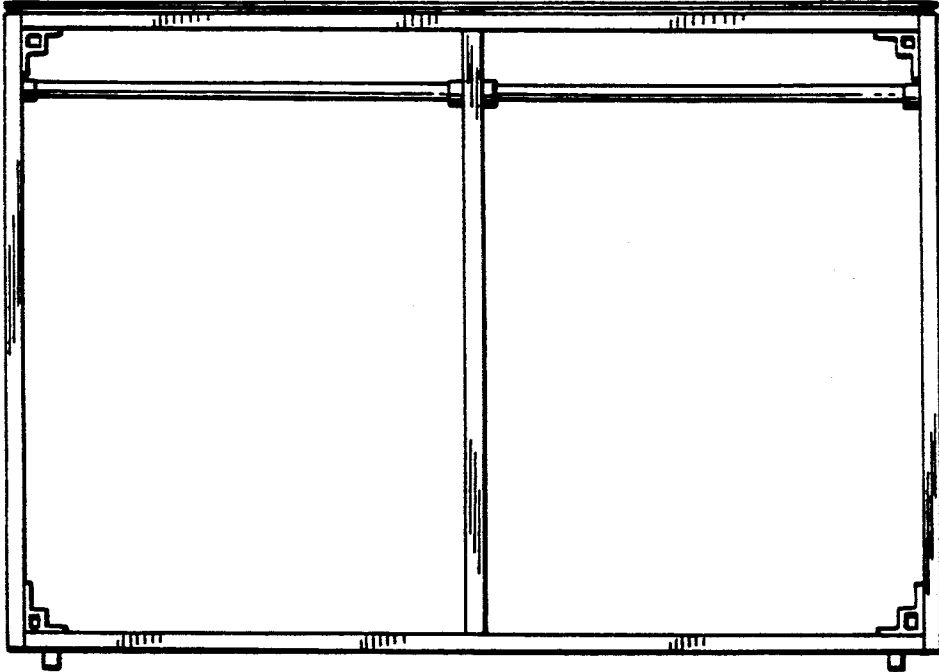


FIG. 5

