



US00D459171S

(12) **United States Design Patent**
Hong

(10) **Patent No.:** **US D459,171 S**

(45) **Date of Patent:** **** Jun. 25, 2002**

(54) **WHEEL FOR SAW BLADE**
(75) Inventor: **Jae Hyun Hong, Ansan-Si (KR)**
(73) Assignee: **Ehwa Diamond Ind. Co., Ltd.,
Kyongki-Do (KR)**
(**) Term: **14 Years**

2,903,782 A * 9/1959 Cowley 83/855
3,221,728 A * 12/1965 Lindblad 125/15
3,363,617 A * 1/1968 Hoerer 83/835
4,337,750 A * 7/1982 Dutcher 125/15
D277,931 S * 3/1985 Croydon D8/66
5,471,970 A * 12/1995 Sakarcan 76/112
6,250,295 B1 * 6/2001 Chanton et al. 125/15

* cited by examiner

(21) Appl. No.: **29/142,003**
(22) Filed: **May 16, 2001**

Primary Examiner—Doris V. Coles
Assistant Examiner—Elizabeth A. Albert
(74) *Attorney, Agent, or Firm*—Kinney & Lange, P.A.

(30) **Foreign Application Priority Data**

Feb. 17, 2001 (KR) 2001-3640

(51) **LOC (7) Cl.** **08-03**
(52) **U.S. Cl.** **D8/20**
(58) **Field of Search** D8/8, 9, 19, 20,
D8/66, 70; D15/133, 139; D24/146, 147,
149; 30/32, 166.3, 340, 342, 346, 353,
355, 394, 347, 388, 389, 390, 391; 76/112,
115; 83/835, 697, 699.21, 746, 836-55;
125/15, 18; 606/176, 177

(57) **CLAIM**

The ornamental design for a wheel for saw blade, as shown and described.

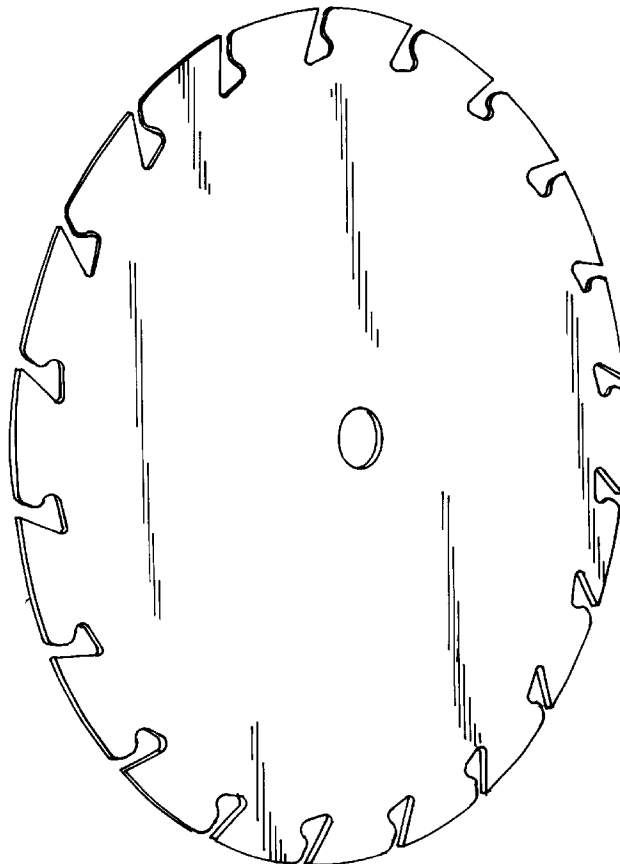
DESCRIPTION

FIG. 1 is a perspective view thereof;
FIG. 2 is a front elevational view of wheel for saw blade showing new design;
FIG. 3 is a rear elevational view thereof;
FIG. 4 is a right elevational view thereof;
FIG. 5 is a left elevational view thereof;
FIG. 6 is a top plan view thereof; and,
FIG. 7 is a bottom plan view thereof.

(56) **References Cited**
U.S. PATENT DOCUMENTS

293,576 A * 2/1884 Haselton 83/851

1 Claim, 5 Drawing Sheets



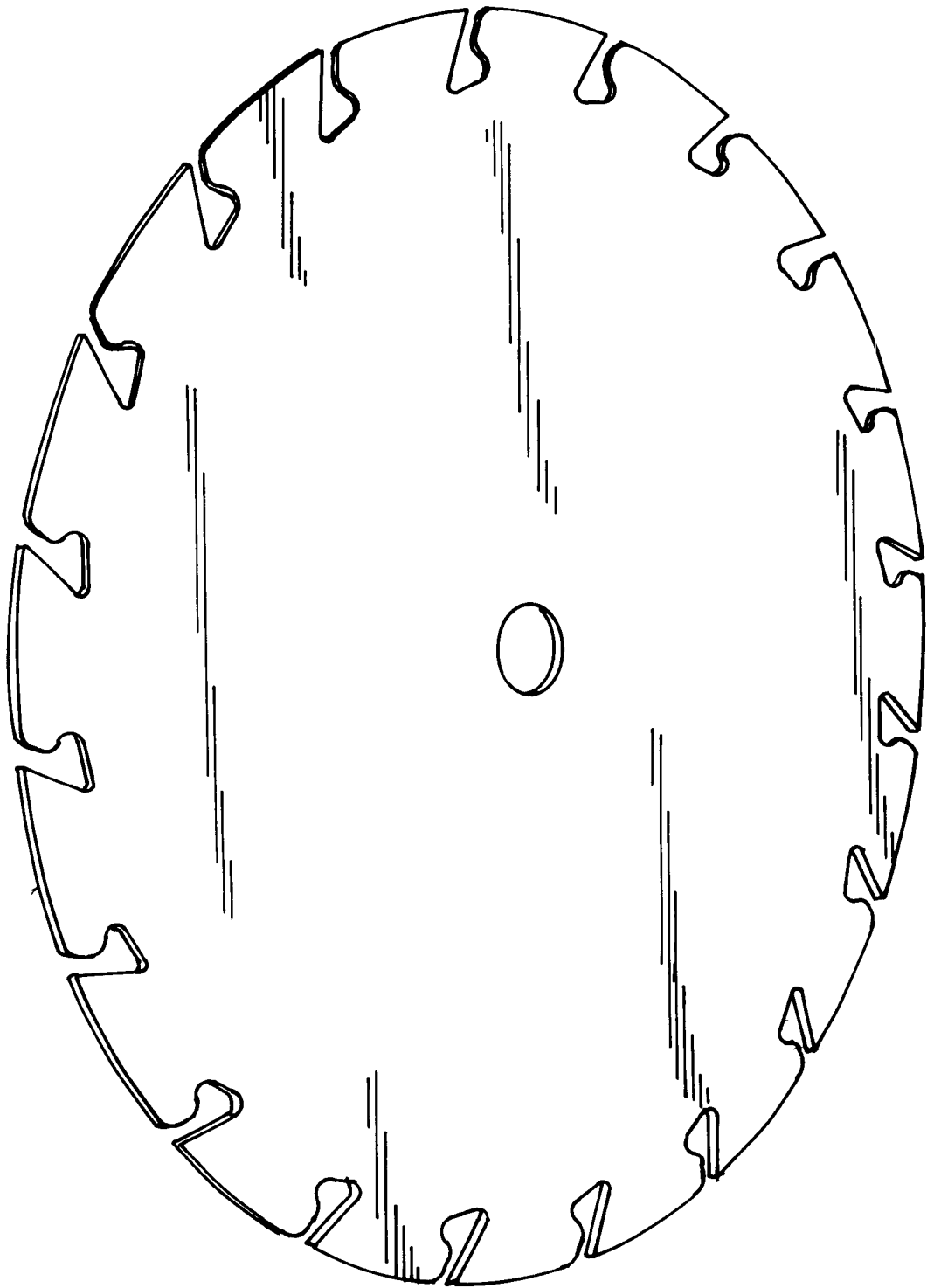


FIG. 1

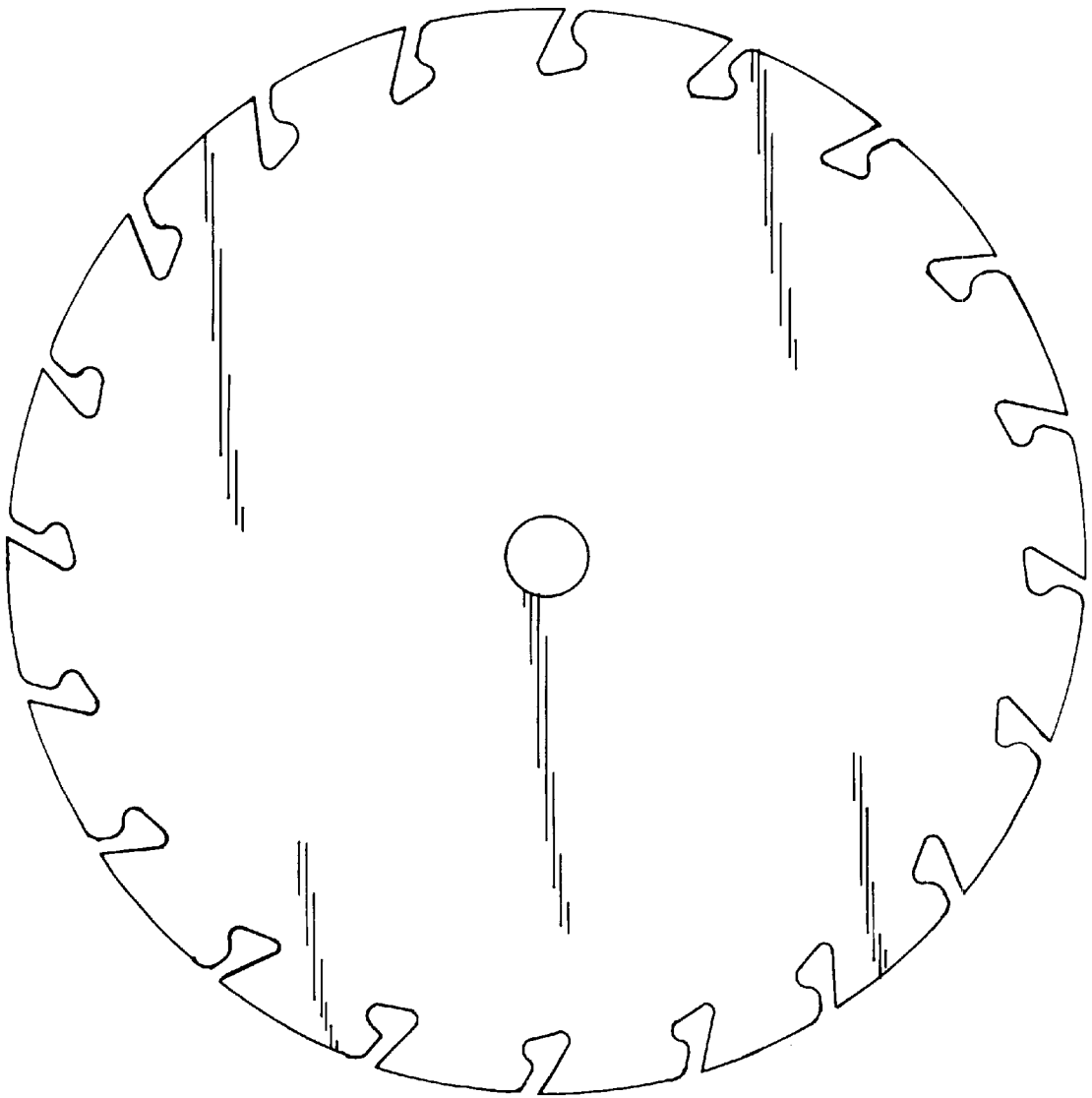


FIG. 2

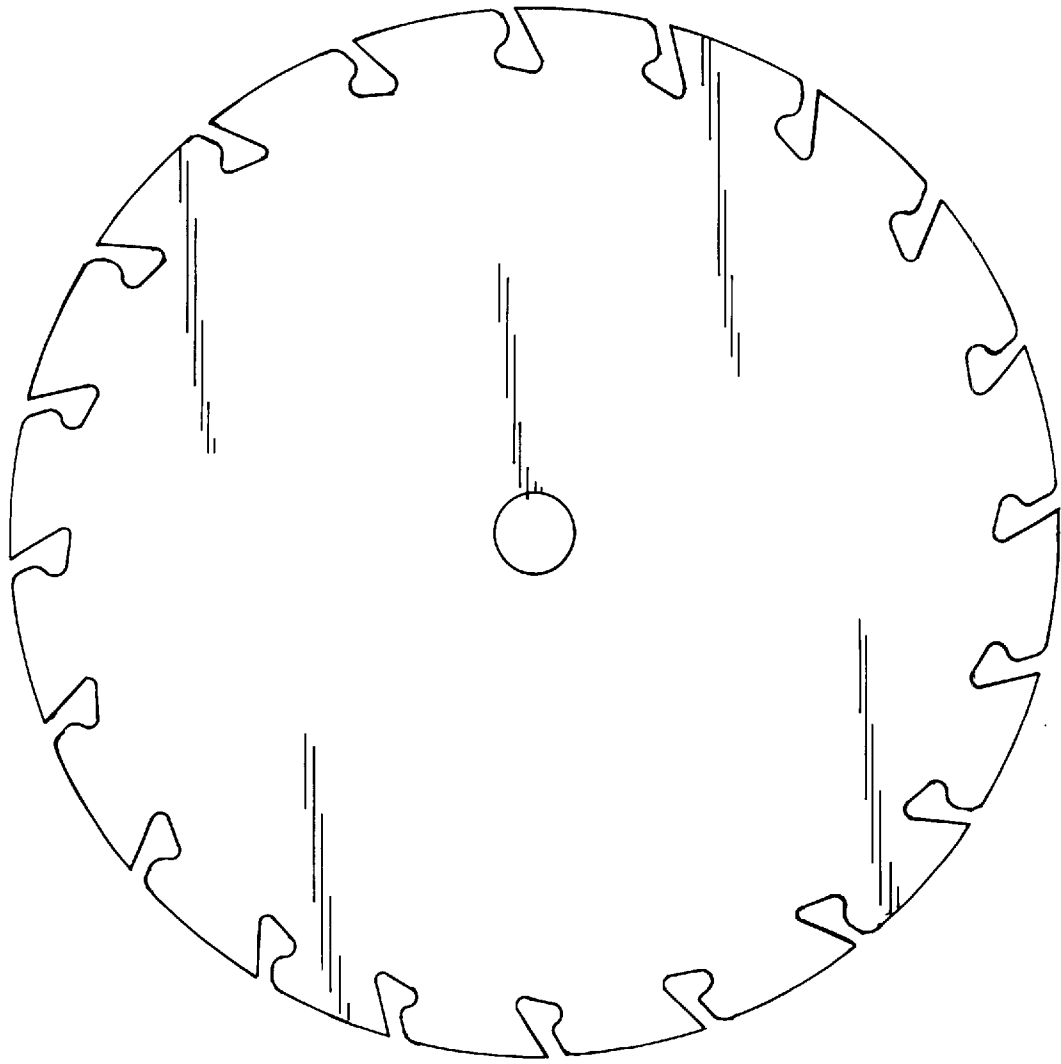


FIG. 3



FIG. 4



FIG. 5

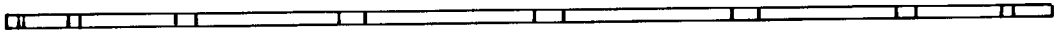


FIG. 6




FIG. 7