



US00D636840S

(12) **United States Design Patent**
Yasuoka et al.

(10) **Patent No.:** **US D636,840 S**

(45) **Date of Patent:** **** Apr. 26, 2011**

(54) **IONIZER**

(75) Inventors: **Takashi Yasuoka**, Tsukubamirai (JP);
Takayuki Toshida, Tsukubamirai (JP);
Yuka Shiohama, Tsukubamirai (JP);
Akira Tadano, Tsukubamirai (JP)

(73) Assignee: **SMC Corporation**, Chiyoda-ku, Tokyo (JP)

(**) Term: **14 Years**

(21) Appl. No.: **29/376,432**

(22) Filed: **Oct. 6, 2010**

(30) **Foreign Application Priority Data**

Jun. 30, 2010 (JP) 2010-015963

(51) **LOC (9) Cl.** **23-01**

(52) **U.S. Cl.** **D23/207; D23/213; D23/355**

(58) **Field of Classification Search** D23/213,
D23/207, 209, 355; 96/43; 361/225-230;
422/186.03; 239/548

See application file for complete search history.

(56) **References Cited**

U.S. PATENT DOCUMENTS

3,499,143 A * 3/1970 Martin 250/324
3,697,806 A * 10/1972 Herbert, Jr. 361/230
6,653,638 B2 * 11/2003 Fujii 250/423 R
D490,497 S * 5/2004 Okazaki et al. D23/209

D490,876 S * 6/2004 Okazaki et al. D23/209
D550,340 S * 9/2007 Sato et al. D23/355
D572,354 S * 7/2008 Tsuchiya et al. D23/355
7,497,898 B2 * 3/2009 Sato et al. 96/43
7,697,258 B2 * 4/2010 Vernitskiy et al. 361/230

* cited by examiner

Primary Examiner — Robin V Webster

(74) *Attorney, Agent, or Firm* — Yokoi & Co., U.S.A., Inc.;
Toshiyuki Yokoi

(57) **CLAIM**

The ornamental design for an ionizer, as shown and described.

DESCRIPTION

FIG. 1 shows a front view of an ionizer showing my new design;

FIG. 2 shows a rear view thereof;

FIG. 3 shows a right side view thereof;

FIG. 4 shows a left side view thereof;

FIG. 5 shows a top view thereof;

FIG. 6 shows a bottom view thereof;

FIG. 7 shows an enlarged right side view thereof;

FIG. 8 shows an enlarged left side view thereof;

FIG. 9 shows a top, front and left side perspective view thereof; and,

FIG. 10 shows a bottom, rear and right side perspective view thereof.

The portions of the design shown in broken lines in FIGS. 1 and 9 are for the purpose of illustrating the environment only and form no part of the claimed design.

1 Claim, 6 Drawing Sheets

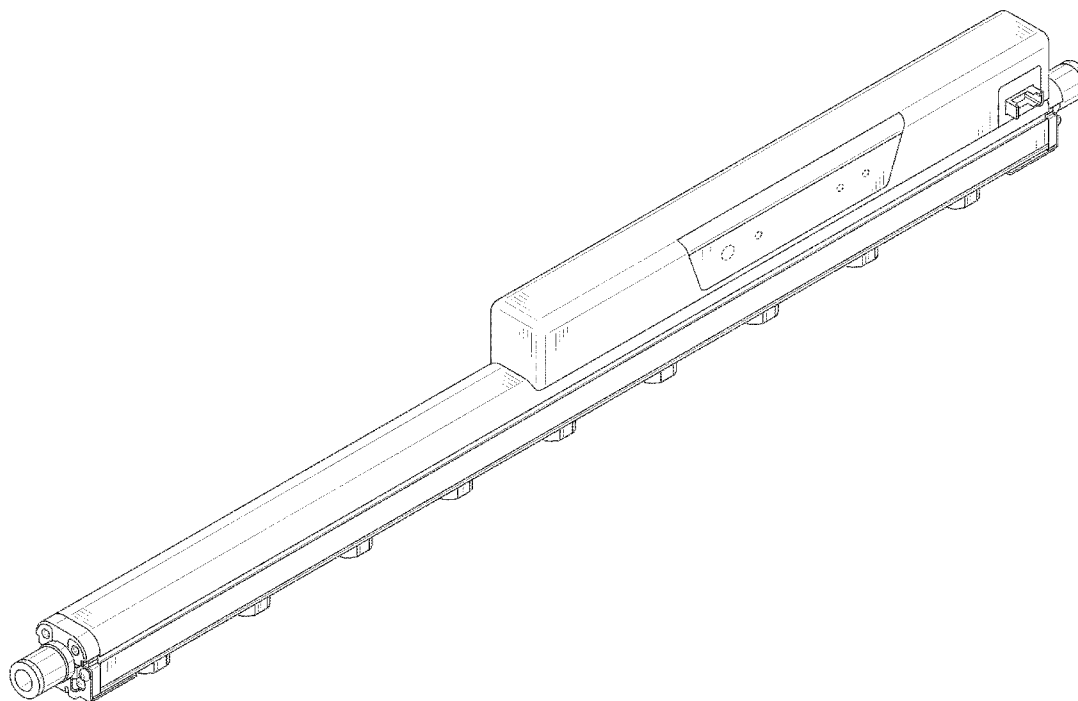


FIG. 1

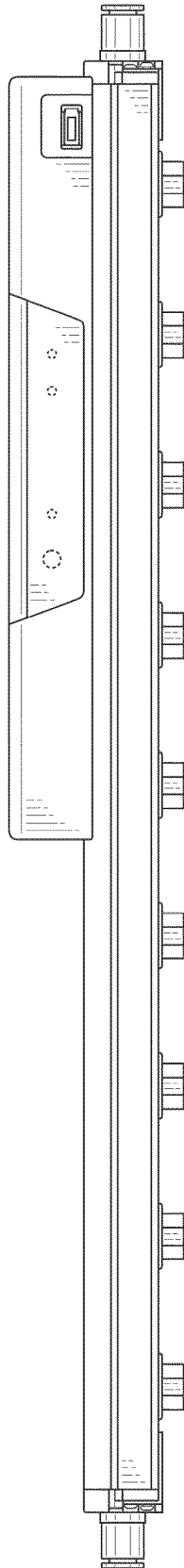


FIG. 2

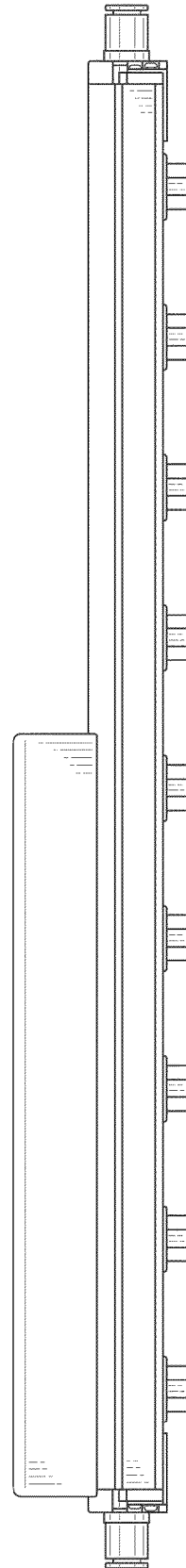


FIG. 3

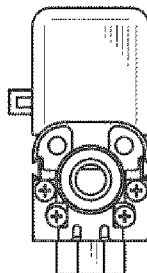


FIG. 4

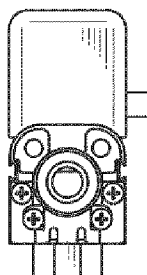


FIG. 5




FIG. 6

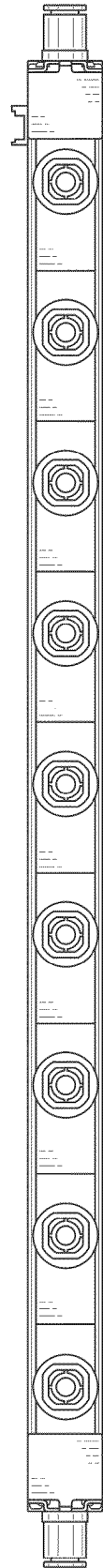


FIG. 7





FIG. 8



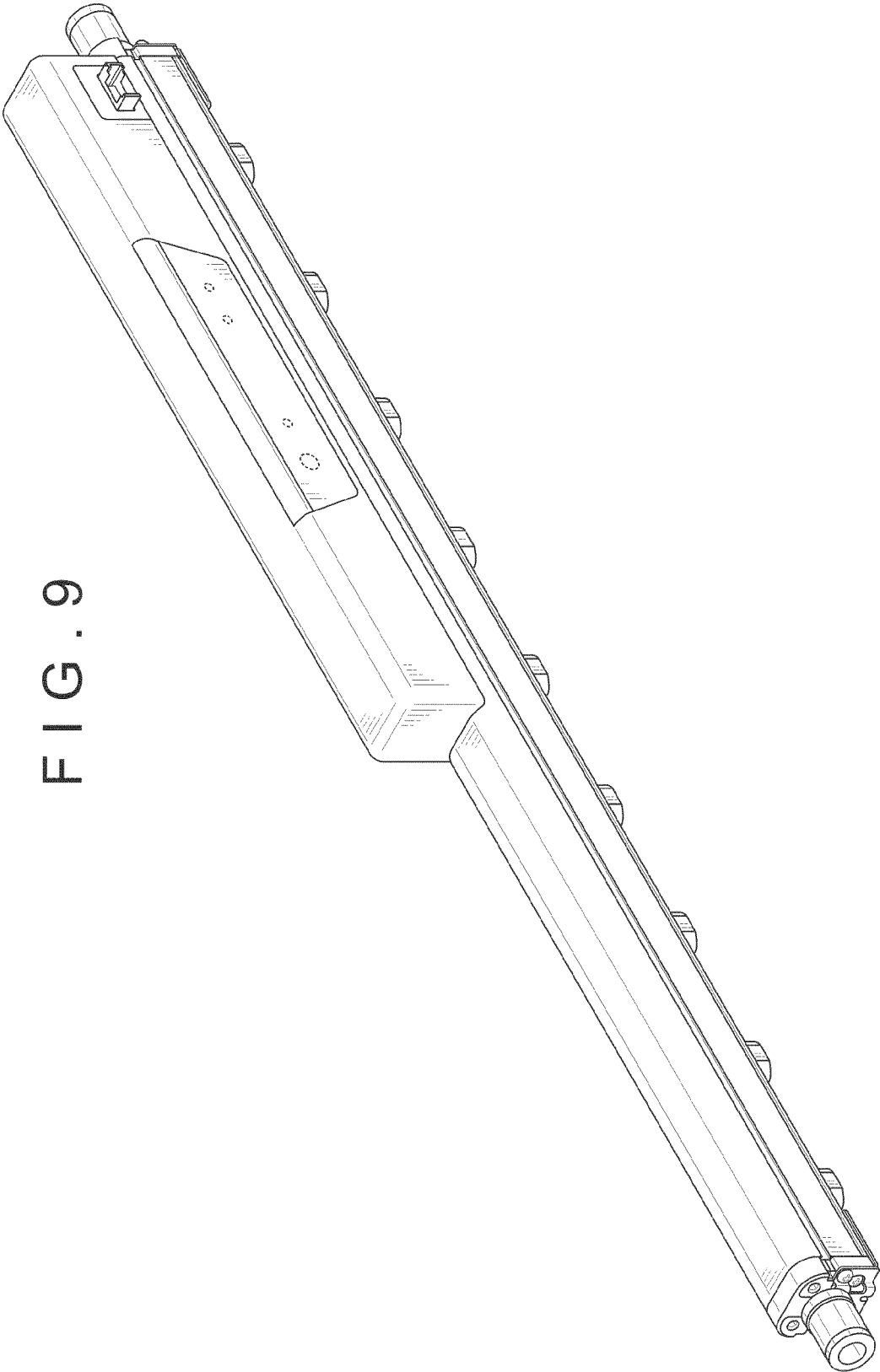


FIG. 9

FIG. 10

