



US00D856938S

(12) **United States Design Patent** (10) **Patent No.:** **US D856,938 S**  
**Shaeffer et al.** (45) **Date of Patent:** **\*\* \*Aug. 20, 2019**

(54) <b>SOCKET ASSEMBLY</b>	5,302,141 A	4/1994	O'Reilly et al.
	5,385,476 A	1/1995	Jasper
(71) Applicant: <b>R&amp;S Shaeffer Properties LLC</b> , Ector, TX (US)	6,447,302 B1	9/2002	Davis
	6,533,465 B1	3/2003	Lesesky et al.
	7,601,007 B1	10/2009	Pogue
(72) Inventors: <b>Ricky David Shaeffer</b> , Bonham, TX (US); <b>Jared Tanner Shaeffer</b> , Bonham, TX (US)	9,559,475 B1 *	1/2017	Shaeffer ..... H01R 31/06
	9,966,713 B1 *	5/2018	Shaeffer ..... H01R 24/86
	2008/0113522 A1	5/2008	Wagner
	2011/0228563 A1 *	9/2011	Dhenaut ..... F21V 19/00 362/656
(73) Assignee: <b>R&amp;S Shaeffer Properties LLC</b> , Ector, TX (US)	2014/0017910 A1	1/2014	Gerling
	2015/0084504 A1	3/2015	Rokenbrodt et al.
	2017/0077634 A1 *	3/2017	Markefka ..... H01R 13/05

(\* ) Notice: This patent is subject to a terminal disclaimer.

(\*\*) Term: **15 Years**

(21) Appl. No.: **29/569,699**

(22) Filed: **Jun. 29, 2016**

(51) **LOC (12) Cl.** ..... **13-03**

(52) **U.S. Cl.**  
USPC ..... **D13/147**

(58) **Field of Classification Search**  
USPC ..... D13/133, 146, 147, 154, 184, 199  
CPC ..... H01R 13/04; H01R 13/05; H01R 13/44;  
H01R 13/52; H01R 13/627; H01R 13/66;  
H01R 24/66; H01R 24/86; H01R 27/00;  
H01R 33/00; H01R 43/26

See application file for complete search history.

(56) **References Cited**

**U.S. PATENT DOCUMENTS**

3,008,116 A	11/1961	Blanchenot
3,915,476 A	10/1975	Burkle
4,249,125 A	2/1981	Carver
4,842,532 A	6/1989	Krause

**OTHER PUBLICATIONS**

7-Way Molded Connector w/ Cable, Cequent Performance Products, retrieved on Sep. 14, 2016, <http://www.bargman.com/products/vehicle-trailer-wiring/6-7-way-connectors/7-way-molded-connector-w-cable/biU%7CZjBAz8ivEQffw660XLYb1eUS3m%7CrPU5bN30bfLg> = (2 pages).

\* cited by examiner

*Primary Examiner* — Daniel D Bui  
*(74) Attorney, Agent, or Firm* — Maschoff Brennan

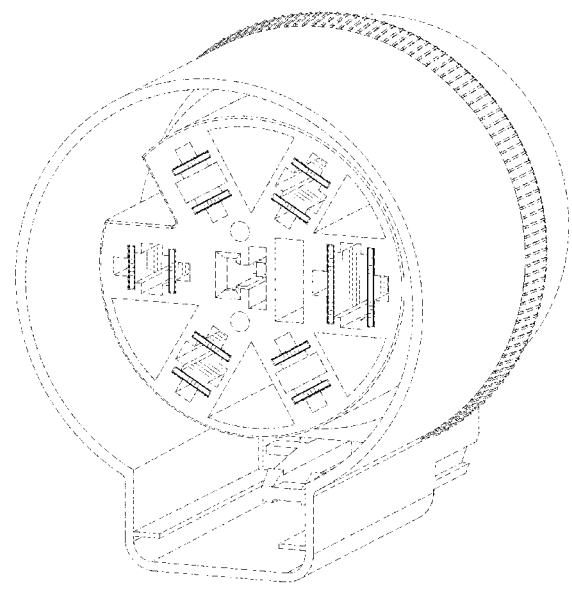
(57) **CLAIM**

The ornamental design for a socket assembly, as shown and described.

**DESCRIPTION**

FIG. 1 is a front perspective view of a socket assembly showing our invention; and, FIG. 2 is a front elevation view thereof. The broken lines represent unclaimed environment structure only and form no part of the claimed design.

**1 Claim, 2 Drawing Sheets**



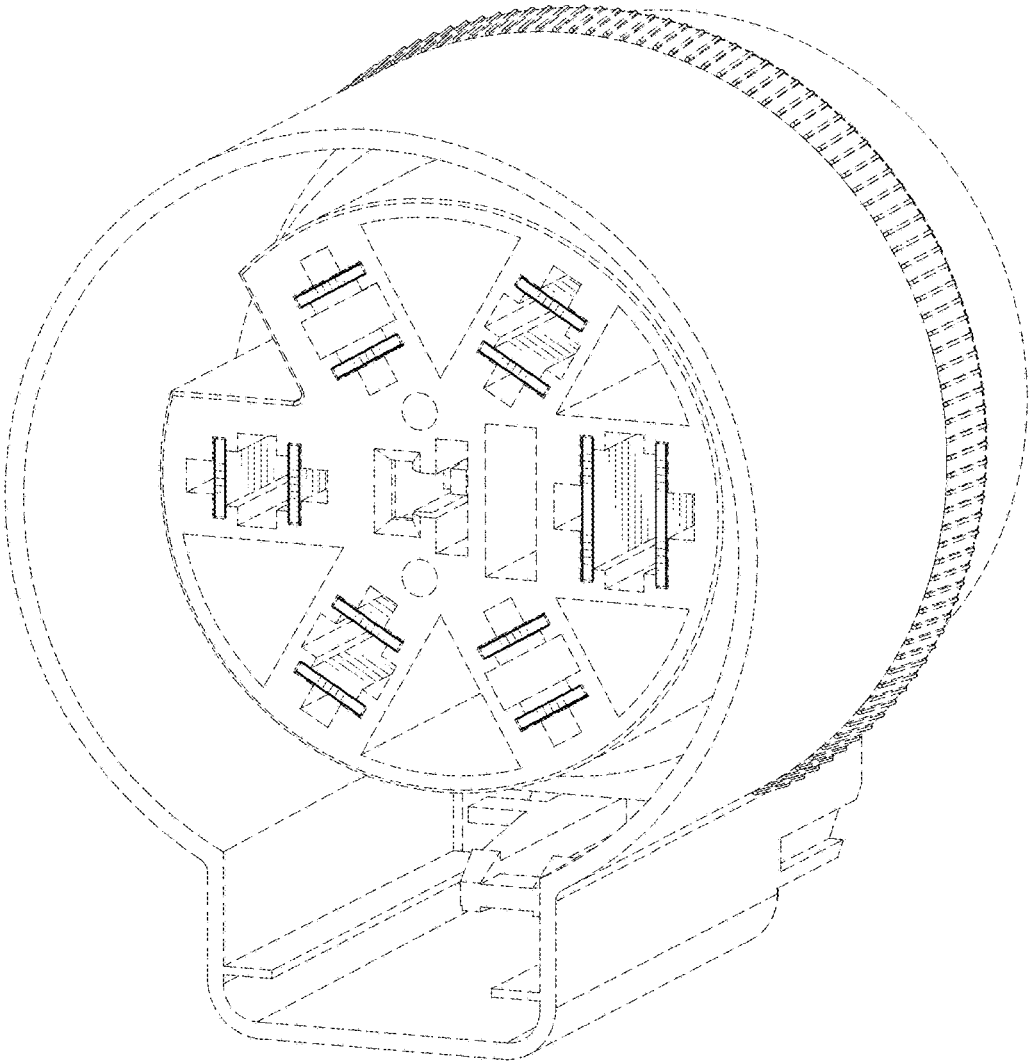


FIG. 1

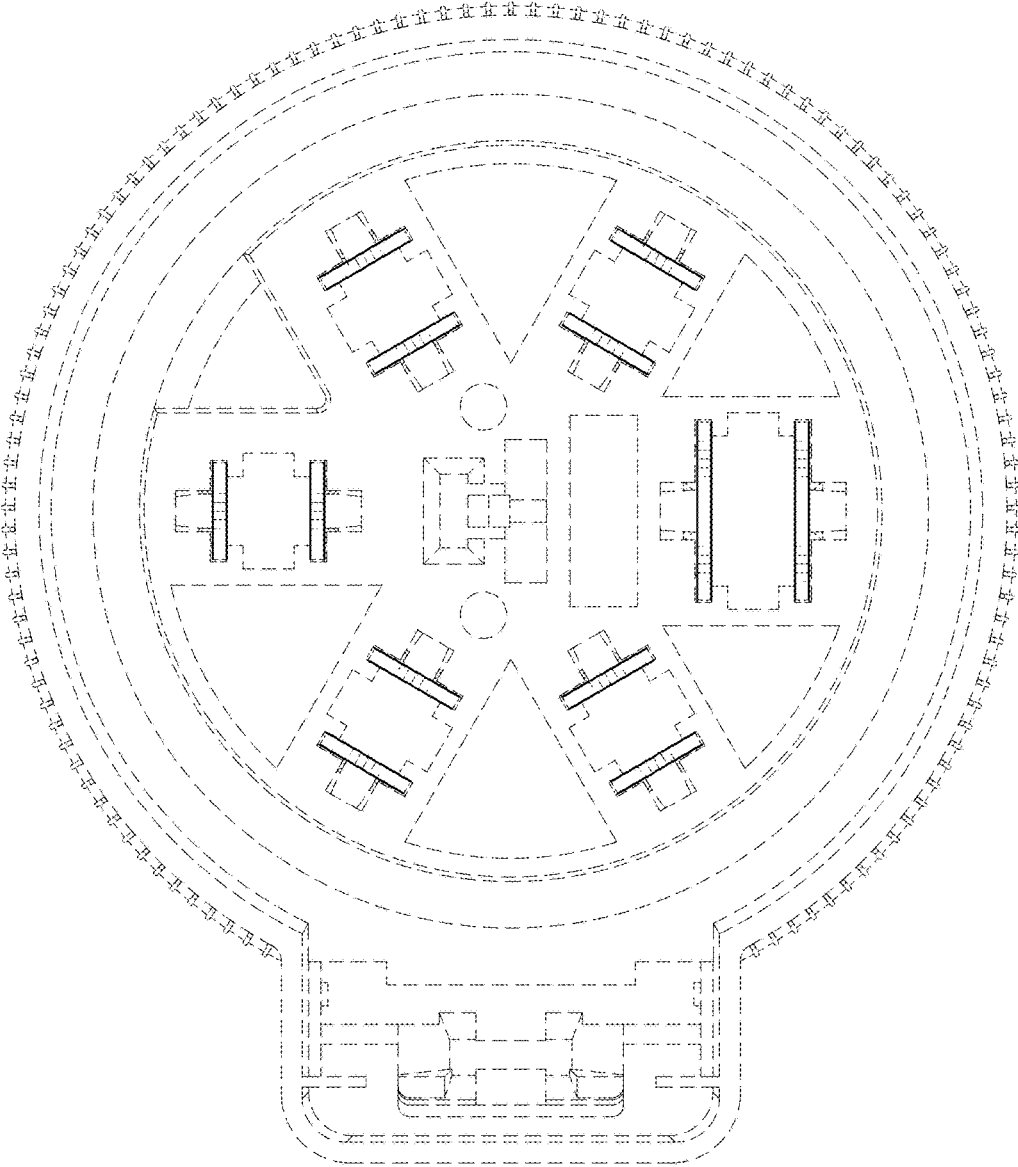


FIG. 2