



US00D750479S

(12) **United States Design Patent**
Scalise et al.

(10) **Patent No.:** **US D750,479 S**

(45) **Date of Patent:** **** Mar. 1, 2016**

(54) **PACKAGE FOR OSTOMY FLANGE
EXTENDERS**

(71) Applicant: **Hollister Incorporated**, Libertyville, IL
(US)

(72) Inventors: **Anthony Scalise**, Mt. Pleasant, WI (US);
Naja Dahl, Fredensborg (DK); **Dion A.
Jackson**, Chicago, IL (US); **Donald
Rakevicius**, Lake Zurich, IL (US);
Glenn Warning, Wilmette, IL (US);
Amy Wheaton, Lindenhurst, IL (US);
Scott Jachimski, Stamford, CT (US)

(73) Assignee: **Hollister Incorporated**, Libertyville, IL
(US)

(**) Term: **14 Years**

(21) Appl. No.: **29/519,668**

(22) Filed: **Mar. 6, 2015**

(51) **LOC (10) Cl.** **09-03**

(52) **U.S. Cl.**

USPC **D9/425; D9/420**

(58) **Field of Classification Search**

USPC D9/414-418, 420-425, 430-435, 456,
D9/737, 761; D3/205, 206, 216, 232, 233,
D3/270, 901, 318, 319, 903, 230, 273, 290,
D3/203.5-203.8, 303, 243, 294, 201, 263;
206/581, 261, 265, 268, 271, 273, 362,
206/800, 440, 562-564; 150/108, 106;
229/406, 407, 902, 905, 906; D7/601,
D7/602, 629; 426/106

CPC B65D 43/162; B65D 1/36; B65D
2543/00074; B65D 2543/00296

See application file for complete search history.

(56) **References Cited**

U.S. PATENT DOCUMENTS

D256,435 S * 8/1980 Payne D9/420
D278,979 S * 5/1985 Anderson D9/415

D289,015 S * 3/1987 Singer D9/423
D303,089 S * 8/1989 Roberts D9/425
D425,416 S * 5/2000 Denham D9/416
D426,152 S * 6/2000 Denham D9/416
6,612,440 B1 * 9/2003 Agulnik A45C 11/20
206/521.2
D523,332 S * 6/2006 McElDowney D9/438
D527,997 S * 9/2006 Kudo D9/425
D529,782 S * 10/2006 Zafirian D8/300
D535,874 S * 1/2007 Tanner D9/422

(Continued)

OTHER PUBLICATIONS

Silex Flange Extender (YouTube), available Jun. 8, 2015, [online],
[site visited Oct. 31, 2015]. Video available from internet, <URL:ht-
tps://www.youtube.com/watch?v=ri4TD1WlcqM.*

(Continued)

Primary Examiner — Cathron Brooks

Assistant Examiner — Teddy Falloway

(74) *Attorney, Agent, or Firm* — Levenfeld Pearlstein, LLC

(57) **CLAIM**

The ornamental design for a package for ostomy flange
extenders, as shown and described.

DESCRIPTION

FIG. 1 is a top, front perspective view of a package for ostomy
flange extenders embodying our new design, the package
being shown in a closed position;

FIG. 2 is a top view thereof;

FIG. 3 is a bottom view thereof;

FIG. 4 is a side view thereof as seen from the right-hand side
of FIG. 2;

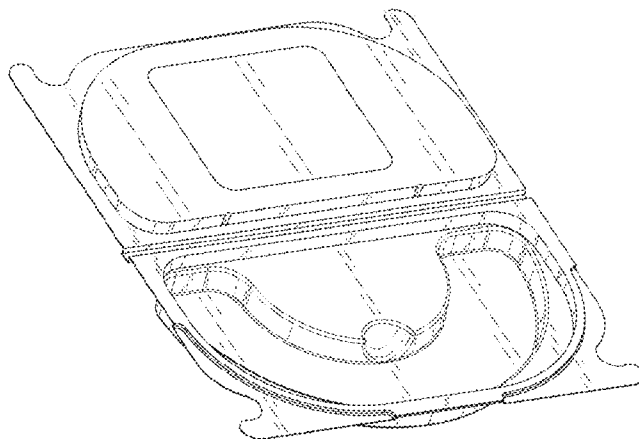
FIG. 5 is a side view thereof as seen from the left-hand side of
FIG. 2;

FIG. 6 is a rear view thereof;

FIG. 7 is a front view thereof; and,

FIG. 8 is a top, front perspective view thereof, the package
being shown in an open position.

1 Claim, 6 Drawing Sheets



(56)

References Cited

U.S. PATENT DOCUMENTS

D549,094 S * 8/2007 Oner D9/418
 D569,241 S * 5/2008 O'Neill D8/395
 D572,149 S * 7/2008 Mangino D9/737
 D577,995 S * 10/2008 Lovett D9/425
 D584,964 S * 1/2009 Schulz D3/205
 D586,665 S * 2/2009 Murgida D3/205
 D609,085 S * 2/2010 Brachman D9/415
 D609,566 S * 2/2010 LaMasney D9/435
 D620,787 S * 8/2010 Moriya D9/416
 D639,653 S * 6/2011 Kanda D9/434
 D659,015 S * 5/2012 Peng D9/715
 D677,164 S * 3/2013 Jones D9/456
 D678,067 S * 3/2013 Jones D9/456
 D682,671 S * 5/2013 Gottschalk D9/415
 D687,300 S * 8/2013 Jones D9/456
 D689,240 S * 9/2013 Sunder D28/8.1
 D689,772 S * 9/2013 Jones D9/456

D690,595 S * 10/2013 Jones D9/421
 D700,509 S * 3/2014 Shirley D9/424
 D718,123 S * 11/2014 Street D9/423
 D721,578 S * 1/2015 Julius D9/435
 D729,062 S * 5/2015 Julius D9/435
 D732,290 S * 6/2015 Morrison D3/274
 D733,962 S * 7/2015 Sunder D28/8.1
 2010/0044265 A1 * 2/2010 Ragsdale B65D 1/36
 206/518

OTHER PUBLICATIONS

Perfect choice advanced barrier strip, available Jan. 6, 2015, [online], [site visited Oct. 31, 2015]. Available from internet, <URL:http://www.stomabags.com/ostomy-suppliers/perfect-choice.*
 Ostomy flange extenders review, available Feb. 15, 2014, [online], [site visited Oct. 31, 2015]. Available from internet, <URL:http://www.ostomyland.com/ostomyland/ostomyland-editorials-index/understanding-flange-extendors-inc-four-product-reviews/.*

* cited by examiner

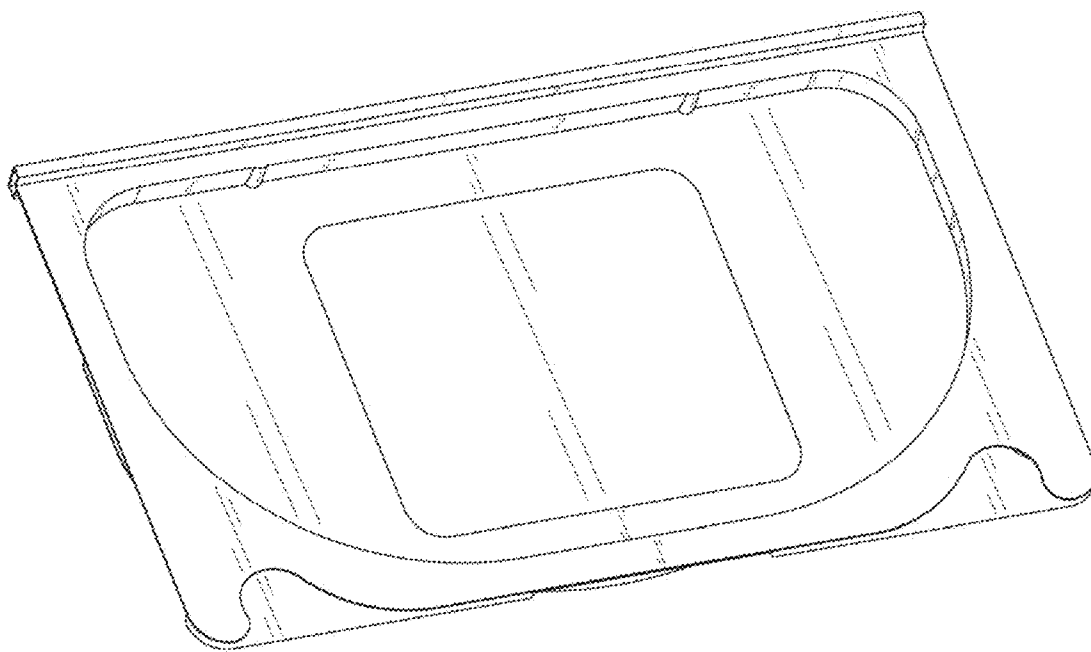


FIG. 1

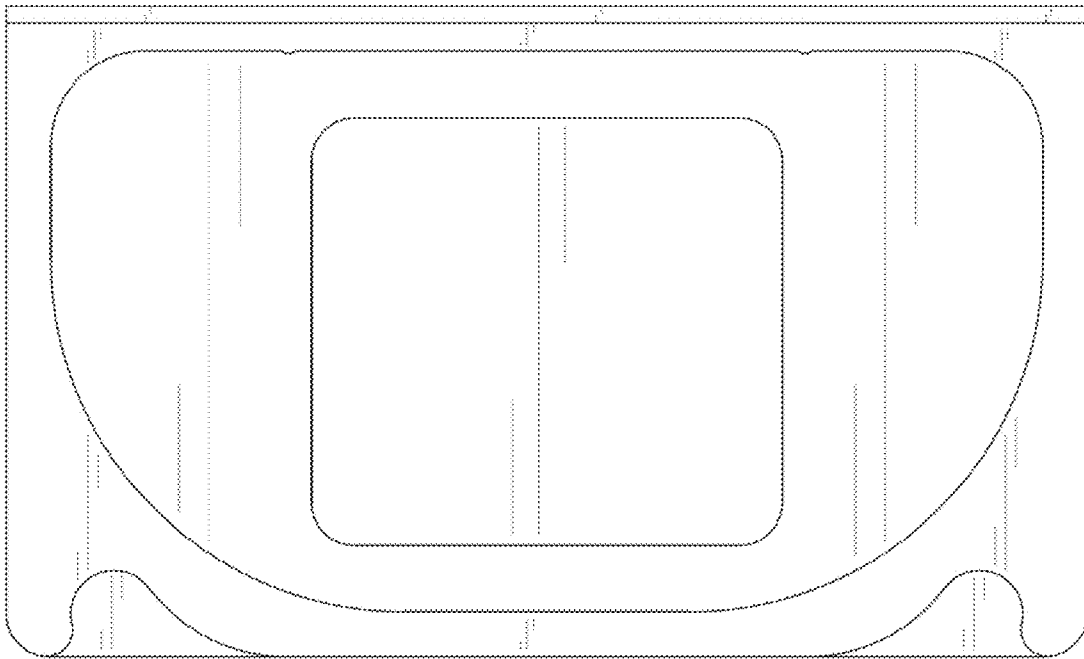


FIG. 2

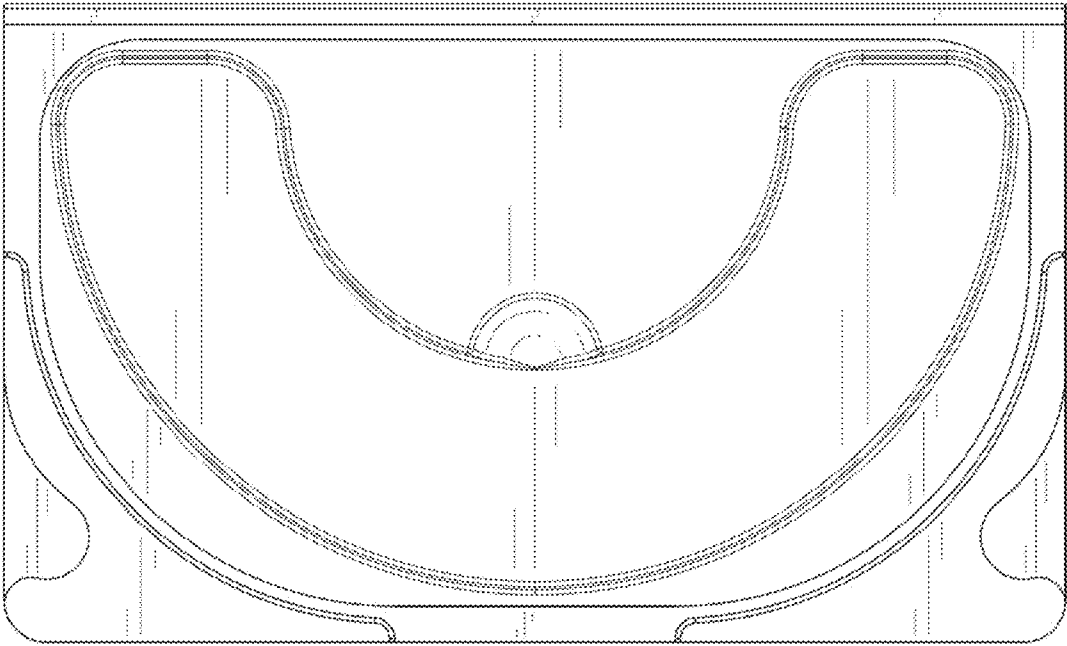


FIG. 3

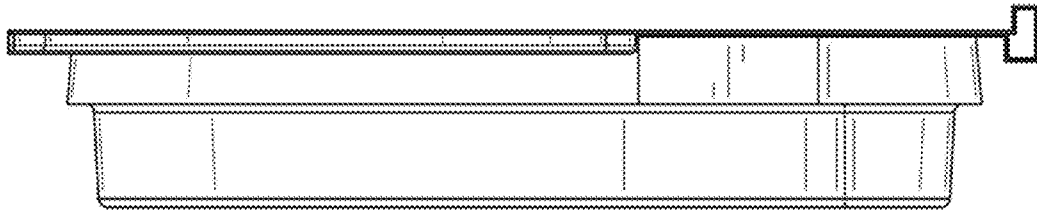


FIG. 4

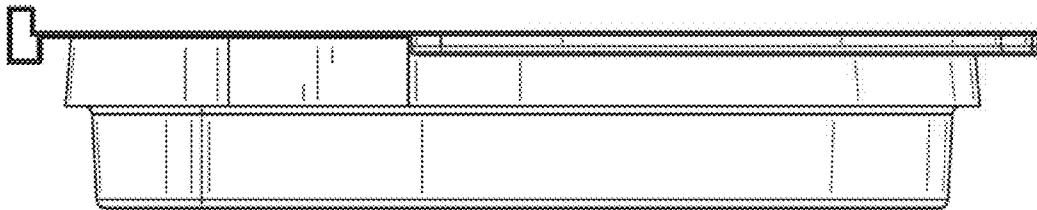


FIG. 5



FIG. 6

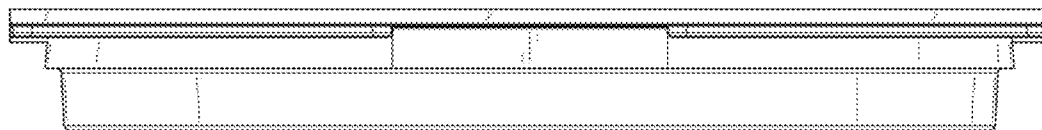


FIG. 7

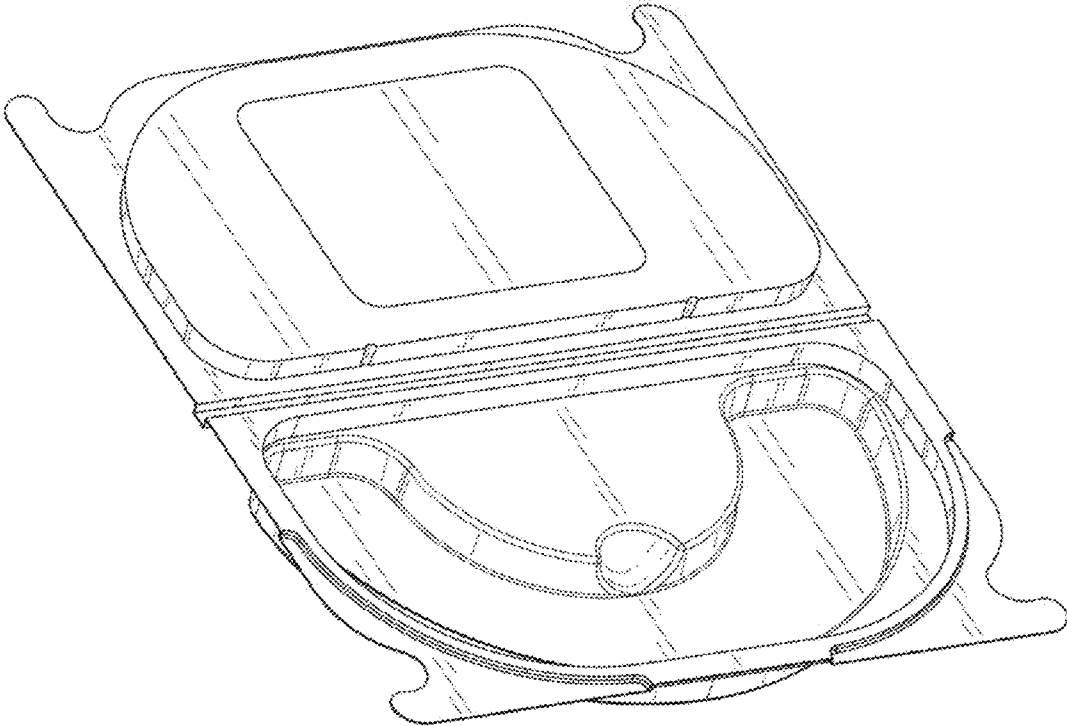


FIG. 8