



US00D913479S

(12) **United States Design Patent**
Yang et al.

(10) **Patent No.:** **US D913,479 S**
(45) **Date of Patent:** **** Mar. 16, 2021**

- (54) **AROMA DIFFUSER**
- (71) Applicant: **ETEK CITY CORPORATION**,
Anaheim, CA (US)
- (72) Inventors: **Lin Yang**, Shenzhen (CN); **Hai Yang**,
Shenzhen (CN)
- (**) Term: **15 Years**
- (21) Appl. No.: **29/706,977**
- (22) Filed: **Sep. 25, 2019**
- (30) **Foreign Application Priority Data**
Mar. 26, 2019 (CN) 201930127318.X
- (51) **LOC (13) Cl.** **28-99**
- (52) **U.S. Cl.**
USPC **D23/366**
- (58) **Field of Classification Search**
USPC D23/209, 355, 356, 358, 359, 360, 364,
D23/365, 366, 367; D7/300, 312, 317;
D9/504, 519, 529, 686; D11/131.1;
D28/89; D99/5
CPC . A61L 9/03; A61L 9/012; A61L 9/015; A61L
9/037; F41J 1/01
See application file for complete search history.

D832,415 S *	10/2018	Lu	D23/366
D836,188 S *	12/2018	Li	D23/356
D839,405 S *	1/2019	Hu	D23/366
D844,127 S *	3/2019	Wang	D23/366
D849,915 S *	5/2019	Chen	D23/366
D851,227 S *	6/2019	Chen	D23/356
D857,870 S *	8/2019	Yang	D23/366
D859,626 S *	9/2019	Hu	D23/366
D885,548 S *	5/2020	Cui	D23/366
D885,549 S *	5/2020	Cui	D23/366
D897,512 S *	9/2020	Wu	D23/356

- (56) **References Cited**
U.S. PATENT DOCUMENTS
D700,847 S * 3/2014 Chapman D9/724
D755,361 S * 5/2016 Osborn D23/366
D810,262 S * 2/2018 Lu D23/366
D810,264 S * 2/2018 Lu D23/366
D813,367 S * 3/2018 Situ D23/366
D824,010 S * 7/2018 Lu D23/366
D825,731 S * 8/2018 Hou D23/366

OTHER PUBLICATIONS

Levoit Aroma Diffuser Review (Premier 100) [Nov. 29, 2019] found online [Oct. 22, 2020]—<https://www.mbreviews.com/levoit-aroma-diffuser-review/>.*

* cited by examiner

Primary Examiner — John A Voytek
(74) *Attorney, Agent, or Firm* — Tsz Lung Yeung

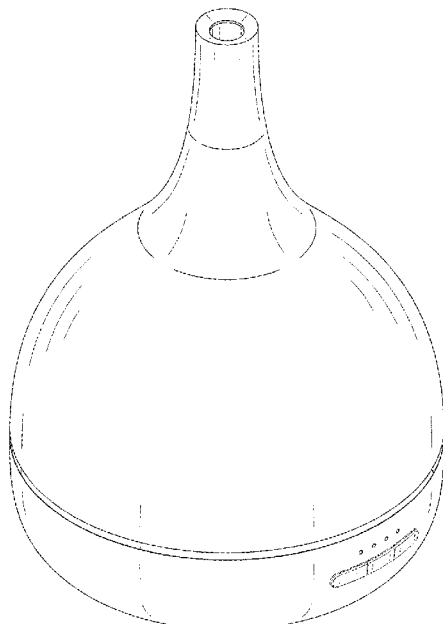
(57) **CLAIM**

The ornamental design for an aroma diffuser, as shown and described.

DESCRIPTION

FIG. 1 is a perspective view of an aroma diffuser showing my new design;
FIG. 2 is a front view thereof;
FIG. 3 is a rear view thereof;
FIG. 4 is a right side view thereof;
FIG. 5 is a left side view thereof;
FIG. 6 is a top view thereof; and,
FIG. 7 is a bottom view thereof.
The broken lines in the figures illustrate portions of the aroma diffuser that form no part of the claimed design.

1 Claim, 7 Drawing Sheets



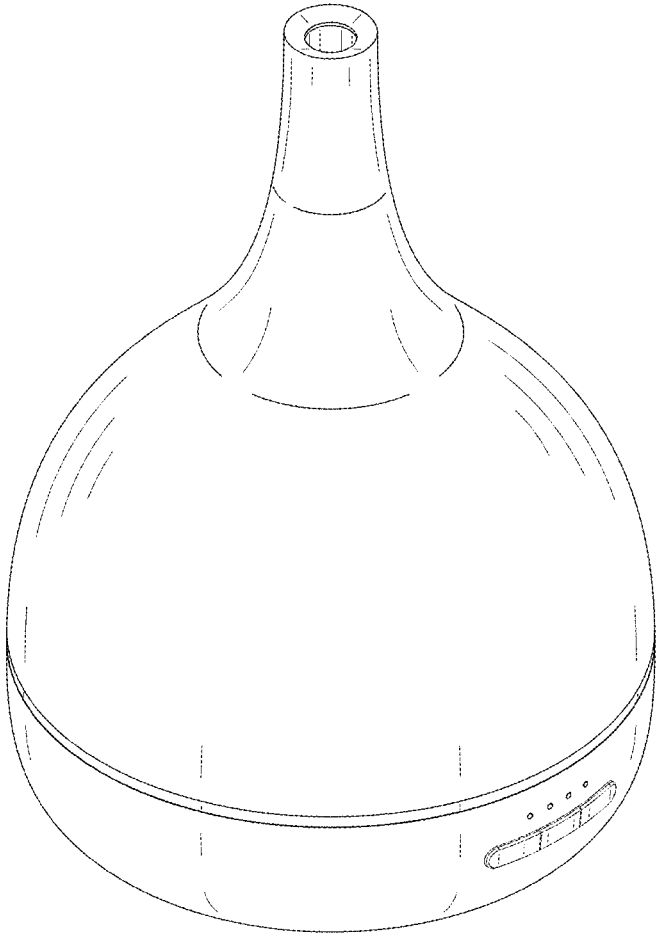


FIG. 1

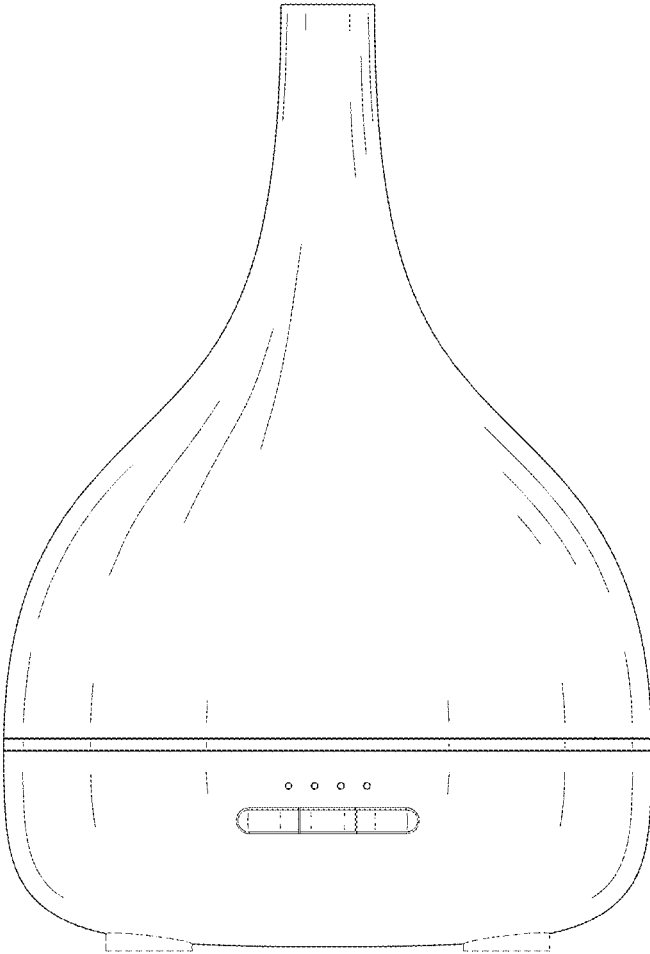


FIG.2

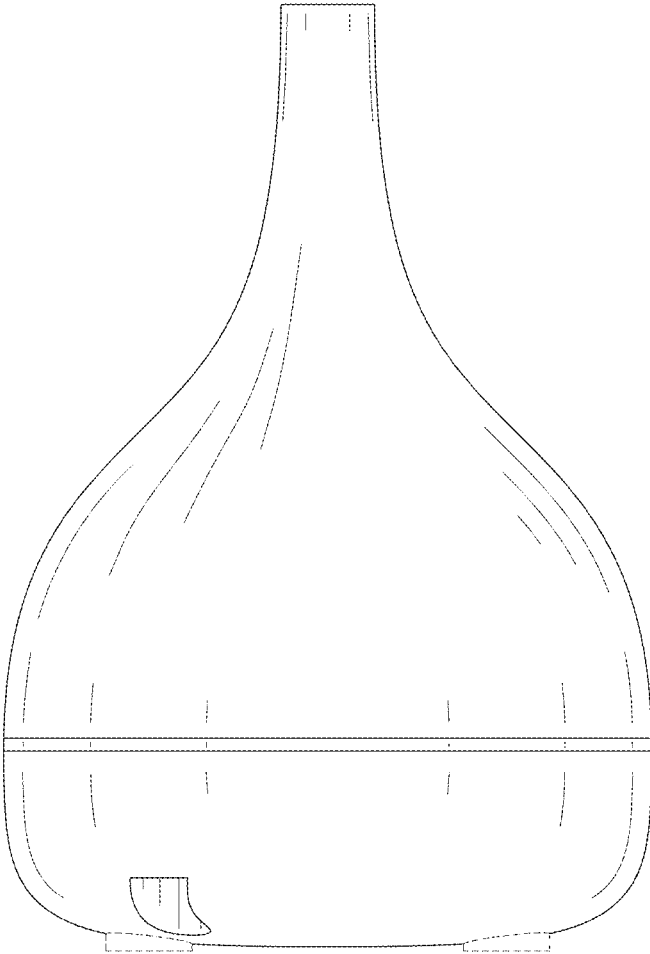


FIG. 3

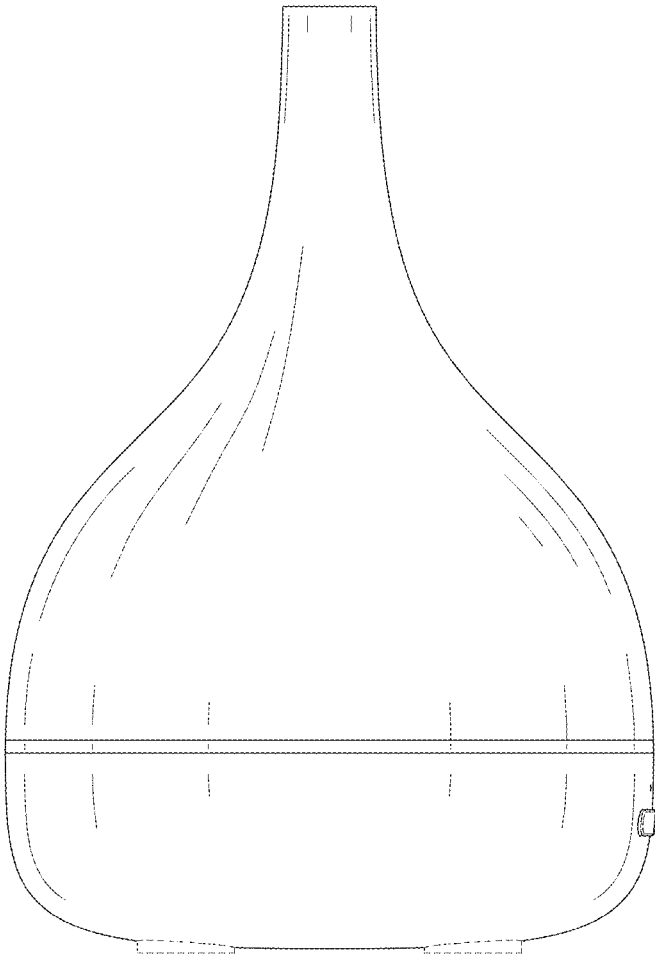


FIG.4

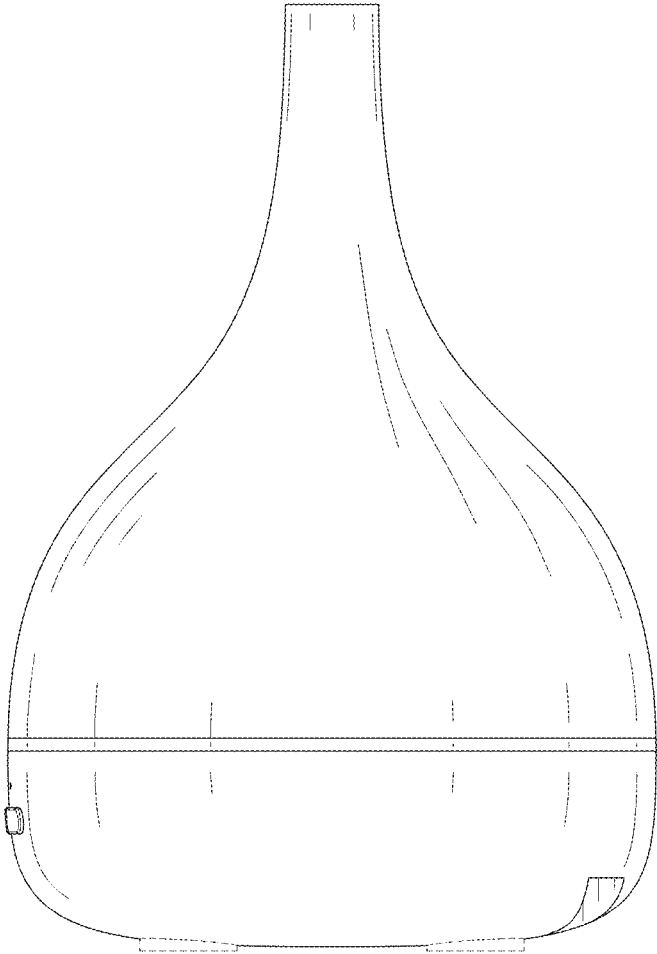


FIG. 5

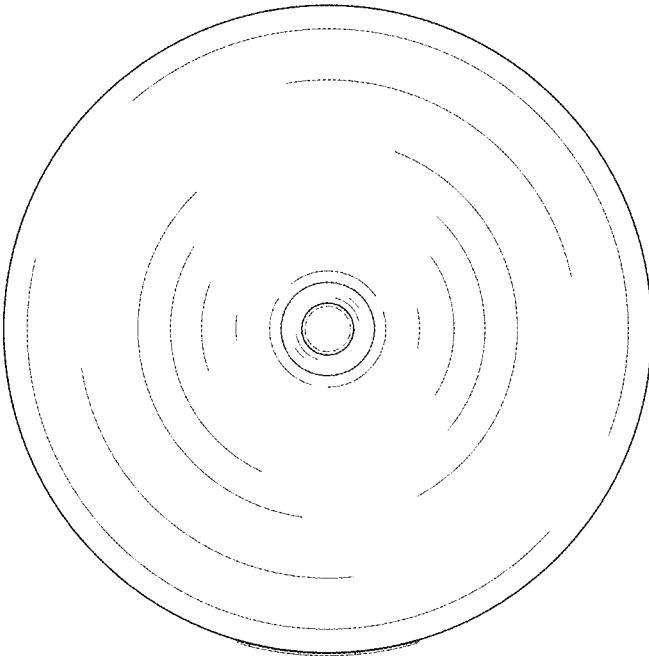


FIG. 6

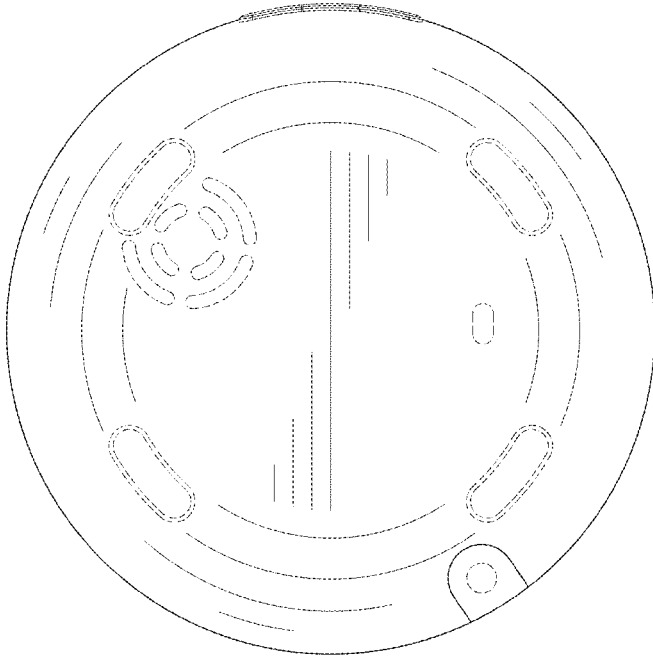


FIG.7