

(12) **United States Design Patent** (10) **Patent No.:** **US D908,053 S**
Park et al. (45) **Date of Patent:** **** Jan. 19, 2021**

(54) **VEHICLE FENDER**
 (71) Applicant: **Ford Global Technologies, LLC**,
 Dearborn, MI (US)
 (72) Inventors: **Dong H. Park**, Canton, MI (US);
Anthony Meyer, Royal Oak, MI (US);
Sooyoung Kim, Northville, MI (US);
Damon G. Depeyster, Northville, MI
 (US); **Gordon M. Platto**, Troy, MI
 (US)
 (73) Assignee: **Ford Global Technologies, LLC**,
 Dearborn, MI (US)
 (**) Term: **15 Years**
 (21) Appl. No.: **29/719,753**
 (22) Filed: **Jan. 7, 2020**

9,403,557 B1 * 8/2016 Sharma C21D 1/06
 9,487,238 B2 * 11/2016 Iwano B62D 25/025
 D775,031 S * 12/2016 Frascella D12/184
 D787,395 S * 5/2017 Curic D12/181
 9,669,876 B2 * 6/2017 Iwano B62D 25/04
 9,738,322 B2 * 8/2017 Matthiessen B62D 25/02
 D803,119 S * 11/2017 Beermann D12/184
 D803,741 S * 11/2017 Tsubaki D12/184
 D805,013 S * 12/2017 Whittle D12/181
 D806,622 S * 1/2018 Granlund D12/184
 D807,261 S * 1/2018 Zavatski D12/184
 9,890,966 B2 * 2/2018 Mueller B62D 25/16
 D817,829 S * 5/2018 Behmer D12/184
 D820,751 S * 6/2018 Luk D12/184
 D823,741 S * 7/2018 Kim D12/169
 10,023,241 B2 * 7/2018 Umemoto B62D 25/161
 10,035,543 B2 * 7/2018 Sato B62D 25/2036
 D826,811 S * 8/2018 Lim D12/184
 D827,527 S * 9/2018 Loeb D12/184
 D827,528 S * 9/2018 Gueller D12/184
 D827,529 S * 9/2018 Al Attar D12/184

(Continued)

Primary Examiner — Susan Bennett Hattan
Assistant Examiner — Suzanne E Tisdell

Related U.S. Application Data

(62) Division of application No. 29/650,668, filed on Jun.
 8, 2018, now Pat. No. Des. 871,985.
 (51) **LOC (13) Cl.** **12-16**
 (52) **U.S. Cl.**
 USPC **D12/184**
 (58) **Field of Classification Search**
 USPC D12/114, 181, 184, 196; D15/28
 CPC B62D 25/16; B62D 25/18
 See application file for complete search history.

References Cited

U.S. PATENT DOCUMENTS

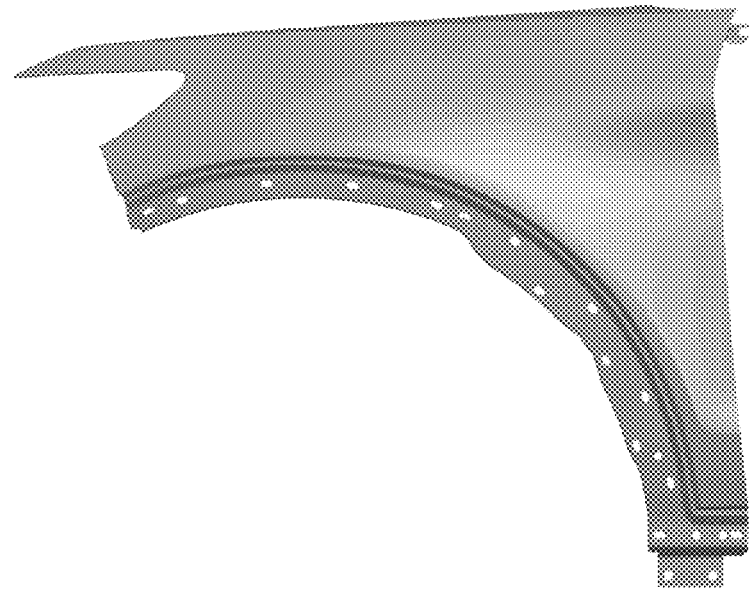
D610,512 S * 2/2010 Bucher D12/18
 D746,743 S * 1/2016 Behmer D12/18
 9,278,716 B1 * 3/2016 Joseph B62D 25/18
 D756,870 S * 5/2016 Tsutamori D12/184
 D758,935 S * 6/2016 Platto D12/184

(57) **CLAIM**
 The ornamental design for a vehicle fender, as shown and
 described.

DESCRIPTION

FIG. 1 is a front elevational view of a vehicle fender,
 showing our new design;
 FIG. 2 is a left side elevational view thereof;
 FIG. 3 is a right side elevational view thereof;
 FIG. 4 is a top plan view thereof;
 FIG. 5 is a bottom plan view thereof;
 FIG. 6 is a top, front and left side perspective view thereof;
 and,
 FIG. 7 is a bottom, front and left side perspective view
 thereof.

1 Claim, 7 Drawing Sheets



(56)

References Cited

U.S. PATENT DOCUMENTS

D828,254 S * 9/2018 Simm D12/184
10,077,085 B2 * 9/2018 Pfaffelhuber B62D 29/043

* cited by examiner

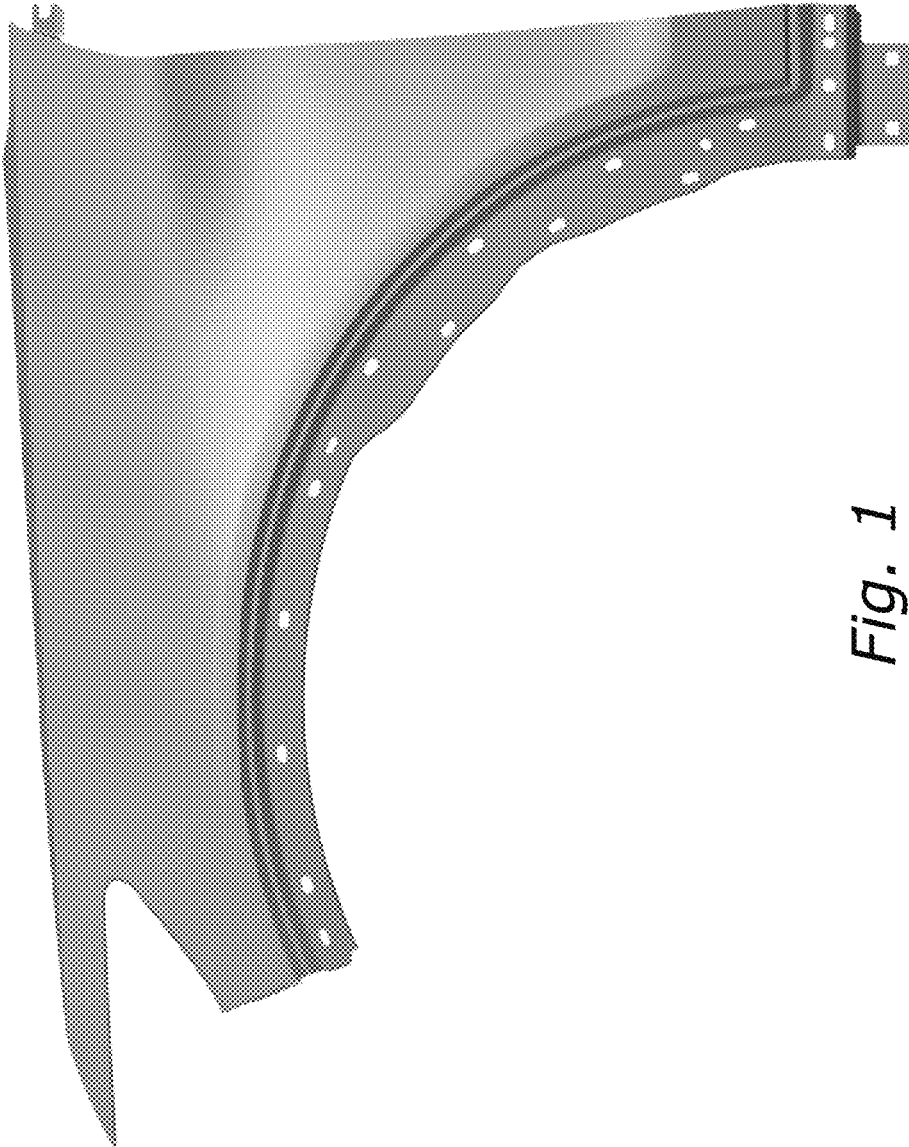



Fig. 1

Fig. 2






Fig. 3




Fig. 4

Fig. 5






Fig. 6




Fig. 7