



US00D926518S

(12) **United States Design Patent**
Hossom

(10) **Patent No.:** **US D926,518 S**

(45) **Date of Patent:** **** Aug. 3, 2021**

(54) **KNIFE HANDLE**

(71) Applicant: **Alexander Tybee Hossom**, Peachtree
Corners, GA (US)

(72) Inventor: **Alexander Tybee Hossom**, Peachtree
Corners, GA (US)

(**) Term: **15 Years**

(21) Appl. No.: **29/730,273**

(22) Filed: **Apr. 2, 2020**

(51) **LOC (13) Cl.** **07-03**

(52) **U.S. Cl.**
USPC **D7/401.2**; D7/649

(58) **Field of Classification Search**
USPC D7/393-395, 401.2, 642-652, 693,
D7/695-696; D8/93, 97-100, 107, 300,
D8/321; D22/117-118

CPC A01B 1/20; A01B 1/22; A22C 25/006;
A47G 21/06; A47G 21/065; A61B
17/3211; A61B 17/3213; B21D 53/64;
B25G 3/36; B26B 1/00; B26B 1/08;
B26B 1/10; B26B 3/00; B26B 3/02;
B26B 3/03; B26B 3/04; B26B 3/06;
B26B 5/00; B26B 5/001; B26B 5/007;
B26B 7/00; B26B 7/005; B26B 9/00;
B26B 9/02; B26B 11/00; B26B 11/006;
B26B 17/00; B26B 17/006; B26B 27/00;
B26B 29/02; B25B 9/02

See application file for complete search history.

(56) **References Cited**

U.S. PATENT DOCUMENTS

D274,399 S * 6/1984 Olsen, Jr. D7/649
D455,937 S * 4/2002 Huebner D7/649

D538,590 S * 3/2007 Stahl D7/395
D564,305 S * 3/2008 Chisholm D7/649
D649,840 S * 12/2011 Lo D7/649
D649,841 S * 12/2011 Lo D7/649
D796,914 S * 9/2017 Liu D7/649
D807,696 S * 1/2018 Liu D7/401.2
D850,219 S * 6/2019 Junfola D7/649
D881,644 S * 4/2020 Liu D7/401.2
D920,056 S * 5/2021 Chen D7/649

* cited by examiner

Primary Examiner — Ricky Pham

(74) *Attorney, Agent, or Firm* — Barnes & Thornburg
LLP; Jason A. Bernstein

(57) **CLAIM**

The ornamental design for the knife handle, as shown and
described.

DESCRIPTION

FIG. 1 is a perspective view of design for a knife handle
according to one embodiment;

FIG. 2 is a right side view of the knife handle shown in FIG.
1;

FIG. 3 is a left side view of the knife handle shown in FIG.
1;

FIG. 4 is a top plan view of the knife handle shown in FIG.
1;

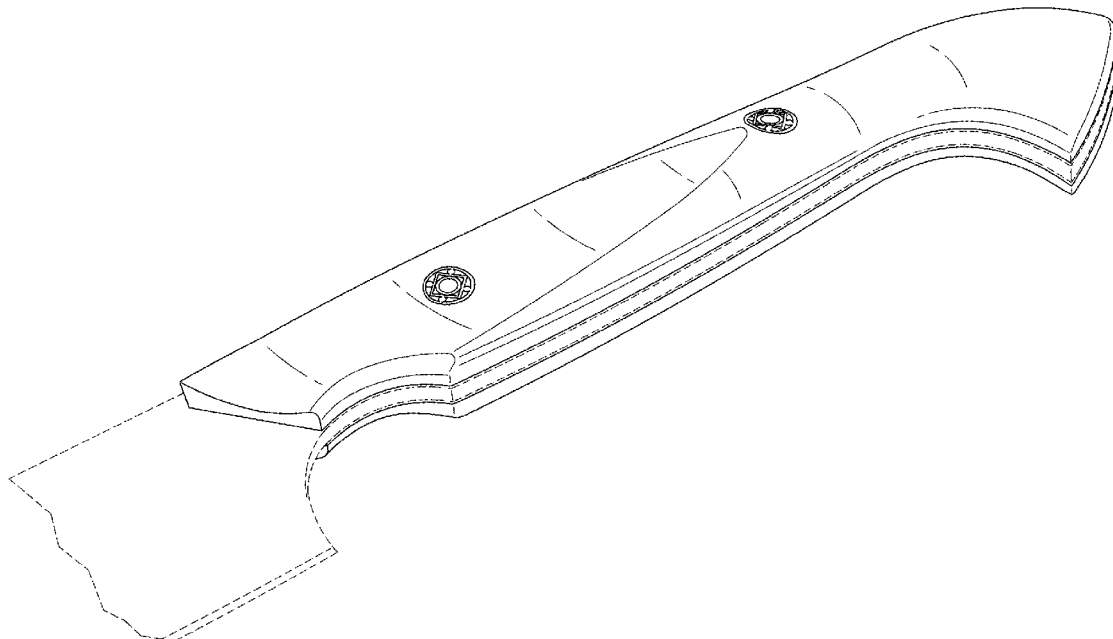
FIG. 5 is a bottom plan view of the knife handle shown in
FIG. 1;

FIG. 6 is an enlarged front elevational view of the knife
handle shown in FIG. 1; and,

FIG. 7 is an enlarged rear elevational view of the knife
handle shown in FIG. 1.

The broken lines shown in the drawings are for illustrative
purposes only and form no part of the claimed design.

1 Claim, 4 Drawing Sheets



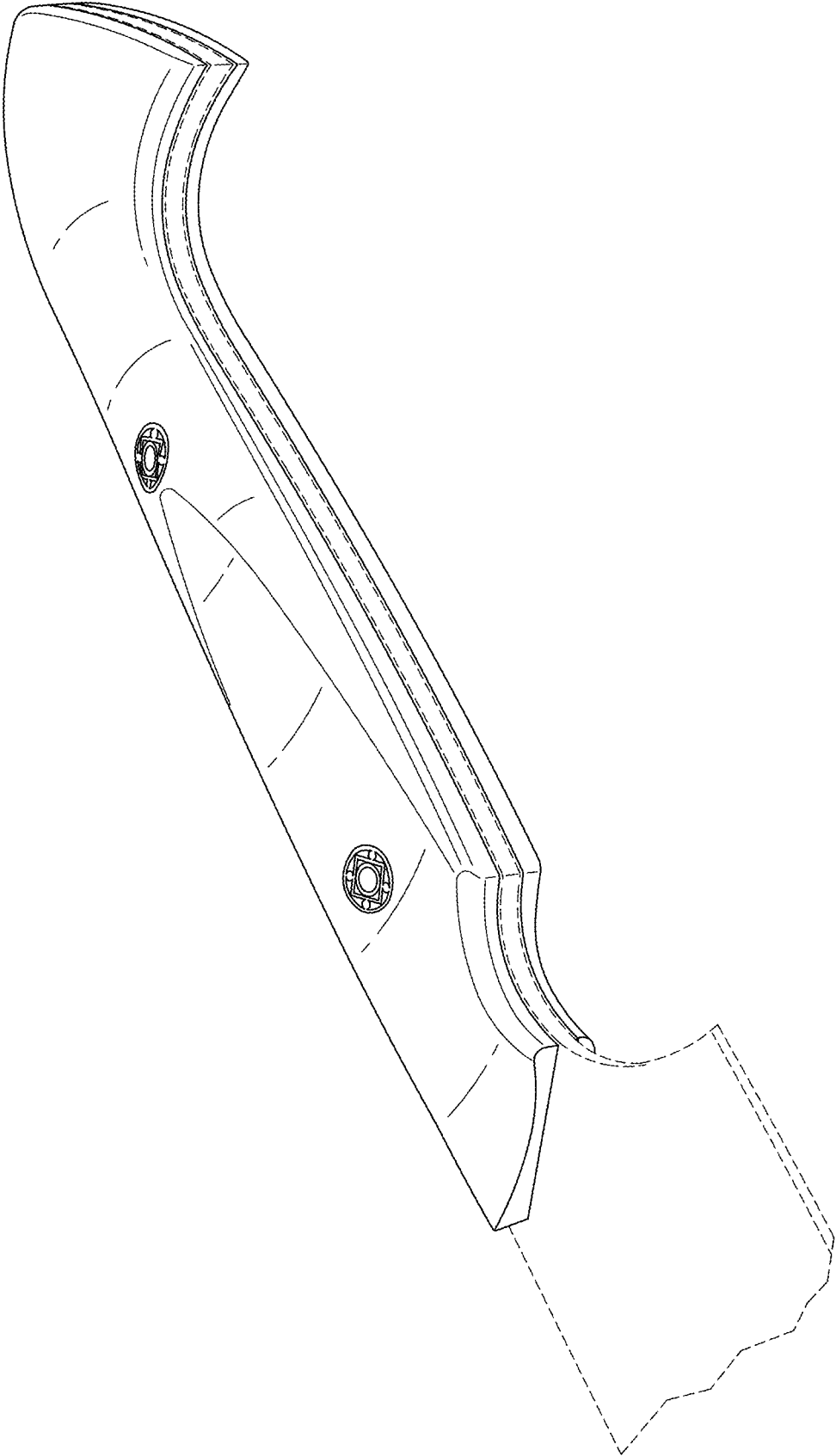


FIG. 1

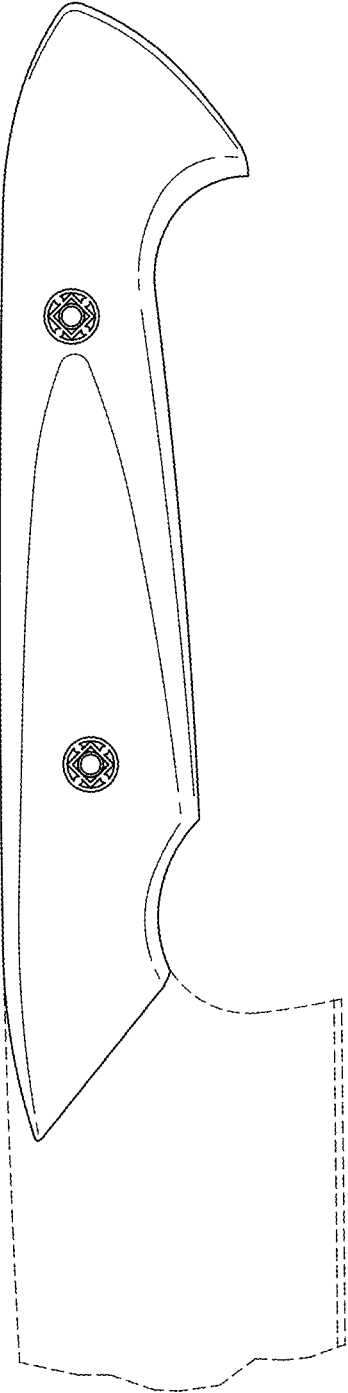


FIG. 2

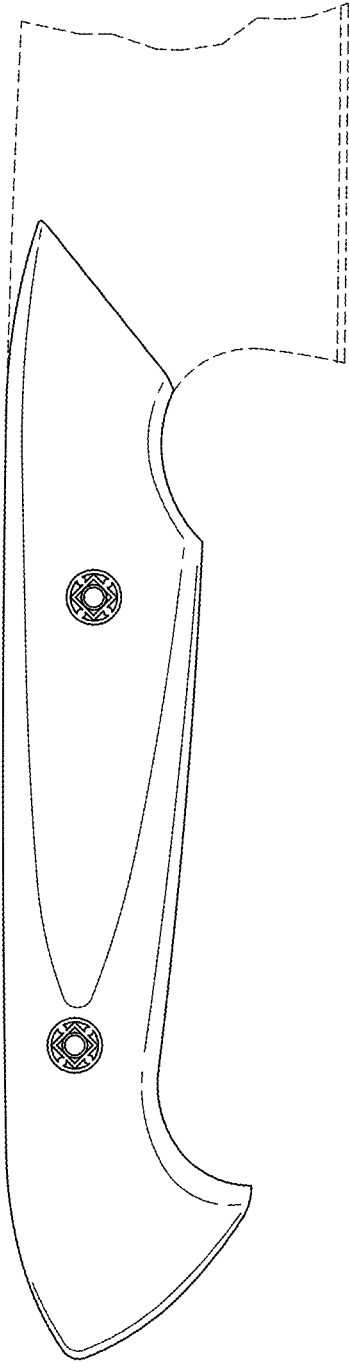


FIG. 3




FIG. 4




FIG. 5

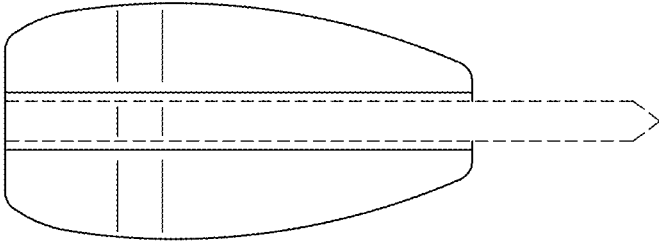


FIG. 7

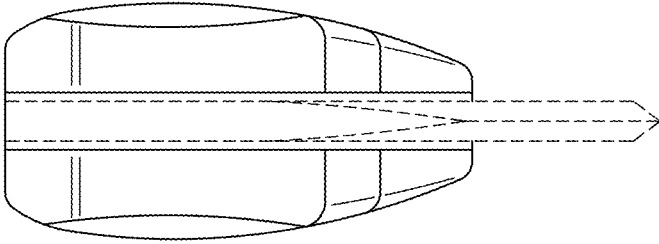


FIG. 6