



US00D401408S

United States Patent [19]

[11] Patent Number: **Des. 401,408**

Sun et al.

[45] Date of Patent: ****Nov. 24, 1998**

[54] BRIEFCASE

| | | | | |
|------------|---------|---------------|-------|--------|
| D. 311,819 | 11/1990 | Takeuchi | | D3/900 |
| D. 325,819 | 5/1992 | Lee | | D3/900 |
| D. 329,134 | 9/1992 | Tokuda et al. | | D3/900 |
| D. 331,663 | 12/1992 | Roncato | | D3/900 |

[76] Inventors: **Li Hsin Sun; Feng Ching O**, both of 2801 Waterman Blvd., Suite 270, Fairfield, Calif. 94533; **Mau Shing Jan**, 1213F, Lane 67, Lin-Sun N. Rd., Taipei, Taiwan

OTHER PUBLICATIONS

Specialized Products Catalog, pp. 14 and 15, Tool Briefcases, 1990.

[**] Term: **14 Years**

Primary Examiner—Philip S. Hyder
Attorney, Agent, or Firm—Bielen, Peterson & Lampe

[21] Appl. No.: **75,595**

[57] CLAIM

[22] Filed: **Aug. 14, 1997**

The ornamental design for a briefcase, as shown.

[51] LOC (6) Cl. **03-01**

DESCRIPTION

[52] U.S. Cl. **D3/276; D3/900**

FIG. 1 is a top left side perspective view;
FIG. 2 is a front elevational view;
FIG. 3 is a top plan view;
FIG. 4 is a left side view;
FIG. 5 is a bottom plan view; and,
FIG. 6 is a rear elevational view.

[58] Field of Search D3/273, 276, 294,

D3/281, 282, 900; 190/111, 112, 113, 114,
115

[56] References Cited

U.S. PATENT DOCUMENTS

| | | | | |
|------------|---------|------|-------|--------|
| D. 285,626 | 9/1986 | Yen | | D3/900 |
| D. 298,486 | 11/1988 | Jain | | D3/900 |

1 Claim, 3 Drawing Sheets






FIG. 1

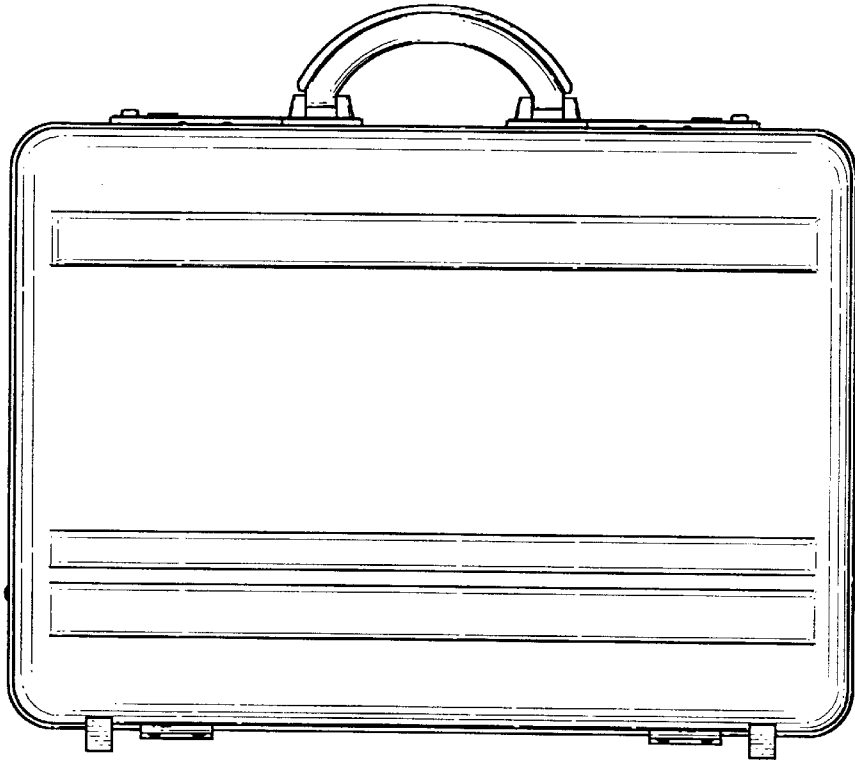


FIG. 2

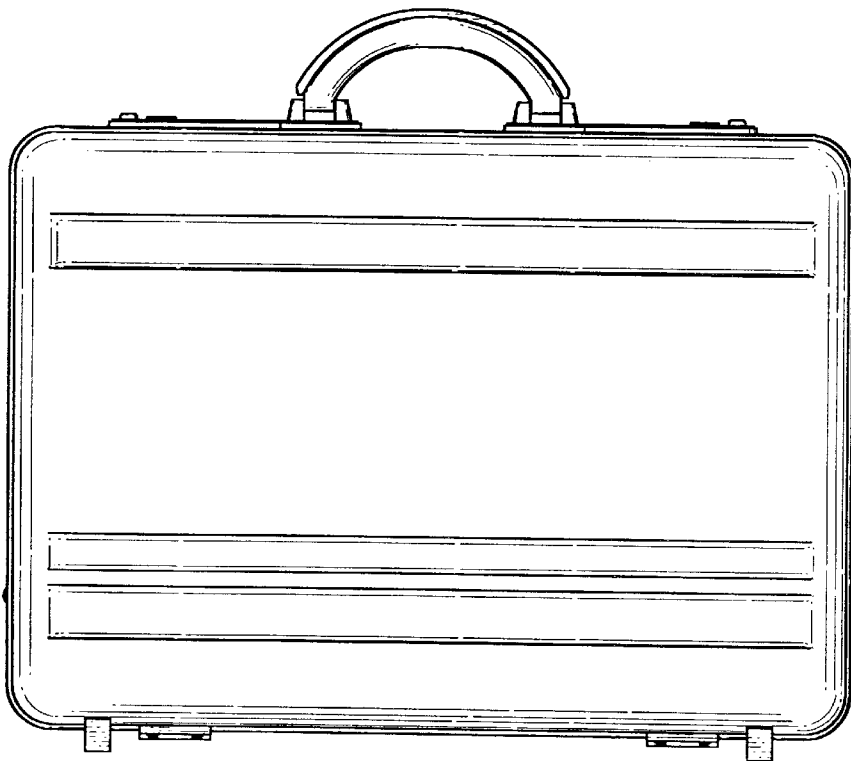


FIG. 3

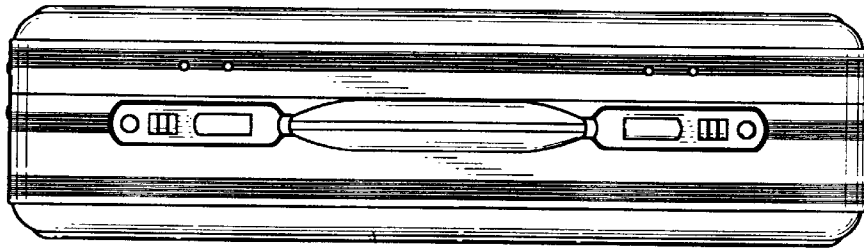


FIG. 4




FIG. 6



FIG. 5