

Oct. 31, 1944.

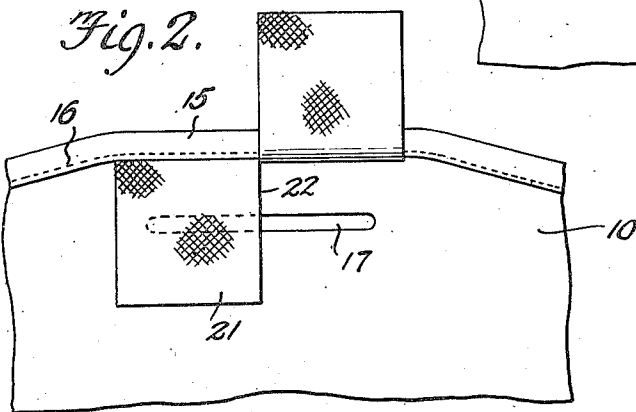
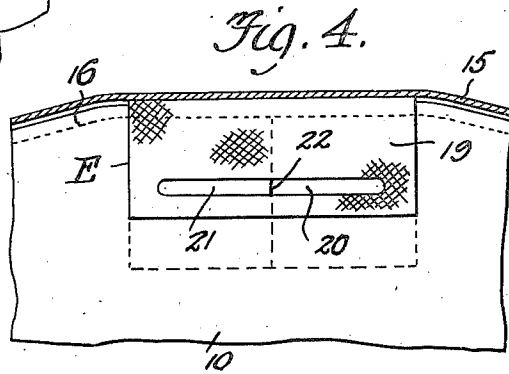
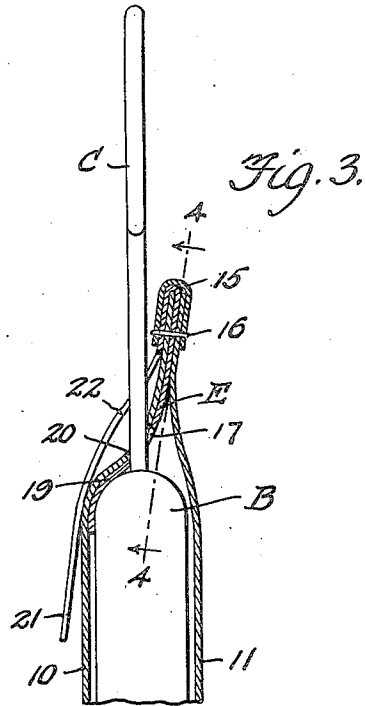
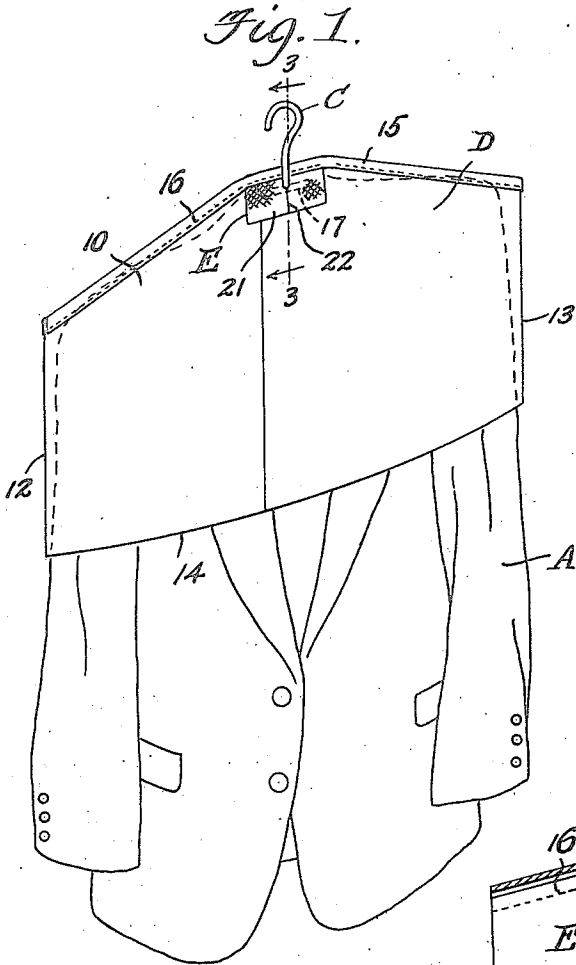
S. STONE

2,361,799

GARMENT PROTECTOR

Filed Sept. 25, 1942

2 Sheets-Sheet 1



INVENTOR.
Sol Stone
BY *Clark & Ott*
ATTORNEYS

Oct. 31, 1944.

S. STONE
GARMENT PROTECTOR

2,361,799

Filed Sept. 25, 1942

2 Sheets-Sheet 2

Fig. 5.

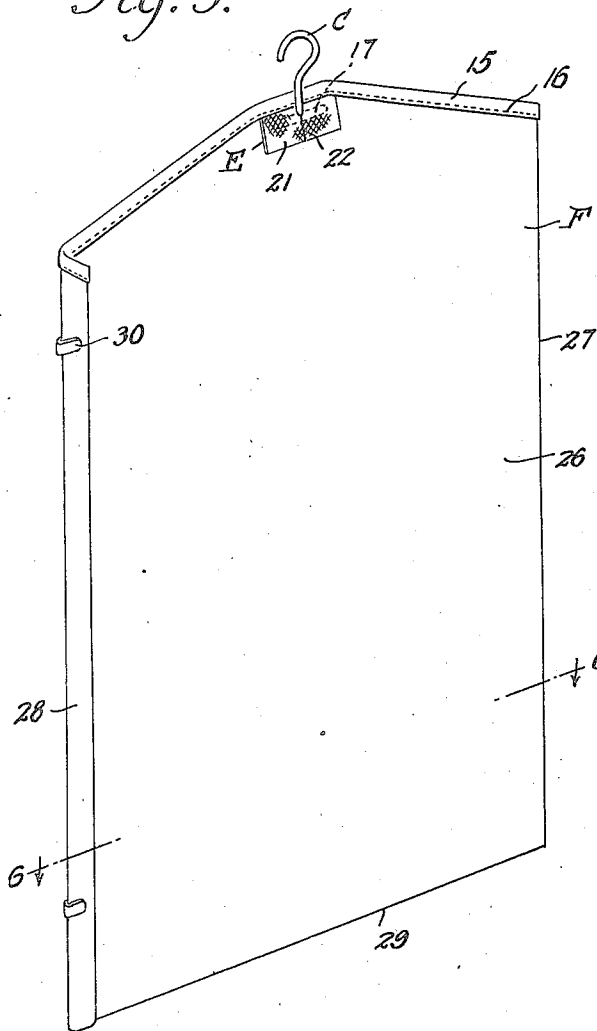


Fig. 7.

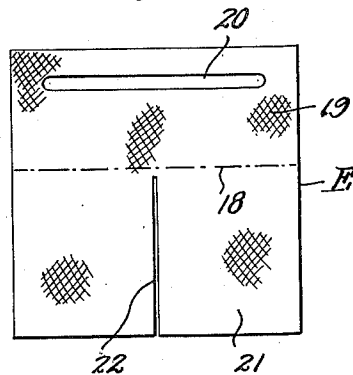
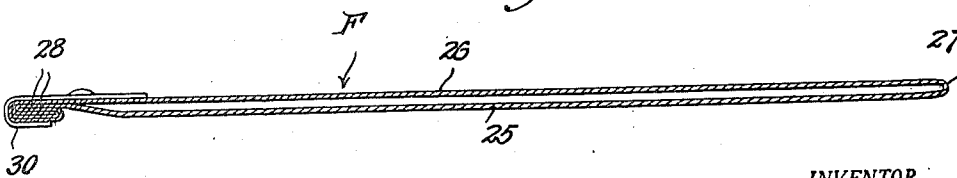


Fig. 6.



INVENTOR.
Sol Stone
BY
Clark & Ott
ATTORNEYS

UNITED STATES PATENT OFFICE

2,361,799

GARMENT PROTECTOR

Sol Stone, Brooklyn, N. Y.

Application September 25, 1942, Serial No. 459,630

1 Claim. (Cl. 223—98)

This invention relates to garment protectors and has particular reference to a bag having an open bottom adapted to engage over a garment for protecting the same from dust when the garment is hung on a garment hanger.

The invention has for its principal object a garment bag having an opening for receiving the hook of a garment hanger so as to retain the bag in covering relation upon the garment when the same is hung on the garment hanger and which bag is provided with means normally covering the said opening to prevent the entrance of dust therethrough.

The invention further embodies a reinforcing element secured to the inner face of the bag in surrounding relation with the opening for receiving the hook of the garment hanger and having a slitted flap depending from the upper edge of the bag in normal covering relation with said opening, the slit of the flap being so arranged that the hook of the hanger projects therethrough when the hook is disposed in said opening.

The invention further comprehends an elongated bag open at the bottom and at one side thereof for facilitating the insertion of the garment and hanger and having means for closing the open side.

With the foregoing and other objects in view reference is now made to the following specification and accompanying drawings in which is illustrated the preferred forms of the invention.

In the drawings:

Fig. 1 is a perspective view of a garment bag constructed in accordance with the invention and illustrating the same in association with a garment and showing the hook of a garment hanger protruding therethrough.

Fig. 2 is an enlarged fragmentary view of the upper portion of the bag with one of the flap sections elevated.

Fig. 3 is an enlarged sectional view taken on line 3—3 of Fig. 1.

Fig. 4 is an enlarged fragmentary sectional view taken on line 4—4 of Fig. 3.

Fig. 5 is a perspective view of a modified form of the invention.

Fig. 6 is an enlarged sectional view taken on line 6—6 of Fig. 5.

Fig. 7 is a plan view of the combined reinforcing and covering flat element.

Referring to the drawings by characters of reference, A designates a garment which is supported on any desired type of garment hanger bar B having the usual upstanding hook C for suspending the same.

The protector which constitutes the present invention is designated generally by the reference character D, and the same is in the form of a flat bag or sheath constructed of paper or any equivalent flexible sheet material and includes front and rear walls 10 and 11. In the form of the invention shown in Figure 1, which is particularly designed for protecting the upper portion of a coat or jacket against dust, the bag or sheath D is fashioned from a sheet of material which is folded transversely along parallel lines 12 and 13, with the front wall 10 formed by overlapping and securing the edge portions together. The lower edges of the front and rear walls are left unsecured to provide an open bottom 14, while said front and rear walls are secured together at their upper edges by a binding strip 15 folded thereover and secured by a line of stitching 16. The upper end of the bag or sheath D is formed with a central horizontal portion and slopes downwardly in opposite directions from said central portion to the opposite edges thereof to conform generally to the shape of the shoulder portion of a garment. The front wall 10 is provided adjacent to the horizontal central portion of the upper end thereof with a transverse elongated opening or slot 17 of a size to permit the passage of the garment hanger hook C therethrough so that the bag or sheath D, as shown in Figure 1, will rest upon and cover and protect the upper portion of the garment A supported on the hanger bar B.

In order to reinforce the front wall 10 in the region of the opening or slot 17 and to cover the same to prevent the entrance of dust through the opening or slot when the hanger hook C is protruding therethrough, a piece of flexible sheet material E is employed, which as shown is preferably of rectangular formation and is folded transversely along a fold line 18 to provide a reinforcing portion 19 corresponding in width to the width of the central horizontal portion of the upper end of the bag D. The portion 19 is adhesively or otherwise secured to the inner face of the front wall 10 and is provided with a transversely extending elongated opening or slot 20 corresponding in size and shape to the opening or slot 17 in the front wall and registering therewith. The remaining portion of the piece E extends over the upper edge of the front wall 10 between the same and the binding strip 15 and is then downturned to define a flap 21 which overlies the slot or opening 17 for excluding the entry of dust into the sheath or bag through said opening or slot. The stitching 16 also extends through the piece E and

serves to retain the flap 21 in a normal depending covering relation with the slot or opening 17. The flap 21 is provided with a transversely intermediate slit 22 extending upwardly from its lower edge and terminating above the slot or opening 17 so as to permit the hook of the garment hanger to protrude between the edges of the slit.

In Figures 5 and 6 of the drawings the bag or sheaf F is of greater length than the bag or sheath A so as to accommodate and completely cover garments such as ladies dresses, evening cloaks and the like.

The bag or sheath F is fashioned from paper or equivalent flexible sheet material to provide front and rear walls 25 and 26 which are connected together at the upper edges thereof by the binding strip 15 in the manner shown in Figure 1 and illustrated in detail in Figures 2, 3 and 4 and said front wall 25 is similarly formed with the garment hook receiving opening or slot 17 and provided with the reenforcing and covering piece E which defines the flap 21.

In this instance, the front and rear walls 25 and 26 of the bag or sheath F are joined together at one side 27 while the opposite side edges thereof designated by the reference character 28 and the lower end edges 29 of said walls are unconnected to provide an open bottom and an open side so as to facilitate the emplacement of the garment in the bag or sheath and the insertion of the garment hanger hook C in the opening or slot 17 with the upper end of the hook protruding therethrough and between the edges of the slit 22.

After the garment has been emplaced within

the sheath F, the unconnected side edges 28 thereof are folded over and secured in closed relation by any suitable means such as the clips 30 which are adapted to be released when the garment is to be removed from the bag or sheath.

What is claimed is:

In a bag of the character described, front and rear walls secured together at their edges to provide a sheath having an open bottom, a binding overlying and extending continuously along the upper edges of the front and rear walls and the outer faces thereof adjacent their upper edges, said front wall having a transversely extending opening spaced from and below said binding for receiving therethrough the hook of a garment hanger, a flexible sheet doubled over the upper edge of said front wall between the same and said binding, the inner portion of said flexible sheet extending into the bag between the front and rear walls and secured to the inner face of the front wall and having an opening disposed in surrounding relation with the opening in said front wall and the outer portion of said flexible sheet protruding from beneath said binding and being vertically slitted substantially medial thereof to provide a pair of freely depending flaps disposed in covering relation with said opening in the front wall to prevent the entrance of dust therethrough and through which slit the hook of the garment hanger protrudes when the hook is disposed in said opening and means securing said binding to said front and rear walls and said flexible sheet therewith at the upper edge of the bag.

SOL STONE.