



INTERNATIONAL APPLICATION PUBLISHED UNDER THE PATENT COOPERATION TREATY (PCT)

(51) International Patent Classification ⁶ : H04Q 7/38	A1	(11) International Publication Number: WO 98/25429 (43) International Publication Date: 11 June 1998 (11.06.98)
(21) International Application Number: PCT/EP96/05413 (22) International Filing Date: 4 December 1996 (04.12.96) (71) Applicant (for all designated States except US): NOKIA TELECOMMUNICATIONS OY [FI/FI]; Upseerinkatu 1, FIN-02601 Espoo (FI). (72) Inventor; and (75) Inventor/Applicant (for US only): KALEV, Jordan [FI/FI]; Sateentie 6 B 92, FIN-02100 Espoo (FI). (74) Agents: DRIVER, Virginia, Rozanne et al.; Page White & Farrer, 54 Doughty Street, London WC1N 2LS (GB).		(81) Designated States: AL, AM, AT, AU, AZ, BA, BB, BG, BR, BY, CA, CH, CN, CU, CZ, DE, DK, EE, ES, FI, GB, GE, HU, IL, IS, JP, KE, KG, KP, KR, KZ, LC, LK, LR, LS, LT, LU, LV, MD, MG, MK, MN, MW, MX, NO, NZ, PL, PT, RO, RU, SD, SE, SG, SI, SK, TJ, TM, TR, TT, UA, UG, US, UZ, VN, ARIPO patent (KE, LS, MW, SD, SZ, UG), Eurasian patent (AM, AZ, BY, KG, KZ, MD, RU, TJ, TM), European patent (AT, BE, CH, DE, DK, ES, FI, FR, GB, GR, IE, IT, LU, MC, NL, PT, SE), OAPI patent (BF, BJ, CF, CG, CI, CM, GA, GN, ML, MR, NE, SN, TD, TG). Published <i>With international search report.</i> <i>With amended claims.</i>
(54) Title: CONTROLLING HANDOVER IN A MOBILE COMMUNICATION NETWORK		
(57) Abstract A method and system of controlling handover in a mobile communication network is described. According to the described technique, the selection of one of a plurality of handover alternatives is based on pre-stored probability indicators which indicate a likely probability of success if handover is effected to that handover alternative. The technique also involves the use of a monitoring period which monitors both the instant and the selected traffic channel for a period surrounding handover to provide data for subsequent use in selecting handover alternatives.		

FOR THE PURPOSES OF INFORMATION ONLY

Codes used to identify States party to the PCT on the front pages of pamphlets publishing international applications under the PCT.

AL	Albania	ES	Spain	LS	Lesotho	SI	Slovenia
AM	Armenia	FI	Finland	LT	Lithuania	SK	Slovakia
AT	Austria	FR	France	LU	Luxembourg	SN	Senegal
AU	Australia	GA	Gabon	LV	Latvia	SZ	Swaziland
AZ	Azerbaijan	GB	United Kingdom	MC	Monaco	TD	Chad
BA	Bosnia and Herzegovina	GE	Georgia	MD	Republic of Moldova	TG	Togo
BB	Barbados	GH	Ghana	MG	Madagascar	TJ	Tajikistan
BE	Belgium	GN	Guinea	MK	The former Yugoslav Republic of Macedonia	TM	Turkmenistan
BF	Burkina Faso	GR	Greece	ML	Mali	TR	Turkey
BG	Bulgaria	HU	Hungary	MN	Mongolia	TT	Trinidad and Tobago
BJ	Benin	IE	Ireland	MR	Mauritania	UA	Ukraine
BR	Brazil	IL	Israel	MW	Malawi	UG	Uganda
BY	Belarus	IS	Iceland	MX	Mexico	US	United States of America
CA	Canada	IT	Italy	NE	Niger	UZ	Uzbekistan
CF	Central African Republic	JP	Japan	NL	Netherlands	VN	Viet Nam
CG	Congo	KE	Kenya	NO	Norway	YU	Yugoslavia
CH	Switzerland	KG	Kyrgyzstan	NZ	New Zealand	ZW	Zimbabwe
CI	Côte d'Ivoire	KP	Democratic People's Republic of Korea	PL	Poland		
CM	Cameroon	KR	Republic of Korea	PT	Portugal		
CN	China	KZ	Kazakstan	RO	Romania		
CU	Cuba	LC	Saint Lucia	RU	Russian Federation		
CZ	Czech Republic	LI	Liechtenstein	SD	Sudan		
DE	Germany	LK	Sri Lanka	SE	Sweden		
DK	Denmark	LR	Liberia	SG	Singapore		
EE	Estonia						

CONTROLLING HANDOVER IN A MOBILE COMMUNICATION NETWORK

This invention relates to a method and system of controlling handover in a mobile communication network.

In a mobile communication network, each mobile station in dedicated mode communicates with a base station via a traffic channel which is determined depending on the environment within which the mobile station is located, the signal levels between the mobile station and the base station, interference of the signal transmitted between the mobile station and the base station and other factors which affect the signals which are transmitted between the mobile station and the base station in handling a call. The term traffic channel is used herein to denote a channel set up for communication of signals between a mobile station and a base station. In a standard GSM TDMA system, a traffic channel is defined by a particular frequency for signal transmission and a particular time slot allocation or in case of frequency hopping by a hopping sequence. In some, more sophisticated, systems it may alternatively or additionally be defined by the radiation direction of a signal as in so-called SDMA systems.

In the following discussion of handover techniques it will be appreciated that it is generally the frequency of a traffic channel which is under discussion or in case of frequency hopping the set of frequencies allocated to the mobile station called mobile allocation. That is, the terms frequency, frequency channel or channel are used to denote a frequency used to carry traffic.

There are several reasons why a traffic channel may need to be altered during the progress of a call. As the mobile station moves, its relationship in signalling terms with the base station is constantly being altered and with it the signal parameters of the communication between the mobile station and the base station alter. According to the existing handover techniques, one or

more of these signal parameters is monitored to detect a trigger condition for handover and, when that trigger condition is detected, handover is implemented to another traffic channel. These signal parameters can include the following:

- i) the quality of the signal on the up-link or down-link,
- ii) the level of the signal on the up-link or down-link,
- iii) timing advance information (which is a measure of how far away the mobile station is from the base station with which it is presently communicating),
- iv) traffic levels in the area, and
- v) power budget considerations.

The traffic channel for handover is selected by virtue of various different handover algorithms which are dependent on the communication environment. If after the handover the quality of the call is improved, the handover decision is good. However, there are many situations where the handover decision is bad, and the call is either dropped or the quality deteriorates. The major reason for this is that the handover decision is based only on signal level information from the handover candidates.

It is thus an object of the present invention to improve the success of handover decisions so that a larger majority of calls maintain good quality after being handed over.

According to one aspect of the present invention there is provided a method of controlling handover in a mobile communication network wherein an instant traffic channel providing communication between a mobile station and a base station is monitored to detect a trigger condition for handover to a different traffic channel, the different traffic channel being selected from a plurality of handover alternatives, the selection of one of said plurality of handover alternatives as said different traffic channel being based on prestored probability indicators associated respectively with each handover alternative, each probability indicator indicating a likely

probability of success if handover is effected to that handover alternative.

By storing probability indicators with each handover alternative, it is possible to effect a handover decision which uses the handover alternative having the highest probability of success in that particular environment.

In the described embodiment, such a plurality of handover alternatives and associated probability indicators are stored for each of a set of cell patterns, each cell pattern comprising a group of neighbouring cells in the network. These cell patterns are referred to herein as server patterns and can comprise a group of up to four cells including the server cell and the three neighbouring cells having the best reported signal levels. The handover alternatives and associated probability indicators are referred to herein as a server pattern probability vector (SPPV). In the preferred embodiment therefore there is a server pattern probability vector associated with each server pattern.

According to another aspect of the present invention there is provided a method of effecting handover in a mobile communication network comprising the steps of:

monitoring a first traffic channel providing communication between a mobile station and a base station to detect a trigger condition for handover;

after said trigger condition has been detected, selecting from a plurality of handover alternatives a second traffic channel to provide said communication, and effecting handover to said second traffic channel;

during a monitoring period commencing at detection of the trigger condition, monitoring the first and second traffic channels and the remaining handover alternatives; and

storing channel data collected during the monitoring period for use in subsequent handovers.

The feature of this aspect of the invention can be combined with

the feature of the first aspect of the invention by using the channel data collected during the monitoring period on the instant traffic channel and the remaining handover alternatives to determine and update the probability indicators.

The monitoring period can commence at a registration point at which the trigger condition is detected. It can terminate at an evaluation point where the success or failure of the selected traffic channel is decided, the success or failure being taken into account to determine and update the probability indicator.

This aspect of the invention also provides a system for effecting handover in a mobile communication network, the system comprising:

means for monitoring a first traffic channel providing communication between a mobile station and a base station to detect a trigger condition for handover;

means for selecting from a plurality of handover alternatives a second traffic channel to provide said communication after said trigger communication has been detected;

switching means for effecting handover from the first traffic channel to the second traffic channel;

means for monitoring the first and second traffic channels and the remaining handover alternatives during a monitoring period commencing at detection of the trigger condition; and

a store holding channel data collected during the monitoring period for use in subsequent handovers.

According to another aspect of the present invention there is provided a system for controlling handover in a mobile communication network, the system comprising:

means for monitoring an instant traffic channel providing communication between a mobile station and a base station to detect a trigger condition for handover to a different traffic channel;

means for selecting the different traffic channel from a plurality of handover alternatives;

a store holding said plurality of handover alternatives associated respectively with prestored probability indicators, each probability indicator indicating a likely probability of success if handover is effected to that handover alternative, wherein the selecting means selects said different traffic channel based on said probability indicators.

In accordance with a further aspect of the present invention there is provided a mobile communication network comprising a plurality of base stations for defining cells in the network and at least one base station controller for controlling said base stations, the base station controller including a system for controlling handover, the system comprising:

means for monitoring an instant traffic channel providing communication between a mobile station and a base station to detect a trigger condition for handover to a different traffic channel;

means for selecting the different traffic channel from a plurality of handover alternatives;

a store holding said plurality of handover alternatives associated respectively with prestored probability indicators, each probability indicator indicating a likely probability of success if handover is effected to that handover alternative, wherein the selecting means selects a different traffic channel based on said probability indicators.

For a better understanding of the present invention and to show how the same may be carried into effect, reference will now be made by way of example to the accompanying drawings in which:

Figure 1 is a block diagram of a system for controlling handover in a mobile communication network;

Figure 2 is a block diagram showing in more detail the circuitry within the base station controller; and

Figures 3 is a timing diagram for handover and related monitoring period..

Figure 1 illustrates four cells of a cellular mobile communication network which are labelled A, B, C, D. Each of these cells belongs to a base station which can have several cells, but for simplicity in the present example each base station is assumed to have a single cell. Thus the symbols A, B, C, D can be used as reference to both cells and base stations. Each cell can contain one or more transceivers. In the illustrated example, cell A contains one transceiver 6, cell B contains three transceivers 8,10,12, cell C contains two transceivers 14,16, and cell D contains two transceivers 18,20.

Each of the cells A, B, C, D is related to a coverage area, which can be defined as an area where the mobile stations can maintain a connection (call) via the corresponding cell. In the present example it is assumed that the coverage areas of cells A, B, C, D are overlapping. It is therefore the area of overlapping where the mobile stations will report the server pattern ABCD. The actual serving cell and the order of the three neighbours is not important. For example server A and neighbours BCD, and server B and neighbours DAC, will be represented by the same server pattern ABCD.

Figure 1 shows a single mobile station MS. In practice there will of course be several mobile stations within the network. The illustrated mobile station MS is active in dedicated mode and is presently communicating via the transceiver 12 of cell B along traffic channel TCH1. In the present embodiment, it is assumed that each transceiver provides a single frequency, which is referred to herein by the cell letter and the transceiver number. As explained earlier in the introductory part, each frequency can be considered to provide traffic channels on a cell by cell basis. In practice, according to the GSM standard each frequency will support up to eight (16 in case of half rate) time divided traffic channels. All traffic channels using the same frequency channel but different time slots usually provide similar quality connection and therefore are considered as equivalent handover alternatives. Thus in the illustrated example each of the

frequencies B1, B2, B3 belonging to cell B represents several traffic channels and therefore several alternatives.

A base station controller (BSC) 22 controls the activity of several base stations and in the described embodiment controls the activity of the transceivers in cells A, B, C and D. Base station controller 22 includes circuitry for monitoring calls and effecting handover decisions. This circuitry includes a measurement table 24 which receives reports including measurement data from each active mobile station in dedicated mode. A control circuit 26 connected to the measurement table implements and monitors handover decisions. A handover alternative table (HOAT) 28 is connected to the control circuit 26 and is used by the control circuit 26 to select a handover alternative. The control circuit includes a microprocessor which is capable of running a handover decision making process (HODMP) 30 and a handover evaluation making process (HOEMP) 32 which will be described in more detail hereinafter. Figure 1 shows diagrammatically that the outputs of the handover evaluation making process 32 is sent to the handover alternative table 28 and that the output of the handover decision making process is used to alter the traffic channel by which the mobile station communicates with the base station. In the example illustrated in Figure 1, the mobile station is switched from traffic channel 1 TCH1 to traffic channel 2 TCH2 which is via the transceiver 14 of cell C, or frequency channel C2. Transceiver 12 of cell B communicates with the base station controller via an A-bis interface 3. The transceiver 14 of cell C however communicates with the base station controller via an alternative A-bis interface 4 which is denoted diagrammatically with dotted lines.

The circuitry within the base station controller 22 is shown in more detail in Figure 2. Reference will be made to this figure to describe how a handover is implemented according to the described embodiment of the invention.

The base station controller 22 collects measurement data for each

active call reported by the mobile station MS and the serving cell (cell B) in the measurement table 24. The mobile station MS reports to the serving cell B using the traffic channel TCH1, and then cell B sends a report to the base station controller using the A-bis interface 3. The report combines the measurements of both the mobile station and transceiver 12 at cell B. In the described embodiment, the reported data is according to the GSM standard and includes information such as down-link signal level, up-link signal level, up-link and down-link quality, signals levels of the six best neighbouring cells, etc. The base station controller keeps a selected number of reports, for example 32, which are used to follow these parameters. The control circuit 26 includes a monitoring circuit 34 which monitors these parameters and triggers a handover according to a handover algorithm utilising one or more of these parameters. Such handover algorithms are known operating with existing GSM systems, where the handover alternatives are ranked according to the measurement reports in the measurement table 24. However, according to the presently described novel system at the point at which a handover is triggered according to the existing handover algorithms, a registration point RP is established, as illustrated for example in Figures 1 and 3. At the registration point RP, the handover decision making process 30 is activated. This process 30 retrieves data from the handover alternatives table 28 and uses this data to select a traffic channel for the handover say TCH2. This traffic channel is then implemented using the handover implementation circuit 38 so that the mobile station subsequently uses the traffic channel TCH2 to communicate via transceiver 14 in cell C, and cell C uses the A-bis interface 4 to communicate with the base station controller 22. The handover implementation is designated HO in Figures 1 and 3, but it is not described here since it is known in the art. A timer 36 sets a monitoring period which terminates at an evaluation point EP. The monitoring period is measured as a user determined number of reports received from the mobile station. At the evaluation point, the handover evaluation making process 32 is activated which evaluates the success or failure of the handover

and modifies the data stored in the handover alternatives table 28 accordingly. Thus, the handover alternative table is updated each time a handover is implemented so that it provides a constantly changing reference point for subsequent handover decisions. This greatly increase the likelihood of success of making a successful handover decision.

As illustrated in Figure 3, if the call is dropped after the handover HO has been implemented, the monitoring period ceases at that point and the failure of the handover decision is used to update the handover alternatives table 28 accordingly.

One example of a handover alternatives table is illustrated as Table I. A handover alternatives table holds for each of a number of server patterns a server pattern probability vector of SPPV. Each server pattern is a group of four cells which includes a serving cell and the three best neighbours reported by the mobile station at the registration point RP. In this example the HOAT contains 15000 entries for different SP and associated SPPV. These server patterns are established and updated according to the reports received from the mobile stations in the area governed by the base station controller 22. The server pattern probability vector SPPV indicates for each of the frequency channel alternatives for that cell a probability indicator which indicates the likely probability of success if handover was made to any of the traffic channels supported by that frequency channel in that server pattern. In the example illustrated in Table I, it is assumed that there are 10 alternative frequency channels in each cell which are denoted by the letter denoting the cell and the number 1 to 10 accordingly. The probability indicators for these channels are denoted as follows P(cell letter-numeral). For example, the probability indicator for channel A1 in server pattern ABCD is P(A1). The server pattern probability vector for server pattern ABCE is shown shaded.

Each probability indicator takes a value in the range from minus

127 to 127 which is mapped to a successful handover probability as illustrated in Table II. The advantage of using a range from minus 127 to 127 is that the probability indicator can be represented as a single byte. The relevant probability indicators are updated at the evaluation point EP of each handover. This is done by aggregating values within particular ranges dependent on certain handover events. Table III illustrates one example of handover events and corresponding values.

The values in Table III should be regarded as credit points given to different handover alternatives for performance or performance estimate.

The terms good/bad level/quality used in Table III are related with some threshold value and measurements' averaging. Different definitions can be used, for example:

- The level is good if the average over the reported samples during the monitoring period is greater or equal to a predefined threshold and bad otherwise.
- The quality is good if a predefined percentage of the reported samples is greater or equal to a predefined threshold and bad otherwise.

Similar definitions are known and used in the existing handover algorithms, thus no more details will be given here.

The top half of Table III assumes that a successful handover decision was made from channel B1 to channel C2. Signal level and quality are monitored during the monitoring period and credit points allocated accordingly to the various frequency channels. Table III indicates the channels, the range of values and the value within the range which has been selected as credit to be added to the probability indicator.

For good signal quality and level on channel C2 during the

monitoring period, the maximum value of 16 is allocated to the channel C2, but where there are good signal quality and levels on one channel of a particular cell, it is assumed that other channels in the same cell will also have reasonable signal quality and levels, and therefore a value of 4 is selected.

Where bad signal quality and level are detected on channel C2 during the monitoring period, a value of -4 is allotted to both channel C2 and to channel C1.

Where bad signal quality but good signal level is detected on channel C2 during the monitoring period, a value of -8 is allotted to channel C2, but a value of 4 is allotted to channel C1. That is, it is a reasonable assumption that the signal level will be similar for channels in a common cell, although the quality may be different.

If the call is dropped on channel C2 during the monitoring period (after successful handover), a value of -16 is allocated to the channel C2 and a value of -8 is allocated to the channel C1.

For good signal levels on the channels in adjacent cells B and D, a value of 4 is allocated. See for example in the tables channel D1, D2, B2 and B3. A value of 0 is allocated to channel B1 however because that is the channel from which handover is to be effected so even if there is good level on B1 it is assumed that some trigger condition has been defined causing a handover to be activated. Thus, a lower value is appropriate.

For bad signal levels on channels in adjacent cells, a value of -6 is allocated, see channels D1, D2, B1, B2 and B3 in Table III.

A similar process can be conducted for an unsuccessful handover from channel B1 to channel C2. For a call returned on channel B1 successfully, a low value of -16 is allocated to channel C2. Where good signal quality and levels are determined on channel B1 during the monitoring period, a value of 4 is allocated to all

of the channels in that cell. For bad signal level and quality on channel B1 during the monitoring period, a low value of -4 is allocated to all channels within that cell. For a bad signal quality but good signal level on channel B1 during the monitoring period, a value of -8 is allocated to channel B1, but a higher value of 4 is allocated to the channels B2 and B3, once again indicative of the fact that the signal level is likely to be good on those channels but no predeterminations can be made about the quality.

If the call is dropped, both the channels B1 and C2 are allocated a low value of -16.

It will readily be apparent that any value allocation system could be used, and could in fact be left up to a user to define.

The probability indicator for each frequency channel within the server pattern ABCD is determined by adding to the value kept in the SPPV credit points according to the handover related events as shown in Table III. Assuming $P(C2) = 78$ in the ABCD SPPV for example, after a successful handover to C2 and good quality and level reported on C2 the new value in the SPPV is $P(C2) = 78 + 16 = 94$, however if the handover was unsuccessful and the call was dropped the new value is $P(C2) = 78 - 16 = 62$. In case the sum is out of range, say less than minus 127 or greater than 127, the closest allowed value is used. In this way, the probability indicators are updated each time a handover decision is implemented so that the server pattern probability vector SPPV is altered for each server pattern. Thus, the server pattern probability vectors SPPV provide a useful tool for selecting a handover alternative. A simple criterion such as always using the alternative having the highest SPPV score, or any SPPV channel with a score better than a predetermined threshold could be used to replace or compliment existing selection criteria for the handover alternative.

The memory requirement will depend on the number of SPPV in the

HOAT. The size of the HOAT in given BSC can be estimated as a function of the number of cells managed by the BSC and the average number of neighbours per cell. For example, a BSC with 100 cells each of them having an average of 16 neighbours will need 14000 entries in the HOAT. In case the reserved space is not enough and the HOAT is already full, the SPPV with the oldest time stamp, see Table I, can be dropped when new SP shows up.

There are several advantages to the handover technique described above.

No changes are needed to the GSM specifications in order to implement the technique. All that is required in additional circuitry at the base station controller to use the already existing reports which are sent via mobile stations.

The memory consumption and the computational efforts are moderate. As discussed earlier, the probability indicators can be stored as no more than 1 byte and very simple mathematical algorithms can be used to update and use the probability indicators.

The handover technique can be used either to compliment or to gradually replace the existing handover decision algorithms. Thus, it can be used alongside existing techniques to augment them without disturbing the existing handover decision algorithms.

TABLE I

No.	Server Patterns (SP)	Last Update time	Hand-Over Alternatives (HOA)											
			1	...	10	1	...	10	1	...	10	1	...	10
1	ABCD	time	(A1)	...	(A10)	(B1)	...	(B10)	(C1)	...	(C10)	(D1)	...	(D10)
2	ABCE	time	(A1)	...	(A10)	(B1)	...	(B10)	(C1)	...	(C10)	(E1)	...	(E10)
...	...	time
15000	WXYZ	time	(W1)	...	(W10)	(X1)	...	(X10)	(Y1)	...	(Y10)	(Z1)	...	(Z10)

Server Pattern Probability Vector (SPPV)

TABLE II

Value	Prob (%)
-127	0
0	50
127	100

Event	Channels	Range	Value
Successful HO B1->C2			
• good Qual and Lev on C2 during the MP	C2	8...24	16
	C1	0...8	4
• bad Lev (and Qual) on C2 during MP	C1,C2	-8...0	-4
	C2	-12...-4	-8
• bad Qual and good Lev on C2	C1	0...8	4
	C2	-24...-8	-16
• call dropped on C2 during MP	C1	-12...-4	-8
	D1,D2	0...8	4
• good Lev on D during MP	B1	-4...4	0
• good Lev on B during MP	B2, B3	0...8	4
• bad Lev on D during MP	D1,D2	-8...-4	-6
• bad Lev on B during MP	B1,B2, B3	-8...-4	-6
Unsuccessful HO B1->C2			
• call returned on B1 successfully	C2	-24...-8	-16
	B1,B2, B3	0...8	4
• good Qual and Lev on B1 during MP	B1,B2, B3	-8...0	-4
• bad Lev (Qual) on B1 during MP	B1	-12...-4	-8
• bad Qual and good Lev on B1 during MP	B2, B3	0...8	4
	B1,C2	-24...-8	-16
• call dropped			

TABLE III

CLAIMS:

1. A method of controlling handover in a mobile communication network wherein an instant traffic channel providing communication between a mobile station and a base station is monitored to detect a trigger condition for handover to a different traffic channel, the different traffic channel being selected from a plurality of handover alternatives, the selection of one of said plurality of handover alternatives as said different traffic channel being based on prestored probability indicators associated respectively with each handover alternative, each probability indicator indicating a likely probability of success if handover is effected to that handover alternative.
2. A method according to claim 1, wherein such a plurality of handover alternatives and associated probability indicators are stored for each of a set of cell patterns, each cell pattern comprising a group of neighbouring cells in the network.
3. A method according to claim 2, wherein the number of cells in each group is four.
4. A method according to claim 2 or 3, wherein the different traffic channel is selected from the plurality of handover alternatives stored with one of said cell patterns, said one cell pattern being selected by determining a group of cells including the serving cell and a number of neighbouring cells having the best reported signal levels from the mobile station when a trigger condition for handover is detected.
5. A method according to any preceding claim wherein the trigger condition is detected at a registration point for effecting handover, and wherein a monitoring period commences at the registration point during which the instant traffic channel providing communication between the mobile station and the base station is monitored before and after handover is effected.

6. A method according to claim 5, wherein not only the instant traffic channel but the remaining handover alternatives of the said plurality of handover alternatives are monitored during the monitoring period.

7. A method according to claim 6, wherein the data collected during the monitoring period by monitoring the instant traffic channel and the remaining handover alternatives is used to determine and update the probability indicators.

8. A method according to claim 5, 6 or 7, wherein the monitoring period terminates at an evaluation point where the success or failure of the selected traffic channel is decided, the success or failure being taken into account to determine and update the probability indicator in respect of that handover.

9. A system for controlling handover in a mobile communication network, the system comprising:

means for monitoring an instant traffic channel providing communication between a mobile station and a base station to detect a trigger condition for handover to a different traffic channel;

means for selecting the different traffic channel from a plurality of handover alternatives;

a store holding said plurality of handover alternatives associated respectively with prestored probability indicators, each probability indicator indicating a likely probability of success if handover is effected to that handover alternative, wherein the selecting means selects said different traffic channel based on said probability indicators.

10. A system according to claim 9, wherein said store holds such a plurality of handover alternatives and associated probability indicators for each of a set of cell patterns, each cell pattern comprising a group of neighbouring cells in the network.

11. A system according to claim 9 or 10, wherein said monitoring

means is operable to monitor the instant traffic channel providing communication between the mobile station and the base station, and the handover alternatives, during a monitoring period before and after handover is effected, the system further comprising means for updating the probability indicators based on data collected during the monitoring period.

12. A mobile communication network comprising a plurality of base stations for defining cells in the network and at least one base station controller for controlling said base stations, the base station controller including a system for controlling handover, the system comprising:

means for monitoring an instant traffic channel providing communication between a mobile station and a base station to detect a trigger condition for handover to a different traffic channel;

means for selecting the different traffic channel from a plurality of handover alternatives;

a store holding said plurality of handover alternatives associated respectively with prestored probability indicators, each probability indicator indicating a likely probability of success if handover is effected to that handover alternative, wherein the selecting means selects a different traffic channel based on said probability indicators.

13. A method of effecting handover in a mobile communication network comprising the steps of:

monitoring a first traffic channel providing communication between a mobile station and a base station to detect a trigger condition for handover;

after said trigger condition has been detected, selecting from a plurality of handover alternatives a second traffic channel to provide said communication, and effecting handover to said second traffic channel;

during a monitoring period commencing at detection of the trigger condition, monitoring the first and second traffic channels and the remaining handover alternatives; and

storing channel data collected during the monitoring period for use in subsequent handovers.

14. A system for effecting handover in a mobile communication network, the system comprising:

means for monitoring a first traffic channel providing communication between a mobile station and a base station to detect a trigger condition for handover;

means for selecting from a plurality of handover alternatives a second traffic channel to provide said communication after said trigger communication has been detected;

switching means for effecting handover from the first traffic channel to the second traffic channel;

means for monitoring the first and second traffic channels and the remaining handover alternatives during a monitoring period commencing at detection of the trigger condition; and

a store holding channel data collected during the monitoring period for use in subsequent handovers.

20
AMENDED CLAIMS

[received by the International Bureau on 3 April 1998 (03.04.98);
original claims 1-14 replaced by amended claims 1-12 (4 pages)]

1. A method of controlling handover in a mobile communication network wherein an instant traffic channel providing communication between a mobile station and a base station is monitored to detect a trigger condition for handover to a different traffic channel, the different traffic channel being selected from a plurality of handover alternatives, the selection of one of said plurality of handover alternatives as said different traffic channel being based on prestored probability indicators associated respectively with each handover alternative, each probability indicator indicating a likely probability of success if handover is effected to that handover alternative, wherein said probability indicators are updated based on data collected by monitoring traffic channels during each handover.
2. A method according to claim 1, wherein such a plurality of handover alternatives and associated probability indicators are stored for each of a set of cell patterns, each cell pattern comprising a group of neighbouring cells in the network.
3. A method according to claim 2, wherein the number of cells in each group is four.
4. A method according to claim 2 or 3, wherein the different traffic channel is selected from the plurality of handover alternatives stored with one of said cell patterns, said one cell pattern being selected by determining a group of cells including the serving cell and a number of neighbouring cells having the best reported signal levels from the mobile station when a trigger condition for handover is detected.
5. A method according to any preceding claim wherein the trigger condition is detected at a registration point for effecting handover, and wherein a monitoring period commences at the registration point during which the instant traffic channel

providing communication between the mobile station and the base station is monitored before and after handover is effected.

6. A method according to claim 5, wherein not only the instant traffic channel but the remaining handover alternatives of the said plurality of handover alternatives are monitored during the monitoring period.

7. A method according to claim 5 or 6, wherein the monitoring period terminates at an evaluation point where the success or failure of the selected traffic channel is decided, the success or failure being taken into account to determine and update the probability indicator in respect of that handover.

8. A system for controlling handover in a mobile communication network, the system comprising:

means for monitoring an instant traffic channel providing communication between a mobile station and a base station to detect a trigger condition for handover to a different traffic channel;

means for selecting the different traffic channel from a plurality of handover alternatives;

a store holding said plurality of handover alternatives associated respectively with prestored probability indicators, each probability indicator indicating a likely probability of success if handover is effected to that handover alternative, wherein the selecting means selects said different traffic channel based on said probability indicators and wherein said monitoring means is operable to monitor the instant traffic channel providing communication between the mobile station and the base station during a monitoring period before and after handover is effected, the system further comprising means for updating the probability indicators based on data collected during the monitoring period.

9. A system according to claim 8, wherein said store holds such a plurality of handover alternatives and associated probability

indicators for each of a set of cell patterns, each cell pattern comprising a group of neighbouring cells in the network.

10. A mobile communication network comprising a plurality of base stations for defining cells in the network and at least one base station controller for controlling said base stations, the base station controller including a system for controlling handover, the system comprising:

means for monitoring an instant traffic channel providing communication between a mobile station and a base station to detect a trigger condition for handover to a different traffic channel;

means for selecting the different traffic channel from a plurality of handover alternatives;

a store holding said plurality of handover alternatives associated respectively with prestored probability indicators, each probability indicator indicating a likely probability of success if handover is effected to that handover alternative, wherein the selecting means selects a different traffic channel based on said probability indicators.

11. A method of effecting handover in a mobile communication network comprising the steps of:

monitoring a first traffic channel providing communication between a mobile station and a base station to detect a trigger condition for handover;

after said trigger condition has been detected, selecting from a plurality of handover alternatives a second traffic channel to provide said communication, and effecting handover to said second traffic channel;

during a monitoring period commencing at detection of the trigger condition, monitoring the first and second traffic channels and the remaining handover alternatives; and

storing channel data collected during the monitoring period for use in subsequent handovers.

12. A system for effecting handover in a mobile communication

network, the system comprising:

means for monitoring a first traffic channel providing communication between a mobile station and a base station to detect a trigger condition for handover;

means for selecting from a plurality of handover alternatives a second traffic channel to provide said communication after said trigger communication has been detected;

switching means for effecting handover from the first traffic channel to the second traffic channel;

means for monitoring the first and second traffic channels and the remaining handover alternatives during a monitoring period commencing at detection of the trigger condition; and

a store holding channel data collected during the monitoring period for use in subsequent handovers.

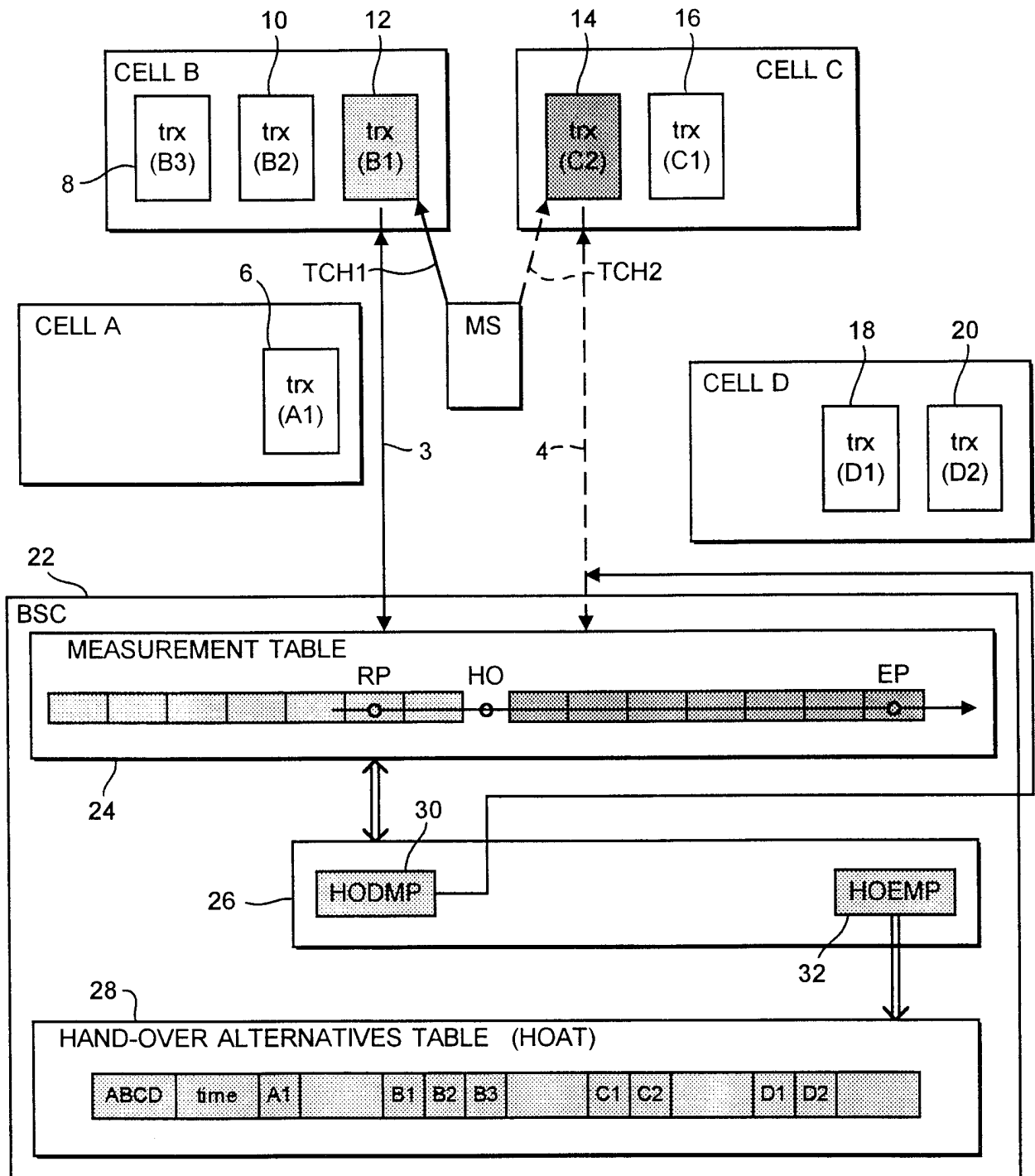
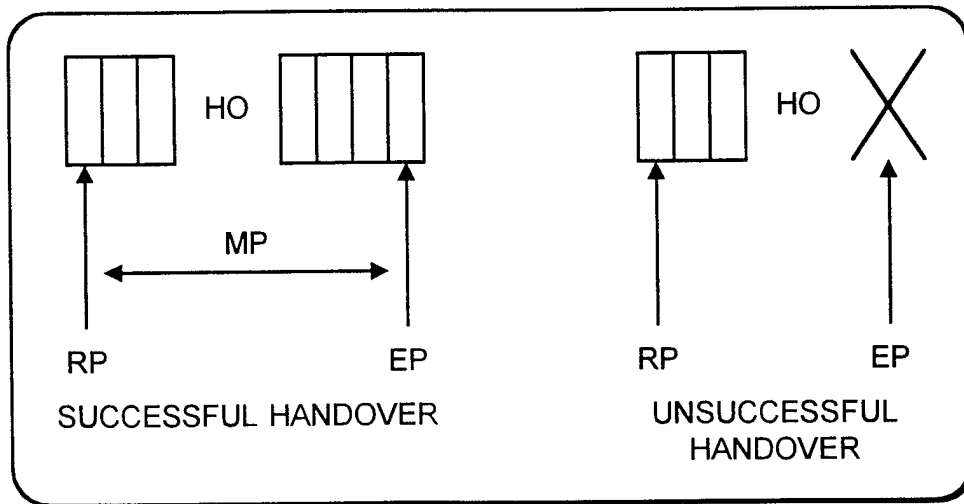
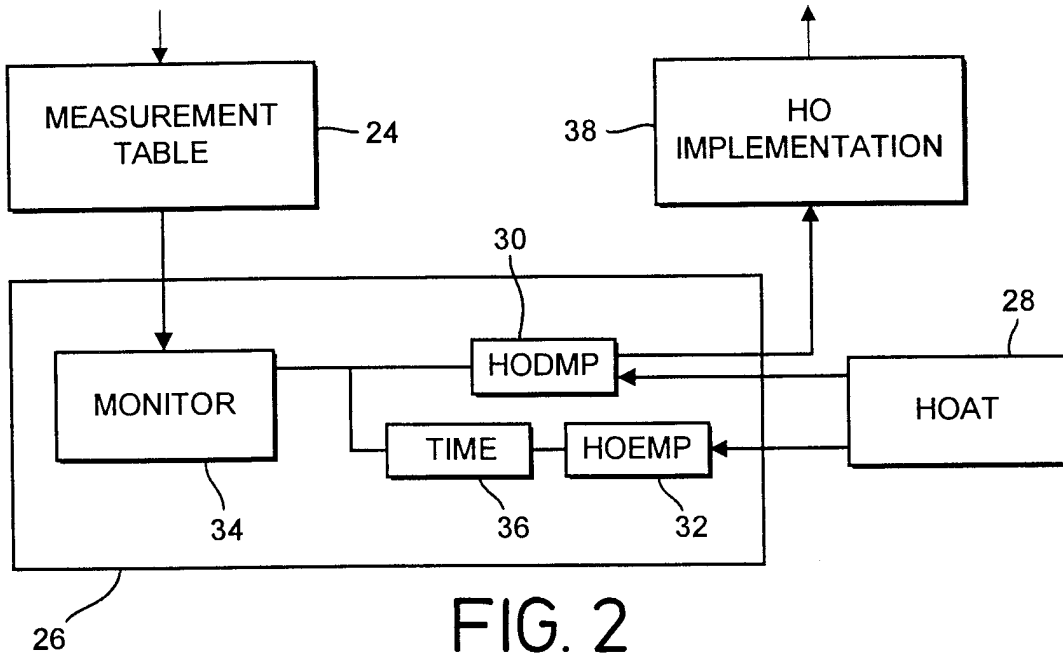


FIG. 1



INTERNATIONAL SEARCH REPORT

International Application No

PCT/EP 96/05413

A. CLASSIFICATION OF SUBJECT MATTER
IPC 6 H04Q7/38

According to International Patent Classification (IPC) or to both national classification and IPC

B. FIELDS SEARCHED

Minimum documentation searched (classification system followed by classification symbols)

IPC 6 H04Q

Documentation searched other than minimum documentation to the extent that such documents are included in the fields searched

Electronic data base consulted during the international search (name of data base and, where practical, search terms used)

C. DOCUMENTS CONSIDERED TO BE RELEVANT

Category	Citation of document, with indication, where appropriate, of the relevant passages	Relevant to claim No.
X	WO 93 26100 A (ERICSSON TELEFON AB L M) 23 December 1993	1, 9, 12
Y	see page 3, line 32 - page 4, line 16 see page 14, line 16 - page 14, line 29 see page 16, line 29 - page 17, line 6 see page 17, line 21 - page 17, line 22 see page 20, line 29 - page 21, line 18; figures 1, 2, 4	2, 10
Y	---	
Y	EP 0 666 699 A (NIPPON TELEGRAPH & TELEPHONE) 9 August 1995	2, 10
A	see page 6, line 49 - page 7, line 56 ---	1, 9, 12
	-/--	

Further documents are listed in the continuation of box C.

Patent family members are listed in annex.

° Special categories of cited documents :

- "A" document defining the general state of the art which is not considered to be of particular relevance
- "E" earlier document but published on or after the international filing date
- "L" document which may throw doubts on priority claim(s) or which is cited to establish the publication date of another citation or other special reason (as specified)
- "O" document referring to an oral disclosure, use, exhibition or other means
- "P" document published prior to the international filing date but later than the priority date claimed

- "T" later document published after the international filing date or priority date and not in conflict with the application but cited to understand the principle or theory underlying the invention
- "X" document of particular relevance; the claimed invention cannot be considered novel or cannot be considered to involve an inventive step when the document is taken alone
- "Y" document of particular relevance; the claimed invention cannot be considered to involve an inventive step when the document is combined with one or more other such documents, such combination being obvious to a person skilled in the art.
- "&" document member of the same patent family

Date of the actual completion of the international search

28 November 1997

Date of mailing of the international search report

- 8. 12. 97

Name and mailing address of the ISA
European Patent Office, P.B. 5818 Patentlaan 2
NL - 2280 HV Rijswijk
Tel. (+31-70) 340-2040, Tx. 31 651 epo nl,
Fax: (+31-70) 340-3016

Authorized officer

Schut, G

INTERNATIONAL SEARCH REPORT

International Application No
PCT/EP 96/05413

C.(Continuation) DOCUMENTS CONSIDERED TO BE RELEVANT		
Category	Citation of document, with indication, where appropriate, of the relevant passages	Relevant to claim No.
A	<p>WO 95 28808 A (NOKIA TELECOMMUNICATIONS OY ;AALTO RISTO (FI)) 26 October 1995 see page 7, line 32 - page 8, line 4 see page 8, line 34 - page 9, line 6 see page 9, line 12 - page 10, line 11 see page 15, line 19 - page 16, line 18 ---</p>	1,9,12
A	<p>EP 0 727 915 A (FUJITSU LTD) 21 August 1996 see column 2, line 48 - column 4, line 6 see column 7, line 37 - column 8, line 23; figures 5,8 ---</p>	5
A	<p>US 5 509 051 A (BARNETT CHARLES A ET AL) 16 April 1996 see column 5, line 29 - line 51 ---</p>	13,14
A	<p>US 5 499 387 A (CHAMBERT WILLIAM R G) 12 March 1996 see column 3, line 41 - column 4, line 63; figure 6 ---</p>	13,14
A	<p>WO 93 15569 A (COMARCO INC) 5 August 1993 see page 23, line 11 - line 22 -----</p>	13,14

INTERNATIONAL SEARCH REPORT

International application No.

PCT/EP 96/05413

Box I Observations where certain claims were found unsearchable (Continuation of item 1 of first sheet)

This International Search Report has not been established in respect of certain claims under Article 17(2)(a) for the following reasons:

1. Claims Nos.:
because they relate to subject matter not required to be searched by this Authority, namely:

2. Claims Nos.:
because they relate to parts of the International Application that do not comply with the prescribed requirements to such an extent that no meaningful International Search can be carried out, specifically:

3. Claims Nos.:
because they are dependent claims and are not drafted in accordance with the second and third sentences of Rule 6.4(a).

Box II Observations where unity of invention is lacking (Continuation of item 2 of first sheet)

This International Searching Authority found multiple inventions in this international application, as follows:

Group I: Claims 1-12 relate to improving the success rate of handovers in a mobile communications network.

Group II: Claims 13 and 14 relate to the collecting and updating of handover data in a mobile communications network.

1. As all required additional search fees were timely paid by the applicant, this International Search Report covers all searchable claims.

2. As all searchable claims could be searched without effort justifying an additional fee, this Authority did not invite payment of any additional fee.

3. As only some of the required additional search fees were timely paid by the applicant, this International Search Report covers only those claims for which fees were paid, specifically claims Nos.:

4. No required additional search fees were timely paid by the applicant. Consequently, this International Search Report is restricted to the invention first mentioned in the claims; it is covered by claims Nos.:

Remark on Protest

- The additional search fees were accompanied by the applicant's protest.
- No protest accompanied the payment of additional search fees.

INTERNATIONAL SEARCH REPORT

Information on patent family members

International Application No

PCT/EP 96/05413

Patent document cited in search report	Publication date	Patent family member(s)	Publication date
WO 9326100 A	23-12-93	AU 667381 B	21-03-96
		AU 4367993 A	04-01-94
		BR 9305554 A	18-10-94
		CA 2114410 A	23-12-93
		EP 0612450 A	31-08-94
		FI 940719 A	16-02-94
		JP 6509928 T	02-11-94
		MX 9303649 A	31-01-94
		NZ 253398 A	29-01-97
		SE 9201884 A	19-12-93
EP 0666699 A	09-08-95	JP 7222232 A	18-08-95
		JP 8009454 A	12-01-96
		CN 1115159 A	17-01-96
		US 5666655 A	09-09-97
		JP 8065730 A	08-03-96
WO 9528808 A	26-10-95	FI 941779 A	16-10-95
		AU 2259695 A	10-11-95
		CN 1146270 A	26-03-97
		EP 0755613 A	29-01-97
EP 0727915 A	21-08-96	JP 3268697 A	29-11-91
		CA 2038473 A	20-09-91
		CA 2038473 C	13-09-94
		DE 69122900 D	05-12-96
		DE 69122900 T	03-04-97
		EP 0448015 A	25-09-91
		US 5117502 A	26-05-92
US 5509051 A	16-04-96	NONE	
US 5499387 A	12-03-96	NONE	
WO 9315569 A	05-08-93	NONE	