



US00D736654S

(12) **United States Design Patent**  
**Monachon**

(10) **Patent No.:** **US D736,654 S**

(45) **Date of Patent:** **\*\* Aug. 18, 2015**

(54) **WATCH**

(71) Applicant: **OMEGA LTD.**, Biel/Bienne (CH)

(72) Inventor: **Jean-Claude Monachon**, Bevaix (CH)

(73) Assignee: **OMEGA LTD.**, Biel/Bienne (CH)

(\*\*) Term: **14 Years**

(21) Appl. No.: **29/468,899**

(22) Filed: **Oct. 4, 2013**

(30) **Foreign Application Priority Data**

Apr. 4, 2013 (WO) ..... DM/080 736

(51) **LOC (10) CI.** ..... **10-02**

(52) **U.S. CI.**

USPC ..... **D10/39**; D10/30; D10/126

(58) **Field of Classification Search**

USPC ..... D10/30-39, 1-29, 122-132

CPC ..... G04B 3/048; G04B 27/00; G04B 27/026;

G04B 37/00; G04B 37/0008; G04B 47/00;

G04B 47/06; G04C 3/001; G04C 3/002;

G04C 17/00; G04C 17/005; G04F 7/00;

G04F 7/08; G04F 7/0804; G04F 7/0866;

G04F 7/0871

See application file for complete search history.

(56) **References Cited**

**U.S. PATENT DOCUMENTS**

5,220,541 A \* 6/1993 Vuilleumier ..... 368/88

D357,192 S \* 4/1995 Schneider ..... D10/32

D358,101 S \* 5/1995 Scheufele ..... D10/32

5,473,580 A *	12/1995	Gilomen et al. ....	368/28
D447,705 S *	9/2001	Scheufele .....	D10/39
D520,384 S *	5/2006	Scheufele .....	D10/39
D536,994 S *	2/2007	Sugisawa et al. ....	D10/31
D540,195 S *	4/2007	Nussbaumer .....	D10/31
D590,274 S *	4/2009	Monachon .....	D10/31
D592,975 S *	5/2009	Markl .....	D10/32
D619,486 S *	7/2010	Cerrato .....	D10/126
7,905,655 B2 *	3/2011	Jolidon .....	368/101
D642,938 S *	8/2011	Lassigne .....	D10/38
D662,848 S *	7/2012	Ganz .....	D10/126
8,235,587 B2 *	8/2012	Hiranuma et al. ....	368/295
D684,486 S *	6/2013	Messmer et al. ....	D10/39
D686,092 S *	7/2013	Schoepfer .....	D10/39
D706,144 S *	6/2014	Monachon .....	D10/39
2012/0182838 A1 *	7/2012	Farron et al. ....	368/18

\* cited by examiner

*Primary Examiner* — Martie K Holtje

(74) *Attorney, Agent, or Firm* — Donald J. Ranft; Kristen A. Mogavero; Collen IP

(57) **CLAIM**

The ornamental design for a watch, as shown and described.

**DESCRIPTION**

FIG. 1 is a front right perspective view of a watch showing my new design;

FIG. 2 is a front view thereof;

FIG. 3 is a rear view thereof;

FIG. 4 is a left side view thereof;

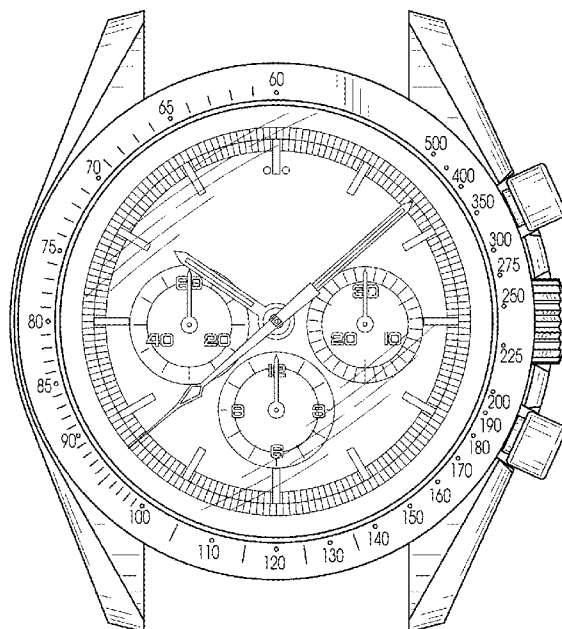
FIG. 5 is a right side view thereof;

FIG. 6 is a top view thereof; and,

FIG. 7 is a bottom view thereof.

The portions of the watch shown in broken lines form no part of the claimed design.

**1 Claim, 5 Drawing Sheets**



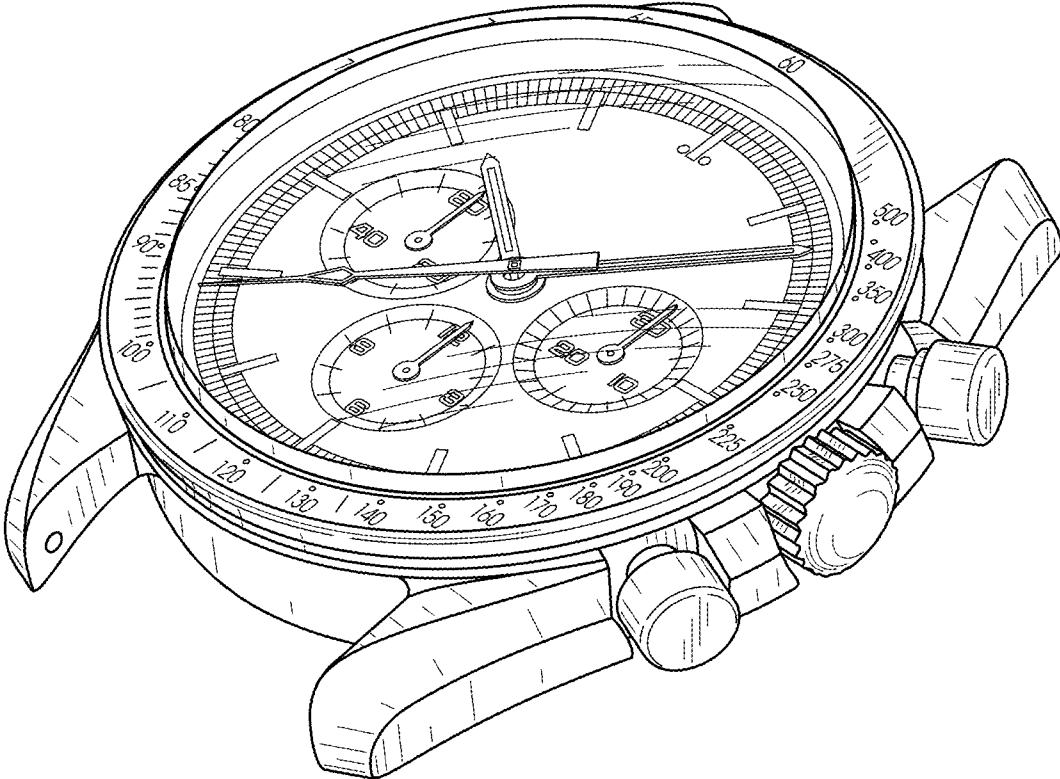


FIG. 1

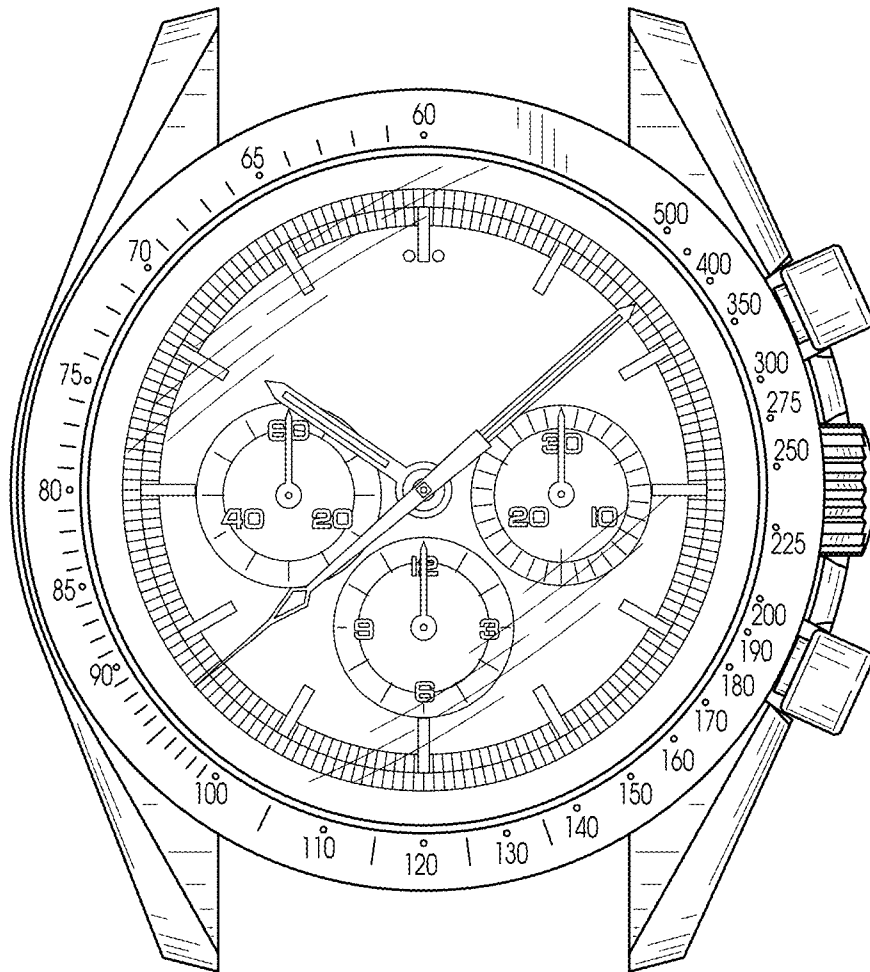


FIG. 2

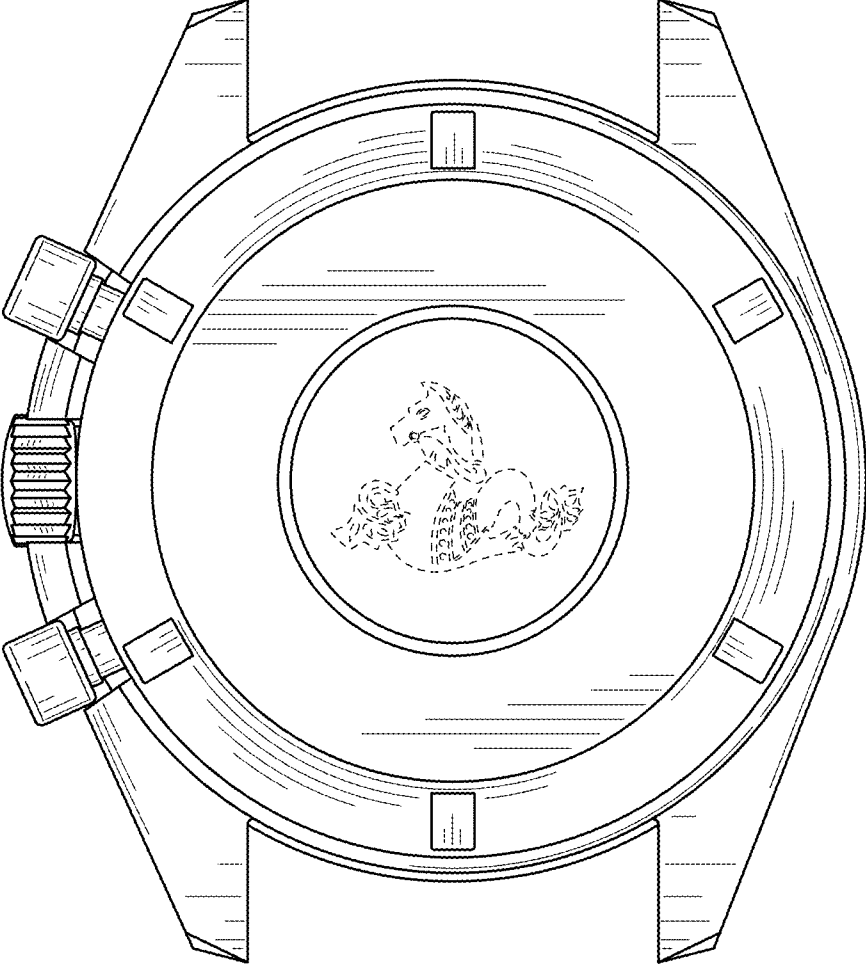


FIG. 3

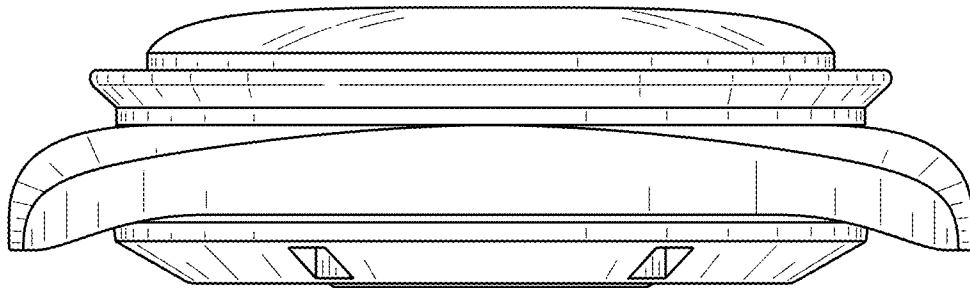


FIG. 4




FIG. 5

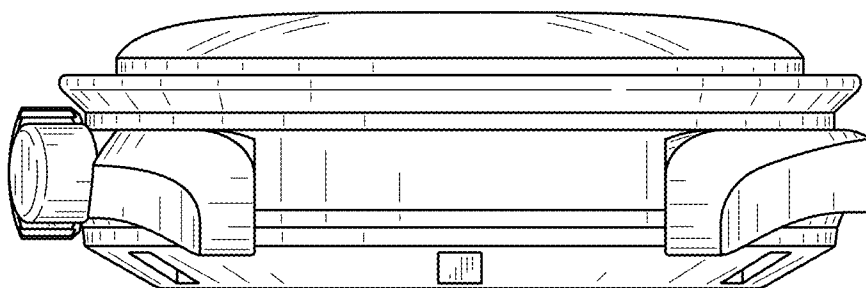


FIG. 6

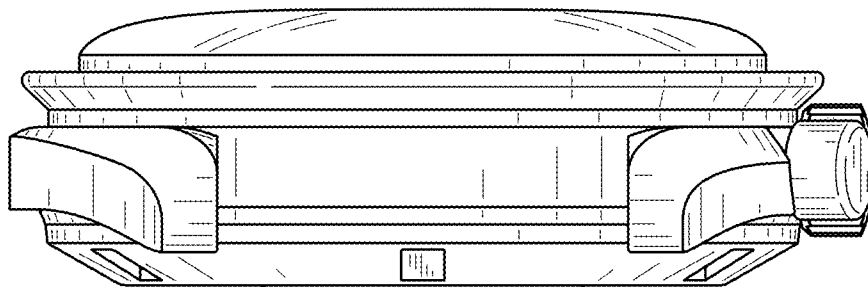


FIG. 7