



US00D808674S

(12) **United States Design Patent**
Handler et al.

(10) **Patent No.:** **US D808,674 S**

(45) **Date of Patent:** **** Jan. 30, 2018**

(54) **STOOL**

(71) Applicants: **Sheryl Handler**, Cambridge, MA (US);
Nadine M. Volicer, Boston, MA (US);
Carl Martinez, Easton, PA (US); **Kelly Louise Casilio**, West Newton, MA (US)

(72) Inventors: **Sheryl Handler**, Cambridge, MA (US);
Nadine M. Volicer, Boston, MA (US);
Carl Martinez, Easton, PA (US); **Kelly Louise Casilio**, West Newton, MA (US)

(**) Term: **15 Years**

(21) Appl. No.: **29/574,433**

(22) Filed: **Aug. 15, 2016**

Related U.S. Application Data

(62) Division of application No. 29/502,593, filed on Sep. 17, 2014, now Pat. No. Des. 764,196.

(51) **LOC (11) Cl.** **06-01**

(52) **U.S. Cl.**
USPC **D6/352**

(58) **Field of Classification Search**
USPC D6/334, 349-355, 358, 360-368,
D6/371-374, 403, 405, 601, 604, 657,
D6/675.4, 685, 688.17, 690, 691-691.9,
D6/692-692.6, 693-693.3, 695, 708,
D6/708.15-708.25, 709.11; D25/62-65
CPC A47C 9/00-9/105; A47C 7/00-7/02; A47C
16/00-16/04; A47C 11/00; A47C 3/18;
A47C 3/20; A47C 12/00; A47C 13/00
See application file for complete search history.

(56) **References Cited**

U.S. PATENT DOCUMENTS

D93,968 S * 12/1934 Brower D6/692.3
D127,494 S 5/1941 Wesling

D151,984 S 12/1948 Guertin
D156,463 S 12/1949 Rita
3,312,437 A * 4/1967 Barth A47C 3/029
248/158
3,536,359 A 10/1970 Amos
D234,477 S 3/1975 Lockhardt et al.
D235,472 S * 6/1975 Geisler D26/68
D237,564 S 11/1975 Layton
D275,155 S 8/1984 Carlin

(Continued)

OTHER PUBLICATIONS

Holland Bar Stool. [online] Retrieved Aug. 14, 2017 from URL:
http://www.gotowebstore.com/422PT36RBGA1.*

(Continued)

Primary Examiner — Vy N Koenig
(74) *Attorney, Agent, or Firm* — Wolf, Greenfield &
Sacks, P.C.

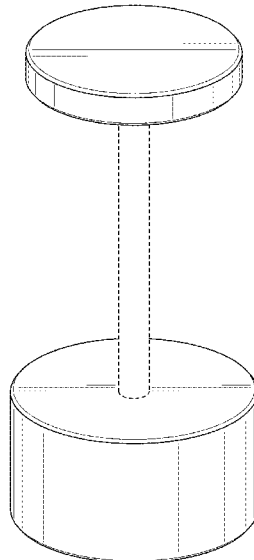
(57) **CLAIM**

The ornamental design for a stool, as shown and described.

DESCRIPTION

FIG. 1 is a top, front, perspective view of a stool showing our new design;
FIG. 2 is a left side elevation view thereof;
FIG. 3 is a right side elevation view thereof;
FIG. 4 is a front elevation view thereof;
FIG. 5 is a rear elevation view thereof;
FIG. 6 is a top plan view thereof; and,
FIG. 7 is a bottom plan view thereof.
The dashed broken lines of the figures represent unclaimed portions of the stool and form no part of the claimed design. The dash-dot broken lines define boundaries of the claimed design, and form no part of the claimed design.

1 Claim, 6 Drawing Sheets



(56)

References Cited

U.S. PATENT DOCUMENTS

| | | | |
|----------------|---------|------------------|------------|
| D280,580 S | 9/1985 | Appel et al. | |
| D283,856 S | 5/1986 | Elmaleh | |
| D292,250 S | 10/1987 | Finkelstein | |
| 4,740,034 A * | 4/1988 | Snyder | A47C 9/00 |
| | | | 248/345.1 |
| 4,929,021 A * | 5/1990 | Kaye | A47C 7/725 |
| | | | 108/150 |
| D313,896 S * | 1/1991 | Kaye | D6/360 |
| D333,056 S * | 2/1993 | Kaye | D6/360 |
| 5,425,313 A | 6/1995 | Rowan | |
| 5,893,604 A * | 4/1999 | Yao | A47C 5/10 |
| | | | 108/118 |
| D442,073 S | 5/2001 | Lyndon | |
| D450,496 S | 11/2001 | Schwartz et al. | |
| 6,467,843 B1 * | 10/2002 | Rosborough | A47C 3/34 |
| | | | 108/150 |
| D523,251 S | 6/2006 | Parpala | |
| D530,109 S | 10/2006 | Barrett | |
| D625,039 S * | 10/2010 | Citterio | D26/93 |
| D653,059 S | 1/2012 | Birch | |
| D664,779 S | 8/2012 | Weber et al. | |
| D668,464 S * | 10/2012 | Du | D6/353 |
| D683,975 S | 6/2013 | Starck | |

| | | | |
|-------------------|---------|-------------------|------------|
| D686,829 S * | 7/2013 | Elmaleh | D6/352 |
| D708,541 S * | 7/2014 | Norendzayan | D11/41 |
| D720,143 S | 12/2014 | Barber et al. | |
| D721,526 S | 1/2015 | Bosman | |
| D745,287 S * | 12/2015 | Chadwick | D6/352 |
| D746,073 S * | 12/2015 | Elmaleh | D6/349 |
| D748,924 S * | 2/2016 | Walser | D6/352 |
| D764,196 S | 8/2016 | Handler et al. | |
| D764,200 S * | 8/2016 | Elmaleh | D6/349 |
| D779,706 S * | 2/2017 | Starck | D26/93 |
| D780,492 S * | 3/2017 | Terada | D6/349 |
| D780,982 S * | 3/2017 | Starck | D26/93 |
| D790,748 S * | 6/2017 | Starck | D26/93 |
| 2010/0117261 A1 * | 5/2010 | Bidwell | A47C 11/00 |
| | | | 264/239 |

OTHER PUBLICATIONS

Modern Adjustable 360 Swivel Counter. [online] Retrieved Aug. 14, 2017 from URL: <https://www.bonanza.com/listings/Modern-Adjustable-360-Swivel-Counter-Waterproof-Table-66Lb-Capacity-Bar-Stools/471307628>.*

U.S. Appl. No. 29/575,033, filed Aug. 22, 2016, Handler et al.

* cited by examiner

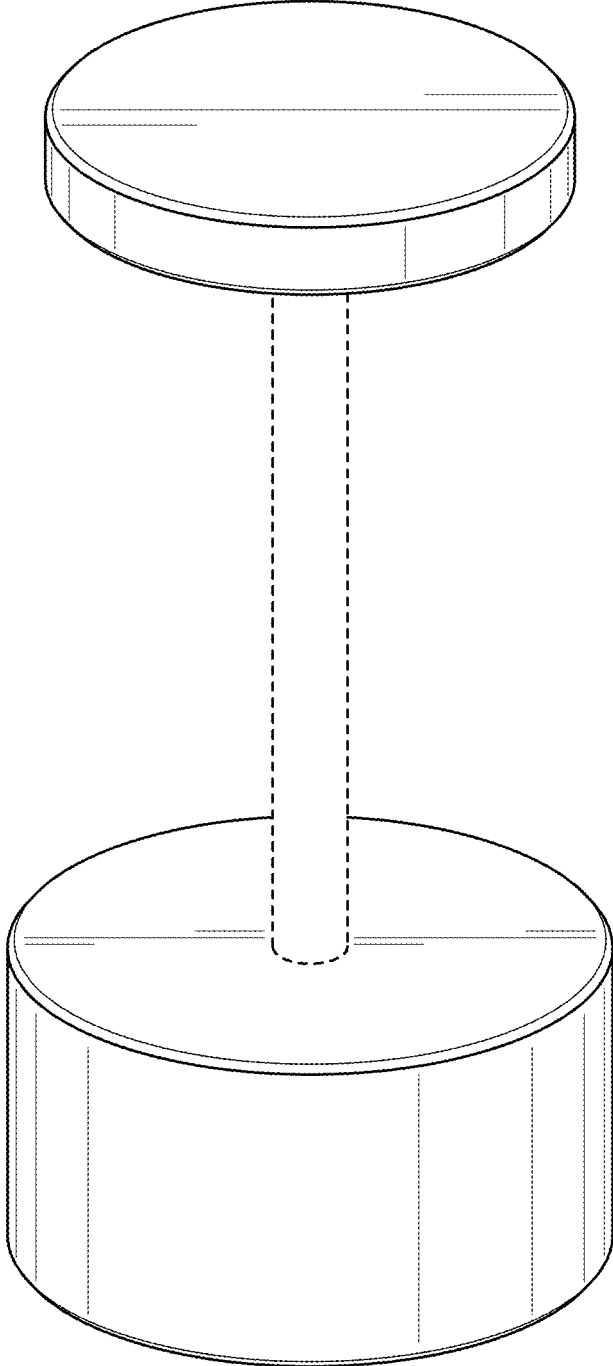


FIG. 1

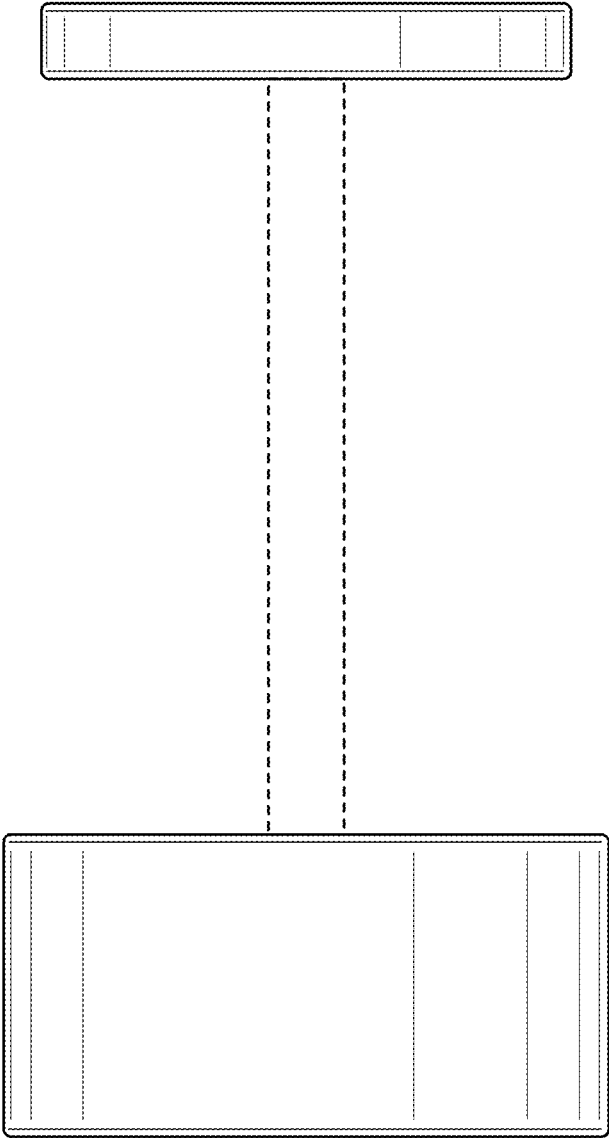


FIG. 2

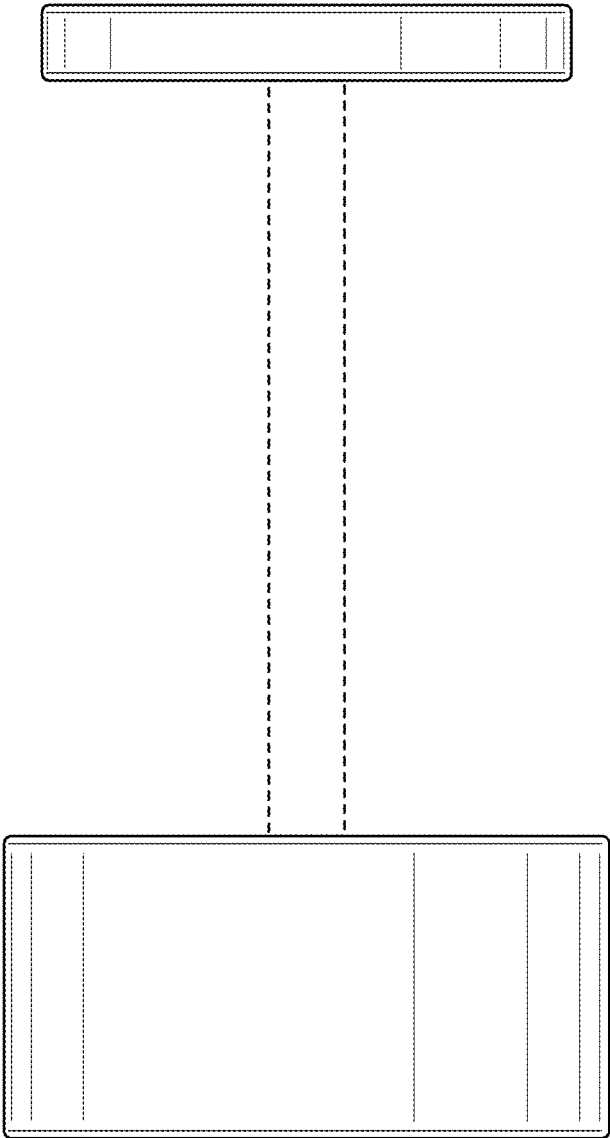


FIG. 3

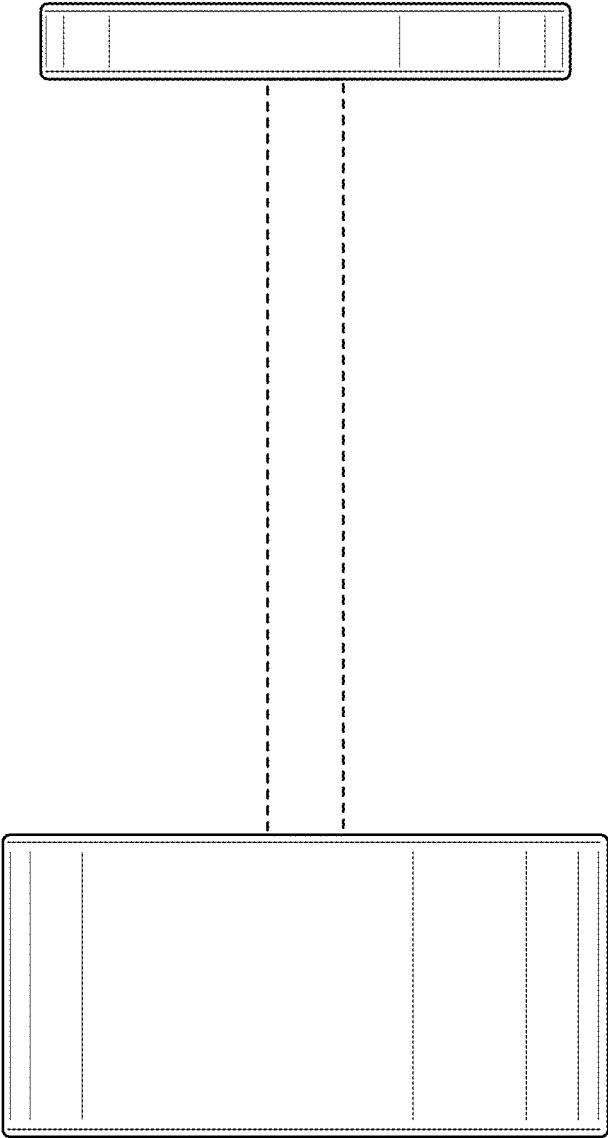


FIG. 4

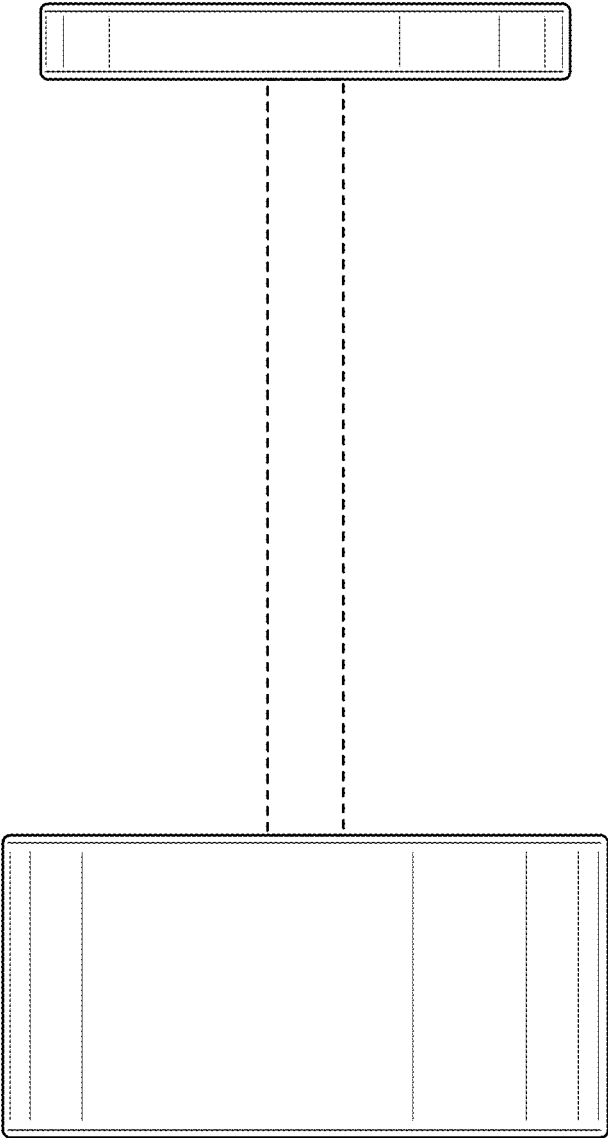


FIG. 5

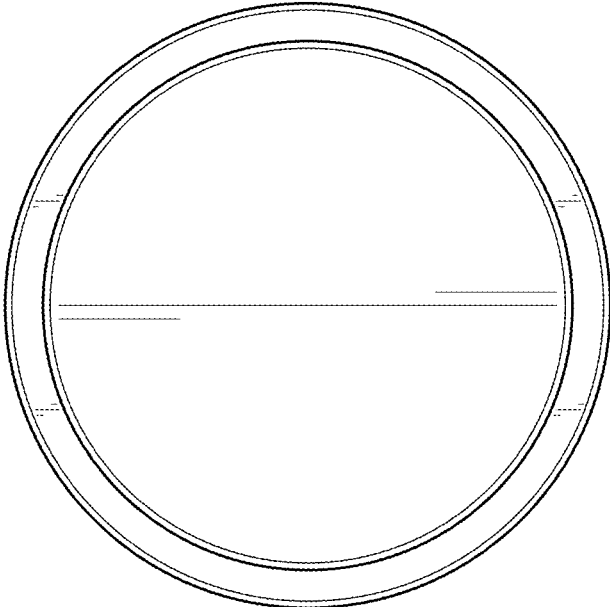


FIG. 6

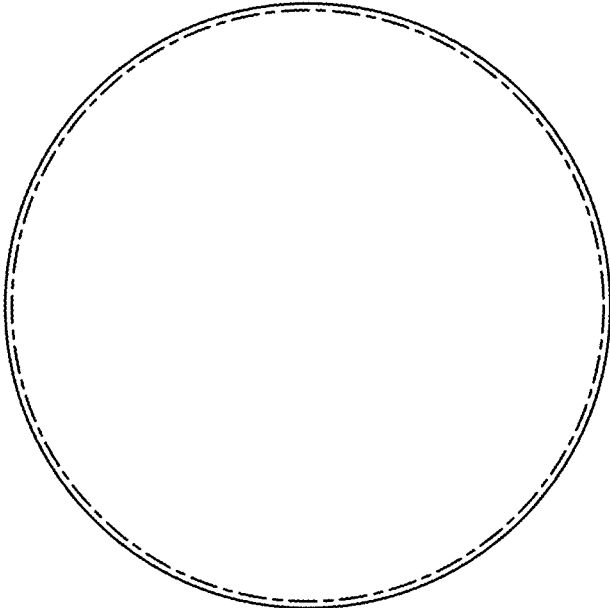


FIG. 7