



US00D346690S

United States Patent [19]

Crowley et al.

[11] Patent Number: **Des. 346,690**

[45] Date of Patent: **** May 10, 1994**

[54] **SHOE UPPER**

[75] Inventors: **Kevin J. Crowley**, Brentwood, N.H.;
Lyuba Gitelman, Hamden, Conn.

[73] Assignee: **FILA U.S.A. INC.**, Hunter Valley,
Md.

[**] Term: **14 Years**

[21] Appl. No.: **3,878**

[22] Filed: **Jan. 21, 1993**

[52] U.S. Cl. **D2/970; D2/902**

[58] Field of Search **D2/896, 902, 907-912;**
36/45, 83, 84, 89, 100-107, 112-114, 132, 136

[56] **References Cited**

U.S. PATENT DOCUMENTS

- D. 283,366 4/1986 Chassaing D2/902
- D. 311,635 10/1990 Claveria D2/970

- D. 321,085 10/1991 Rogers D2/970
- D. 324,132 2/1992 Rogers D2/970
- D. 331,486 12/1992 Dahlsten et al. D2/970

Primary Examiner—Louis S. Zarfaz
Attorney, Agent, or Firm—Martin Smolowitz

[57] **CLAIM**

The ornamental design of a shoe upper, as shown and described.

DESCRIPTION

FIG. 1 is a top front and right side perspective view of the shoe upper showing our new design, with a portion of the sole in phantom lines for environmental purposes only;

FIG. 2 is a top plan view thereof;

FIG. 3 is a left side view thereof;

FIG. 4 is a front view thereof;

FIG. 5 is a rear view thereof; and,

FIG. 6 is a bottom plan view thereof.

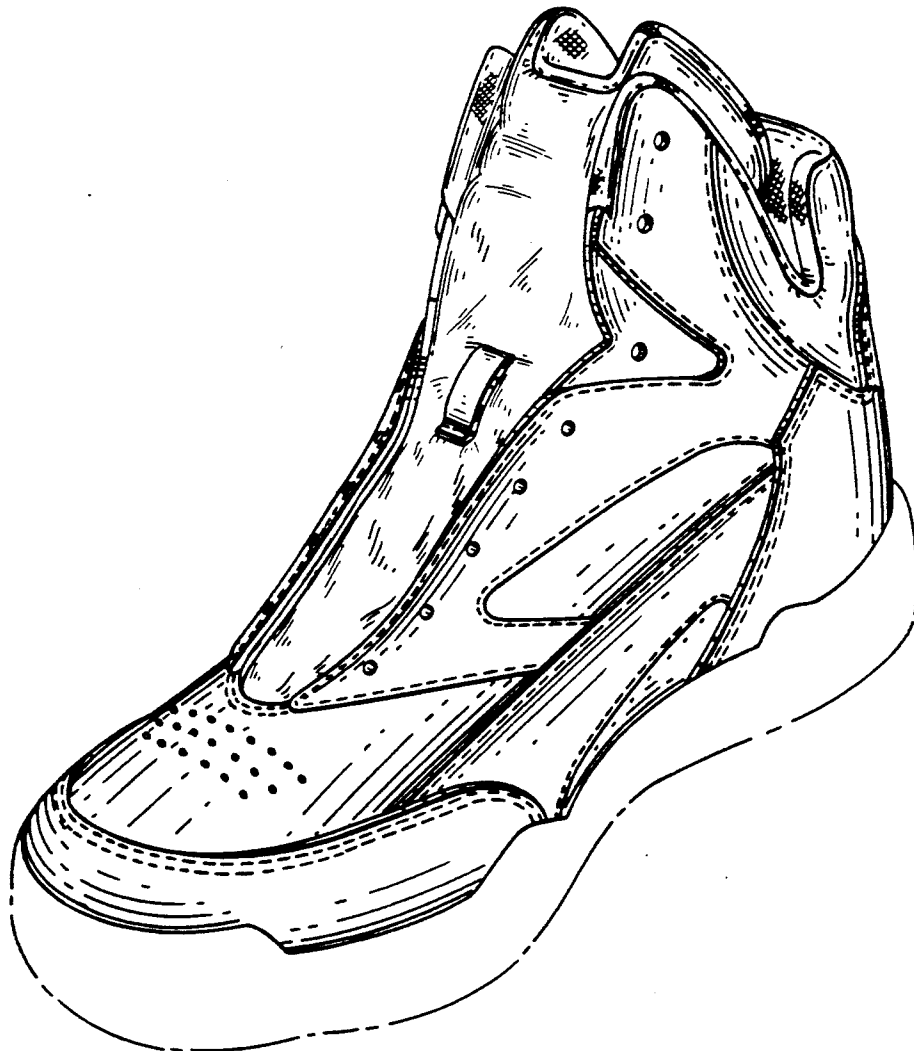


FIG. 1




FIG. 2

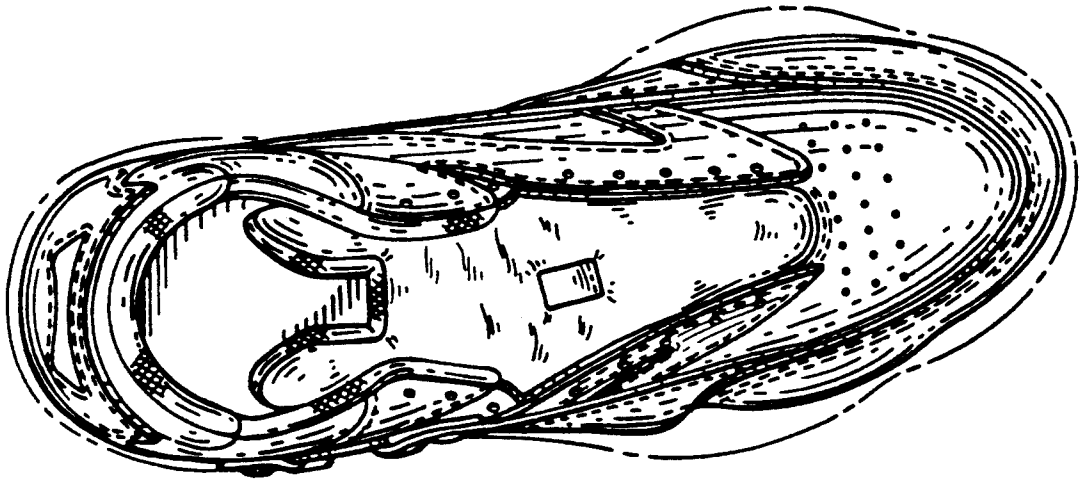
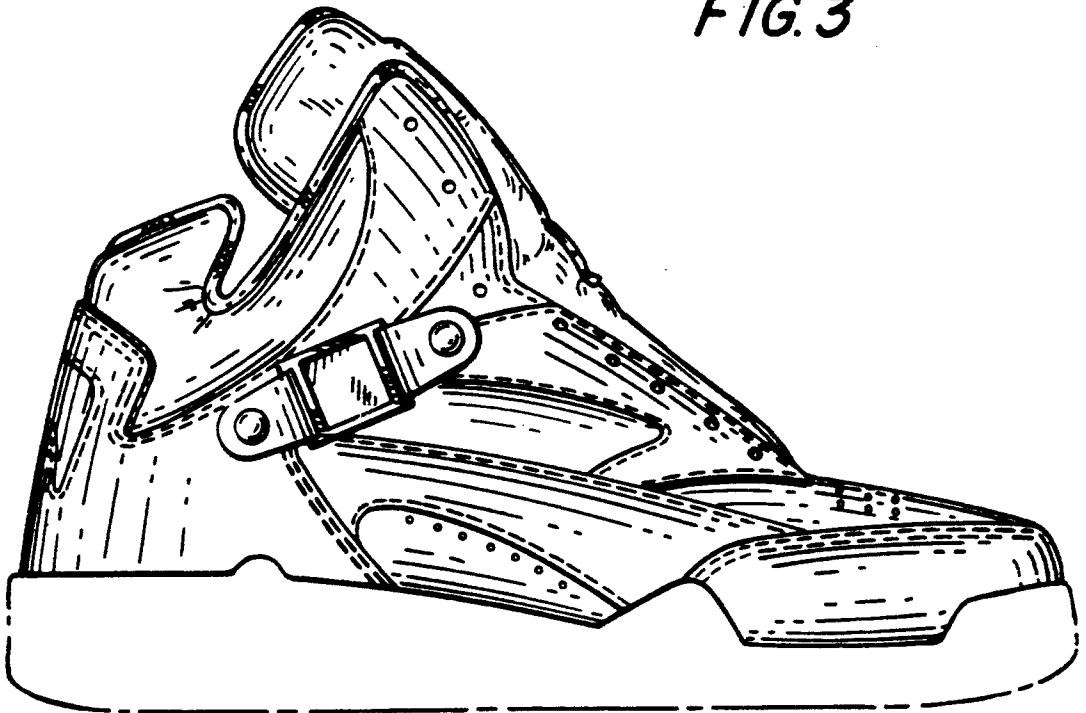


FIG. 3



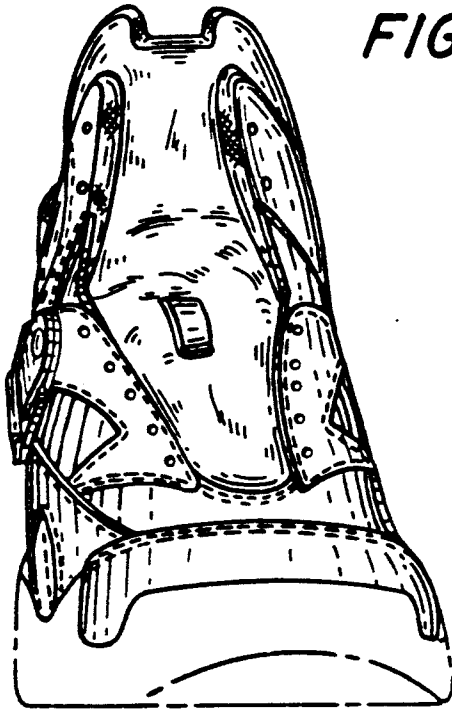


FIG. 4




FIG. 5




FIG. 6