



US00D562921S

(12) **United States Design Patent**
Nguyen et al.

(10) **Patent No.:** **US D562,921 S**

(45) **Date of Patent:** **** Feb. 26, 2008**

(54) **GOLF CLUB HEAD**

(75) Inventors: **Vinh-Duy Thai Nguyen**, Lake Forest, CA (US); **Atsuo Tateno**, Shinagawa-ku (JP)

(73) Assignee: **Bridgestone Sports Co., Ltd.**, Tokyo (JP)

(**) Term: **14 Years**

(21) Appl. No.: **29/247,149**

(22) Filed: **Jun. 1, 2006**

(51) **LOC (8) CL.** **21-02**

(52) **U.S. CL.** **D21/742**

(58) **Field of Classification Search** D21/736-746, D21/759; 473/324-331, 340, 341, 251-256

See application file for complete search history.

(56) **References Cited**

U.S. PATENT DOCUMENTS

D207,227 S	3/1967	Solheim	
D239,951 S	5/1976	Carrier	
D389,207 S	1/1998	Cameron	
D394,689 S	5/1998	Sheets	
D396,081 S	7/1998	Sheets	
D396,258 S	7/1998	Sheets	
D399,899 S	10/1998	Sizemore, Jr.	
D400,944 S	11/1998	Atonious	
D426,599 S *	6/2000	Morgan et al.	D21/736
D426,600 S *	6/2000	Valentine	D21/736
D439,295 S	3/2001	Sizemore, Jr.	
D443,906 S *	6/2001	Hettinger et al.	D21/743
D449,085 S *	10/2001	Breier et al.	D21/744
D465,002 S *	10/2002	Long	D21/759

D466,171 S	11/2002	Bradshaw	
D478,142 S	8/2003	Toulon et al.	
D485,320 S *	1/2004	Breier et al.	D21/736
D498,276 S *	11/2004	Schweigert et al.	D21/743
D500,823 S *	1/2005	Aldrich	D21/759
D502,235 S	2/2005	Burrows	
D503,762 S *	4/2005	Wood	D21/759
D521,580 S *	5/2006	Burrows	D21/736
D533,613 S *	12/2006	Byrne et al.	D21/759
D533,913 S *	12/2006	Byrne et al.	D21/759

FOREIGN PATENT DOCUMENTS

JP S 1084113 9/2000

* cited by examiner

Primary Examiner—Mitchell Siegel

(74) *Attorney, Agent, or Firm*—Paul, Hastings, Janofsky & Walker LLP

(57) **CLAIM**

The ornamental design for a golf club head, as shown and described.

DESCRIPTION

FIG. 1 is a perspective view of the golf club head; FIG. 2 is a left side elevational view of the golf club head; FIG. 3 is a right side elevational view of the golf club head; FIG. 4 is a rear elevational view of the golf club head; FIG. 5 is a top view of the golf club head; FIG. 6 is a bottom view of the golf club head; and, FIG. 7 is a front elevational view of the golf club head.

1 Claim, 7 Drawing Sheets

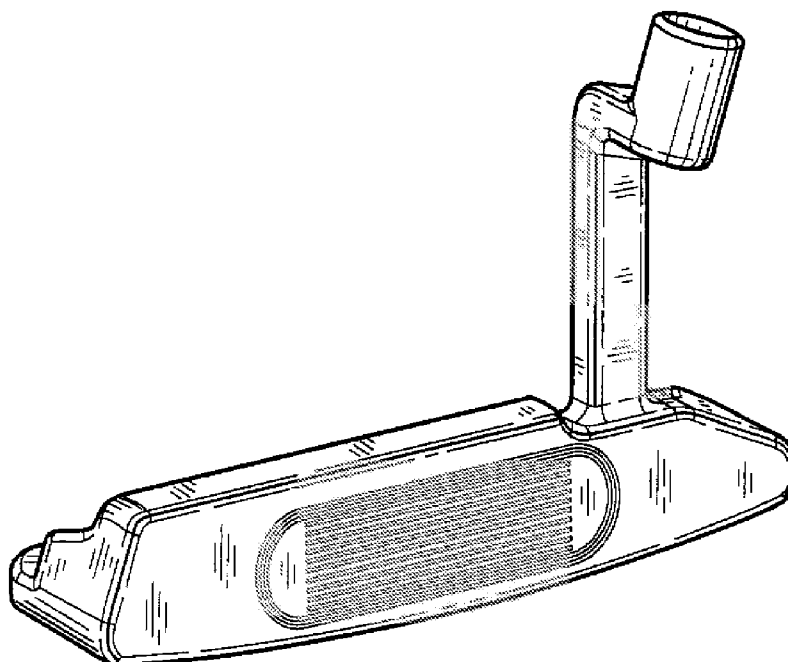


FIG. 1

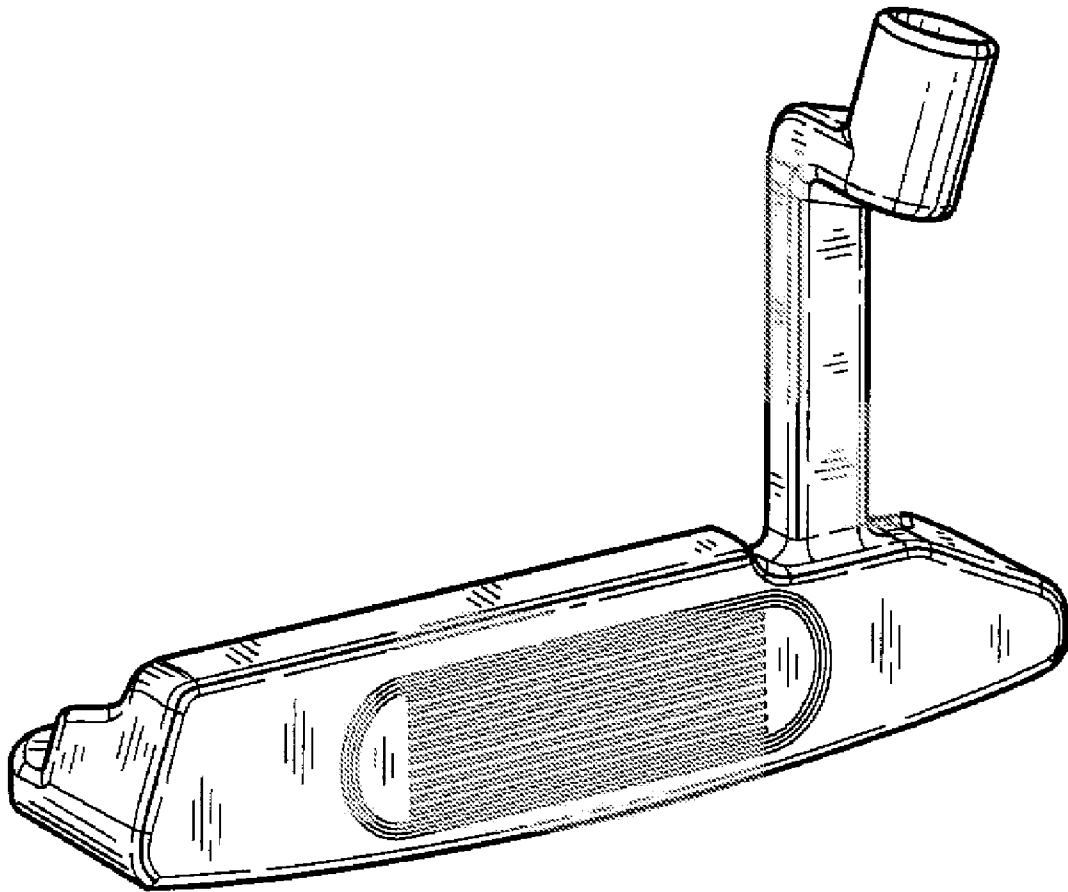


FIG. 2




FIG. 3

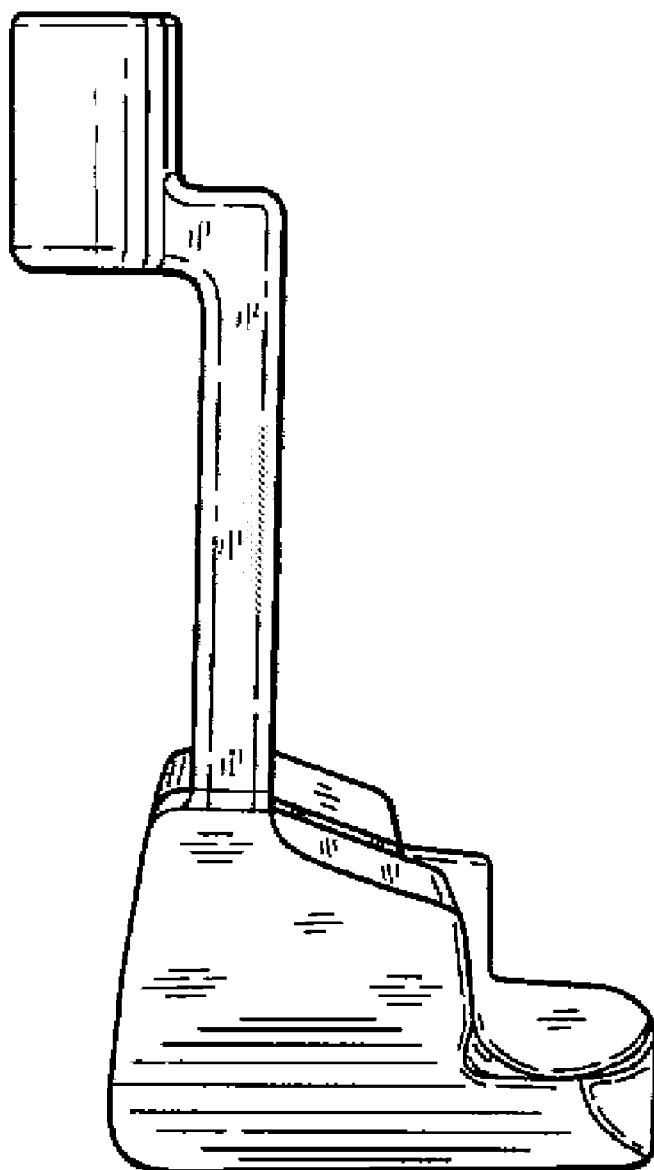


FIG. 4

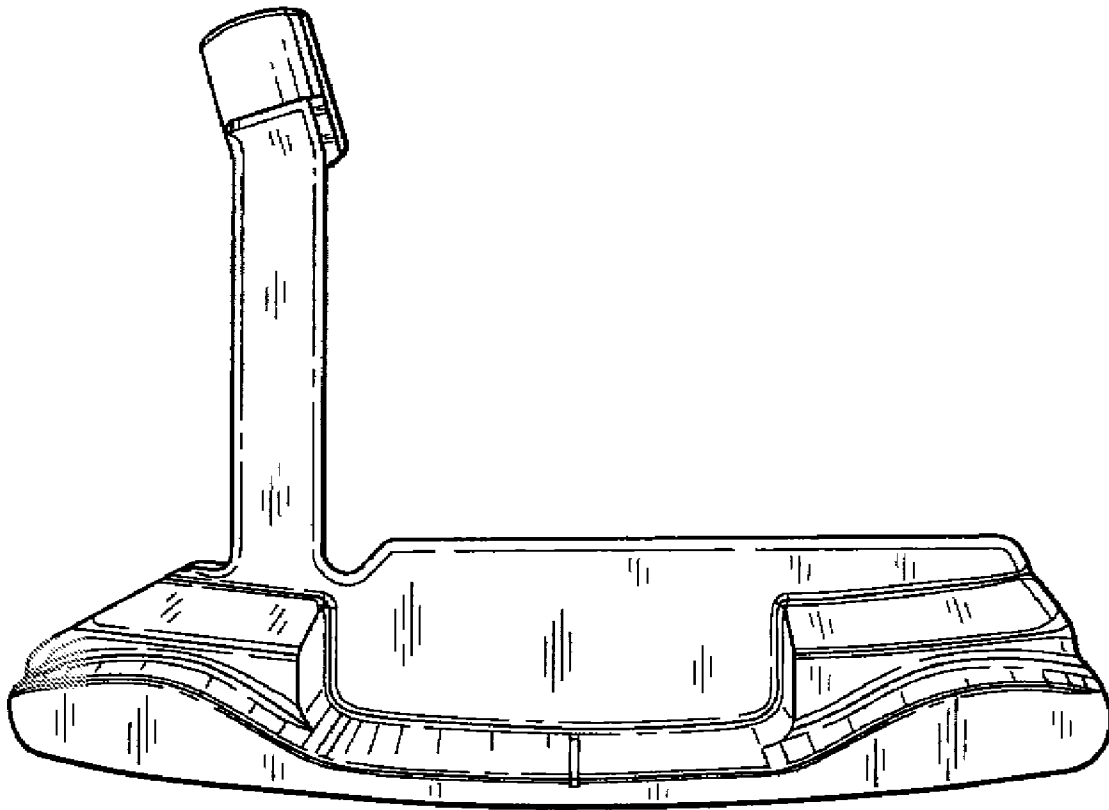


FIG. 5

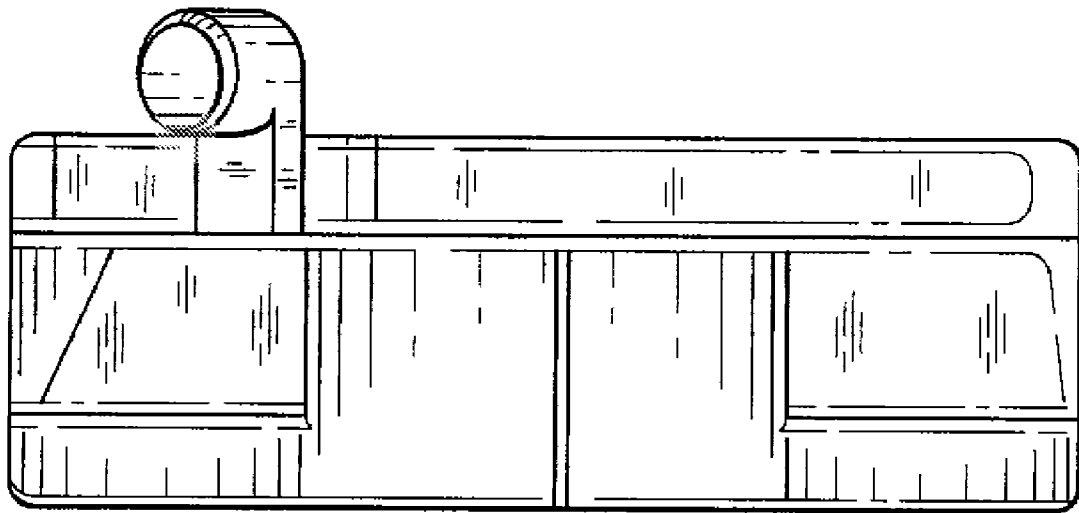


FIG. 6

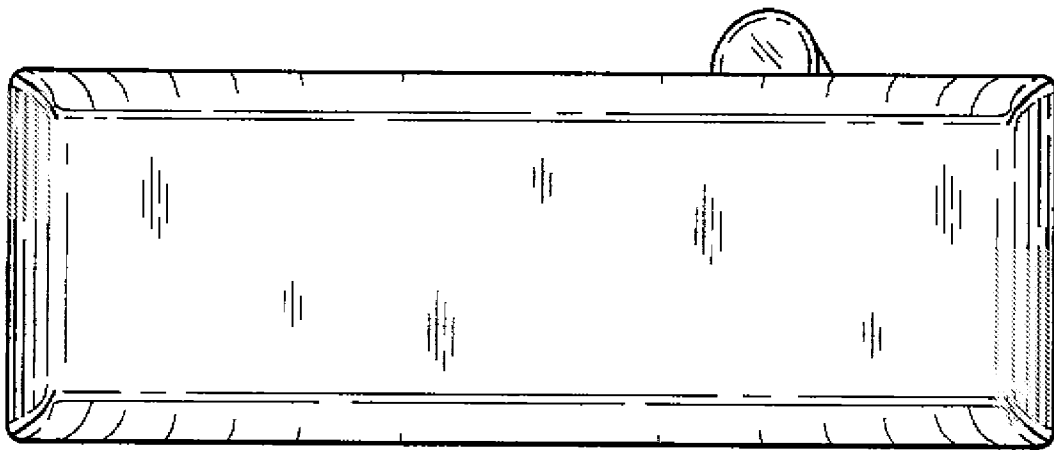


FIG. 7

