



(12) **United States Design Patent**  
**Seo et al.**

(10) **Patent No.:** **US D906,500 S**  
(45) **Date of Patent:** **\*\* Dec. 29, 2020**

(54) **MINI-HUMIDIFIER**  
(71) Applicant: **MIRO CO., LTD.**, Incheon (KR)  
(72) Inventors: **Dong Jin Seo**, Incheon (KR); **Yong Ju Oh**, Incheon (KR); **Min Seok Kim**, Incheon (KR)  
(73) Assignee: **MIRO CO., LTD.**, Incheon (KR)  
(\*\*) Term: **15 Years**  
(21) Appl. No.: **29/677,549**  
(22) Filed: **Jan. 22, 2019**

8,758,680 B2 \* 6/2014 Hishida ..... A61L 9/122  
422/5  
D798,430 S \* 9/2017 Nord ..... D23/364  
D837,354 S \* 1/2019 Su ..... D23/364  
D849,218 S \* 5/2019 Liang ..... D23/356  
D850,596 S \* 6/2019 Wu ..... D23/366  
D854,134 S \* 7/2019 Jessup ..... D23/364  
D864,367 S \* 10/2019 Chen ..... D23/356  
D864,368 S \* 10/2019 Chen ..... D23/356  
D865,149 S \* 10/2019 Lin ..... D23/364  
D872,846 S \* 1/2020 Jessup ..... D23/364  
2012/0093683 A1 \* 4/2012 Hishida ..... A61L 9/122  
422/4  
2017/0138622 A1 \* 5/2017 Wang ..... F24F 13/20

\* cited by examiner

*Primary Examiner* — David G Muller  
(74) *Attorney, Agent, or Firm* — Novick, Kim & Lee, PLLC; Sang Ho Lee; Hyun Woo Shin

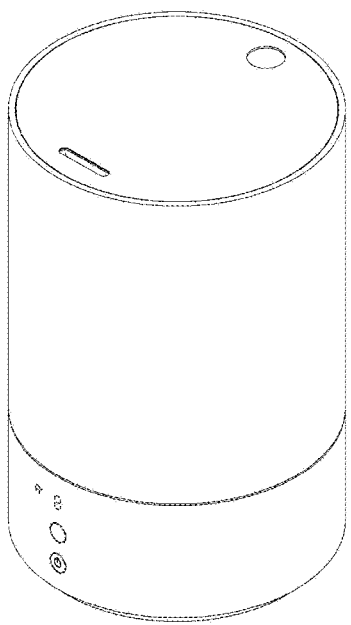
(30) **Foreign Application Priority Data**  
Jul. 19, 2018 (KR) ..... 30-2018-0033555  
(51) **LOC (12) Cl.** ..... **23-04**  
(52) **U.S. Cl.**  
USPC ..... **D23/356**  
(58) **Field of Classification Search**  
USPC ..... D23/355–366, 352, 369, 332, 333, 335,  
D23/336, 342, 351; 422/120, 122;  
96/97; 261/DIG. 17, DIG. 65, DIG. 88,  
261/DIG. 31  
CPC .. A61L 9/16; A61L 9/22; B01D 47/00; B01D  
47/027; B01D 2221/02; B01D 2259/4508;  
B03C 3/155; B03C 3/368; F24F 3/16;  
F24F 13/20; F24F 13/28; F24F  
2001/0096  
See application file for complete search history.

(57) **CLAIM**  
We claim the ornamental design for a mini-humidifier, as shown and described.

**DESCRIPTION**  
FIG. 1 is a perspective view of a mini-humidifier, showing our new design;  
FIG. 2 is a front elevational view thereof;  
FIG. 3 is a rear elevational view thereof;  
FIG. 4 is a left side elevational view thereof;  
FIG. 5 is a right side elevational view thereof;  
FIG. 6 is a top plan view thereof;  
FIG. 7 is a bottom plan view thereof; and,  
FIG. 8 is a reference view thereof showing the mini-humidifier in an open configuration wherein a top cover is removed.  
The broken lines in the drawings show portions of the mini-humidifier which form no part of the claimed design.

(56) **References Cited**  
U.S. PATENT DOCUMENTS  
D681,791 S \* 5/2013 Jorgensen ..... D23/366  
D700,692 S \* 3/2014 Engelhardt ..... D23/360

**1 Claim, 7 Drawing Sheets**



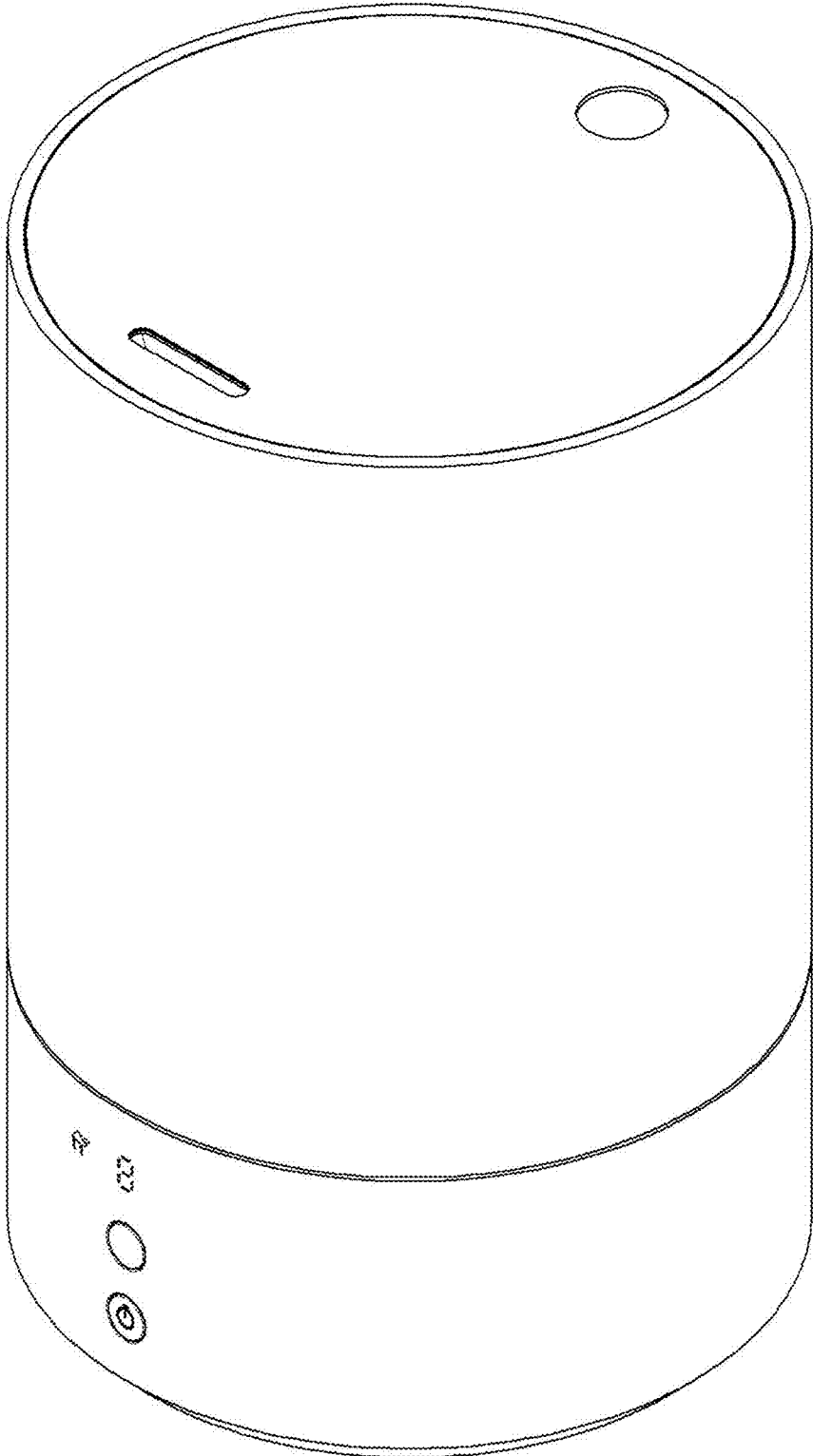


FIG. 1




FIG. 2




FIG. 3

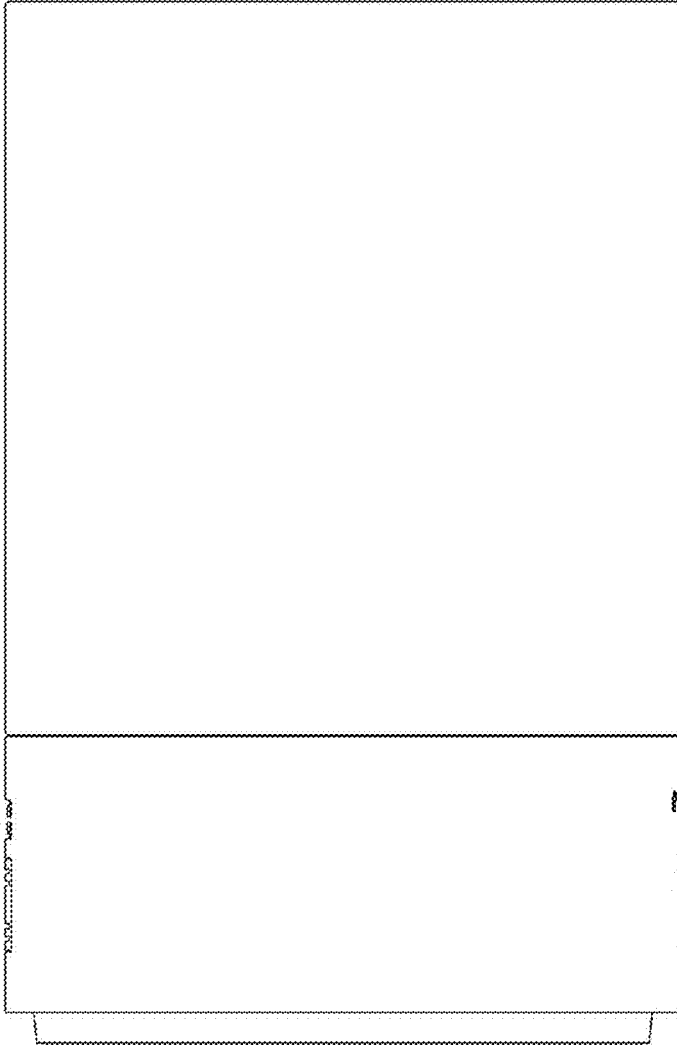


FIG. 4



FIG. 5

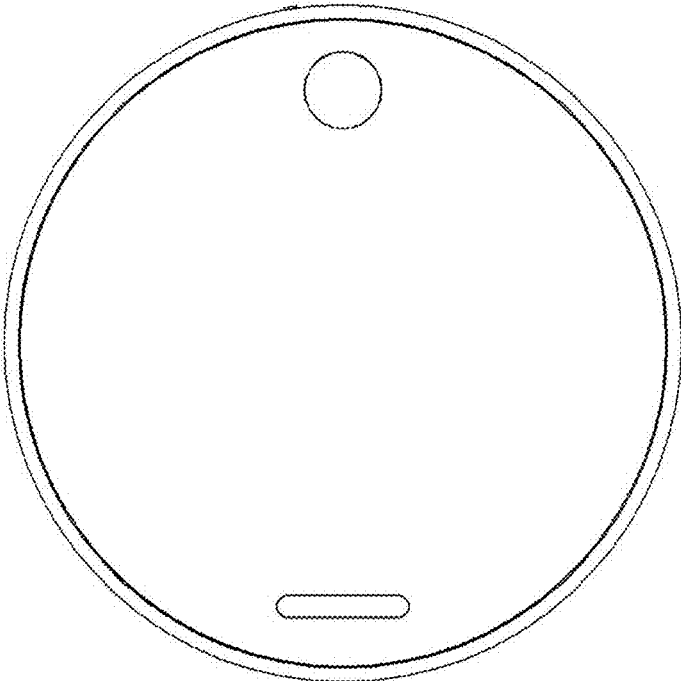


FIG. 6

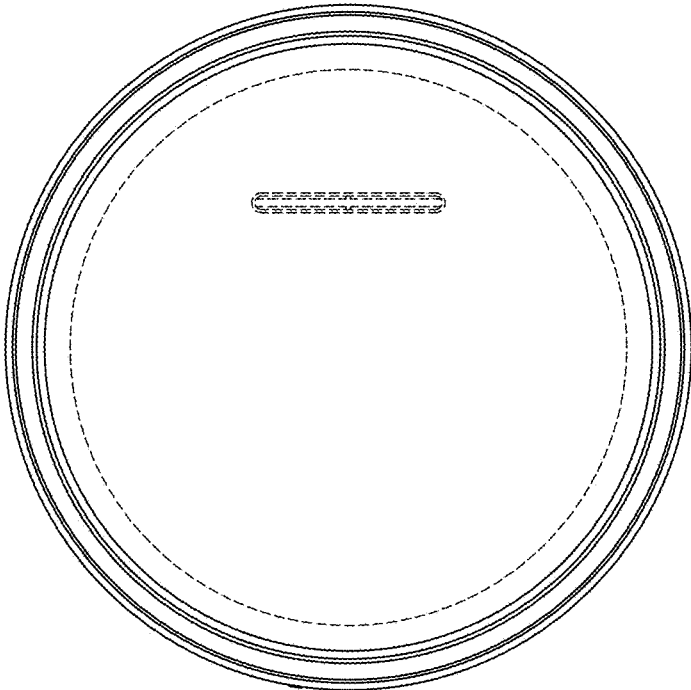


FIG. 7

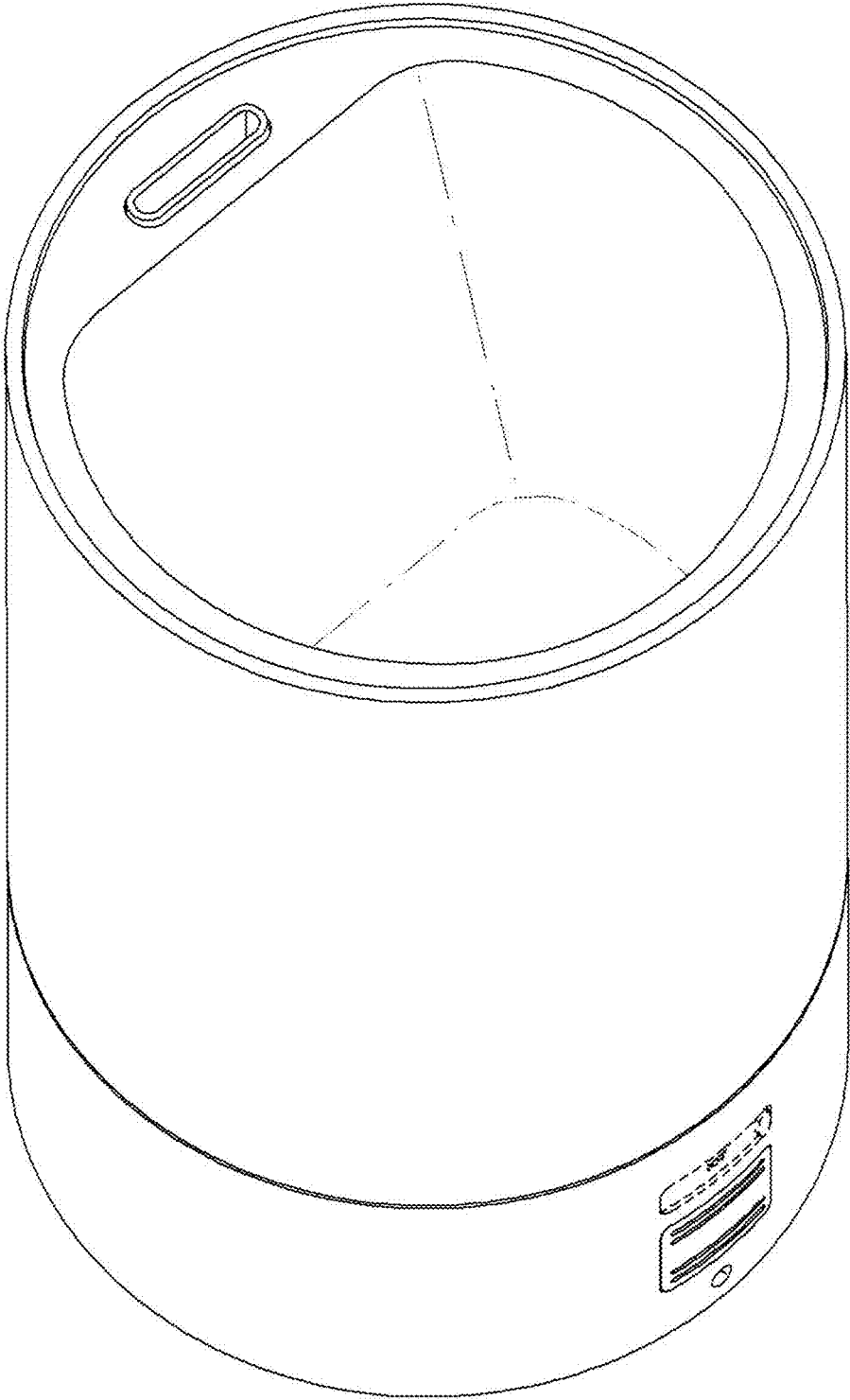


FIG. 8