



US00D833443S

(12) **United States Design Patent**  
**Wadsworth et al.**

(10) **Patent No.:** **US D833,443 S**

(45) **Date of Patent:** **\*\* Nov. 13, 2018**

- (54) **OVERLAY**
- (71) Applicant: **Belkin International, Inc.**, Playa Vista, CA (US)
- (72) Inventors: **John F. Wadsworth**, Burbank, CA (US); **David A. Kleeman**, Marina del Rey, CA (US); **Yuhua Lin**, Changzhou (CN)
- (73) Assignee: **BELKIN INTERNATIONAL, INC.**, Playa Vista, CA (US)
- (\*\*) Term: **15 Years**
- (21) Appl. No.: **29/638,314**
- (22) Filed: **Feb. 26, 2018**

**Related U.S. Application Data**

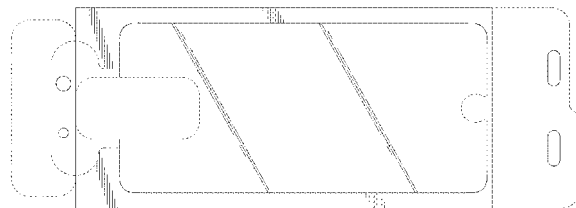
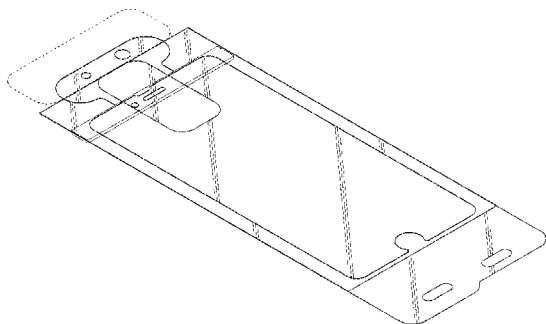
- (62) Division of application No. 29/566,358, filed on May 27, 2016, now Pat. No. Des. 811,408.
- (51) **LOC (11) CL.** ..... **14-02**
- (52) **U.S. CL.**  
USPC ..... **D14/432**
- (58) **Field of Classification Search**  
USPC ..... D14/316-319, 432-439, 442, 451-454, D14/496, 495, 391, 385, 367, 356; D8/331, 330; D18/50, 4.6, 4.5; 439/630, 439/635, 639, 160; 360/2; 235/492, 486, 235/479, 380  
CPC ..... G06F 1/1643; G06F 1/169; H04B 1/3888  
See application file for complete search history.

**References Cited**

**U.S. PATENT DOCUMENTS**

|              |         |                  |
|--------------|---------|------------------|
| 4,285,559 A  | 8/1981  | Koch             |
| D305,648 S   | 1/1990  | Edington         |
| 4,895,231 A  | 1/1990  | Yamaguchi et al. |
| 5,069,732 A  | 12/1991 | Levine           |
| 5,680,709 A  | 10/1997 | Stone            |
| 5,805,251 A  | 9/1998  | Ozawa            |
| 6,406,758 B1 | 6/2002  | Bottari et al.   |
| 7,084,859 B1 | 8/2006  | Pryor            |

|              |         |                      |
|--------------|---------|----------------------|
| D578,164 S   | 10/2008 | Ingle                |
| D598,024 S   | 8/2009  | Scott et al.         |
| D601,959 S   | 10/2009 | Lee                  |
| D601,960 S   | 10/2009 | Dai                  |
| 7,697,827 B2 | 4/2010  | Konicek              |
| D627,826 S   | 11/2010 | Halimi               |
| 7,957,524 B2 | 6/2011  | Chipping             |
| 7,966,861 B2 | 6/2011  | Yee et al.           |
| D641,210 S   | 7/2011  | Hamilton             |
| 8,044,942 B1 | 10/2011 | Leonhard et al.      |
| 8,047,365 B1 | 11/2011 | Lin                  |
| D651,214 S   | 12/2011 | Yoo et al.           |
| D651,791 S   | 1/2012  | Cataldo et al.       |
| D658,164 S   | 4/2012  | Chan                 |
| D665,809 S   | 8/2012  | Wang et al.          |
| 8,369,072 B1 | 2/2013  | Alonzo et al.        |
| 8,393,377 B2 | 3/2013  | Patel et al.         |
| D679,753 S   | 4/2013  | Sato et al.          |
| D680,166 S   | 4/2013  | Sato et al.          |
| 8,517,367 B1 | 8/2013  | Napier               |
| D690,704 S   | 10/2013 | Padilla et al.       |
| 8,564,538 B2 | 10/2013 | Wadsworth            |
| D694,240 S   | 11/2013 | Cho                  |
| 8,640,759 B2 | 2/2014  | Chen                 |
| 8,675,353 B1 | 3/2014  | Alonzo et al.        |
| D707,217 S   | 6/2014  | Toulotte             |
| D710,843 S   | 8/2014  | Akana                |
| D713,397 S   | 9/2014  | Du et al.            |
| D714,053 S   | 9/2014  | Yoo                  |
| 8,821,659 B2 | 9/2014  | Ng et al.            |
| D715,301 S   | 10/2014 | Ashcraft et al.      |
| D715,784 S   | 10/2014 | Lin et al.           |
| D720,353 S   | 12/2014 | Nakamura             |
| D721,359 S   | 1/2015  | Kim                  |
| 8,931,770 B1 | 1/2015  | Kaminski             |
| 9,001,502 B1 | 4/2015  | Cowan                |
| 9,010,396 B2 | 4/2015  | Patel et al.         |
| D729,235 S   | 5/2015  | Nagao et al.         |
| D734,311 S   | 7/2015  | Takamoto et al.      |
| 9,089,085 B2 | 7/2015  | Patel                |
| 9,159,260 B2 | 10/2015 | Oh                   |
| D743,402 S   | 11/2015 | Ehara et al.         |
| D746,265 S * | 12/2015 | Colby ..... D14/217  |
| D747,320 S   | 1/2016  | Snyder et al.        |
| D751,556 S * | 3/2016  | Conley ..... D14/432 |
| D751,557 S * | 3/2016  | Lane ..... D14/432   |
| D759,640 S   | 6/2016  | Wadsworth            |
| D767,550 S   | 9/2016  | Beaupre et al.       |
| D769,857 S   | 10/2016 | Shin et al.          |
| D772,199 S   | 11/2016 | Igarashi             |
| D773,927 S   | 12/2016 | Cernokus et al.      |
| D776,123 S   | 1/2017  | Akana et al.         |
| D777,714 S   | 1/2017  | Akana et al.         |





|    |               |         |
|----|---------------|---------|
| KR | 1020140070046 | 6/2014  |
| KR | 1020140076245 | 6/2014  |
| KR | 101468710     | 12/2014 |
| KR | 200475419     | 12/2014 |
| KR | 200475420     | 12/2014 |
| KR | 1020140136596 | 12/2014 |
| KR | 1020140142904 | 12/2014 |
| KR | 1020140143262 | 12/2014 |
| KR | 1020150006910 | 1/2015  |
| KR | 200476916     | 4/2015  |
| KR | 1020150039292 | 4/2015  |
| KR | 2020150001663 | 5/2015  |
| KR | 300804459     | 7/2015  |
| KR | 1020160022665 | 3/2016  |
| KR | 1020160022755 | 3/2016  |
| KR | 1020160061078 | 5/2016  |
| KR | 1020160088067 | 7/2016  |
| KR | 1020160091491 | 8/2016  |
| KR | 2020170000128 | 1/2017  |
| TW | 1401223       | 7/2013  |
| WO | 2003093879    | 11/2003 |
| WO | 2004005141    | 1/2004  |
| WO | 2005058705    | 6/2005  |
| WO | WO2011065796  | 6/2011  |
| WO | 2011163151    | 12/2011 |
| WO | 2012074802    | 6/2012  |
| WO | 2012141505    | 10/2012 |

## OTHER PUBLICATIONS

Translation of KR-10-1135144, retrieved from the Internet on Jun. 9, 2017.

International Search Report and Written Opinion for PCT/US2014/050420 dated Nov. 19, 2014.

International Search Report and Written Opinion for PCT/US2014/060300 dated Jan. 27, 2015.

International Search Report and Written Opinion for PCT/US2014/071767 dated Apr. 24, 2015.

Amzer—Kristal Screen Protectors <http://www.amzer.com/kristal/>, Mar. 21, 2014.

MyScreenPROTECTOR—<https://www.myscreenprotector.com/?lng=3&view=cms&txt=about-my-screen-protector>, Mar. 21, 2014.

PureGear—PureTek Roll-On Kit—<http://www.pure-gear.com/shop-by-category/screen/puretek-roll-on-kit-antibacterial-antiglare-anti-fingerprint.html>, Mar. 21, 2014.

Tylt Alin Perfect Alignment Screen Protection—<http://www.tylt.com/alin/>, Mar. 21, 2014.

ZAGG Introduces invisibleSHIELD on Demand and invisible Shield Glass at CES 2 <http://investors.zagg.com/releasedetail.cfm?ReleaseID=817526>, Mar. 21, 2014.

International Search Report for Application No. PCT/US 09/61553, dated Dec. 17, 2009.

Protrusion on “F” key of computer keyboard; 1 page; picture taken Oct. 20, 2008.

Protrusion on “5” key of telephone; 1 page; picture taken Oct. 20, 2008.

Systech Displays, Inc.; Home page; <http://www.systechdisplays.com/>; Oct. 21, 2008; 2 pages.

Belkin EZ Frame Iris Anti-glare Film, posted at ebay.com, posting date Jul. 26, 2017, Copyright (C) 1995-2017 eBay Inc., [online], [site visited Mar. 20, 2017]. Available from Internet, <URL: <http://www.ebay.com/itm/BelkinEZFrameIrisAntiglareFilmwithEasyInstallFrameforIphone55S/171728155795>>.

Belkin InvisiGlass Ultra Screen Protection for iPhone 7, posted at apple.com, posting date not given, Copyright (C) 2017 Apple Inc., [online], [site visited Mar. 20, 2017]. Available from Internet, <URL: <http://www.apple.com/shop/product/HKF2ZM/B/belkininvisiultrascreenprotectionforiphone7>>.

Belkin ScreenForce Transparent Screen Protector, posted at belkin.com, (C) 2017 Belkin International, Inc., [online], [site visited Mar. 20, 2017]. Available from Internet, <URL: <http://www.belkin.com/us/F8W526-3/p/P-F8W526-3/>>.

International Search Report and Written Opinion for PCT/US2017/051882, dated Nov. 29, 2017.

\* cited by examiner

*Primary Examiner* — Austin Murphy  
(74) *Attorney, Agent, or Firm* — Bryan Cave Leighton Paisner LLP

## (57) CLAIM

We claim the ornamental design for the overlay, substantially as shown.

## DESCRIPTION

FIG. 1 is a top perspective view of an overlay, according to a first embodiment;

FIG. 2 is a bottom perspective view of the overlay, according to the first embodiment;

FIG. 3 is a top plan view of the overlay, according to the first embodiment;

FIG. 4 is a bottom plan view of the overlay, according to the first embodiment;

FIG. 5 is a side elevational view of the overlay, according to the first embodiment;

FIG. 6 is an opposite side elevational view of the overlay, according to the first embodiment;

FIG. 7 is an enlarged side elevational view of a portion of the overlay, as identified in FIG. 5, according to the first embodiment;

FIG. 8 is a top perspective view of an overlay, according to a second embodiment;

FIG. 9 is a bottom perspective view of the overlay, according to the second embodiment;

FIG. 10 is a top plan view of the overlay, according to the second embodiment;

FIG. 11 is a bottom plan view of the overlay, according to the second embodiment;

FIG. 12 is a side elevational view of the overlay, according to the second embodiment;

FIG. 13 is an opposite side elevational view of the overlay, according to the second embodiment;

FIG. 14 is an enlarged side elevational view of a portion of the overlay, as identified in FIG. 12, according to the second embodiment;

FIG. 15 is a top perspective view of an overlay, according to a third embodiment;

FIG. 16 is a bottom perspective view of the overlay, according to the third embodiment;

FIG. 17 is a top plan view of the overlay, according to the third embodiment;

FIG. 18 is a bottom plan view of the overlay, according to the third embodiment;

FIG. 19 is a side elevational view of the overlay, according to the third embodiment;

FIG. 20 is an opposite side elevational view of the overlay, according to the third embodiment;

FIG. 21 is an enlarged side elevational view of a portion of the overlay, as identified in FIG. 19, according to the third embodiment;

FIG. 22 is a top perspective view of an overlay, according to a fourth embodiment;

FIG. 23 is a bottom perspective view of the overlay, according to the fourth embodiment;

FIG. 24 is a top plan view of the overlay, according to the fourth embodiment;

FIG. 25 is a bottom plan view of the overlay, according to the fourth embodiment;

FIG. 26 is a side elevational view of the overlay, according to the fourth embodiment;

FIG. 27 is an opposite side elevational view of the overlay, according to the fourth embodiment; and,

FIG. 28 is an enlarged side elevational view of a portion of the overlay, as identified in FIG. 26, according to the fourth embodiment.

The evenly dashed broken lines of the various embodiments of the overlay are directed to environment and are for illustrative purposes only; the evenly dashed broken lines form no part of the claimed design.

**1 Claim, 12 Drawing Sheets**

FIG. 1

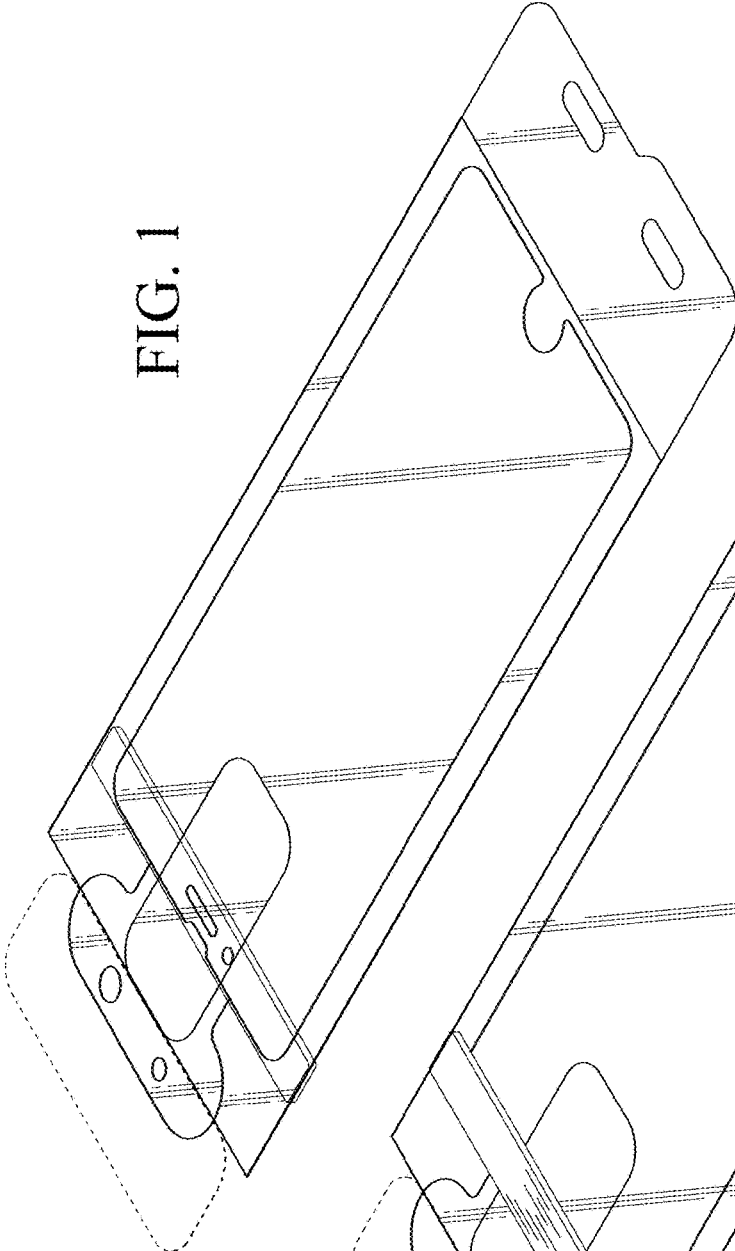
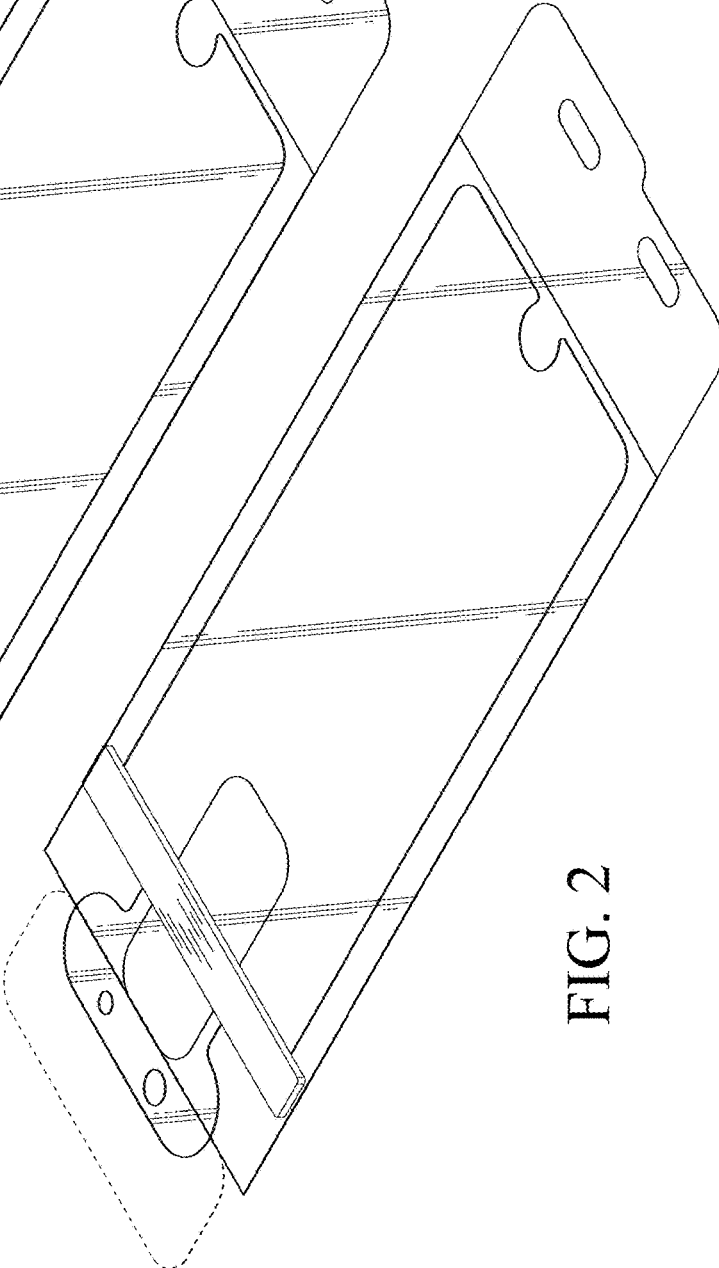


FIG. 2



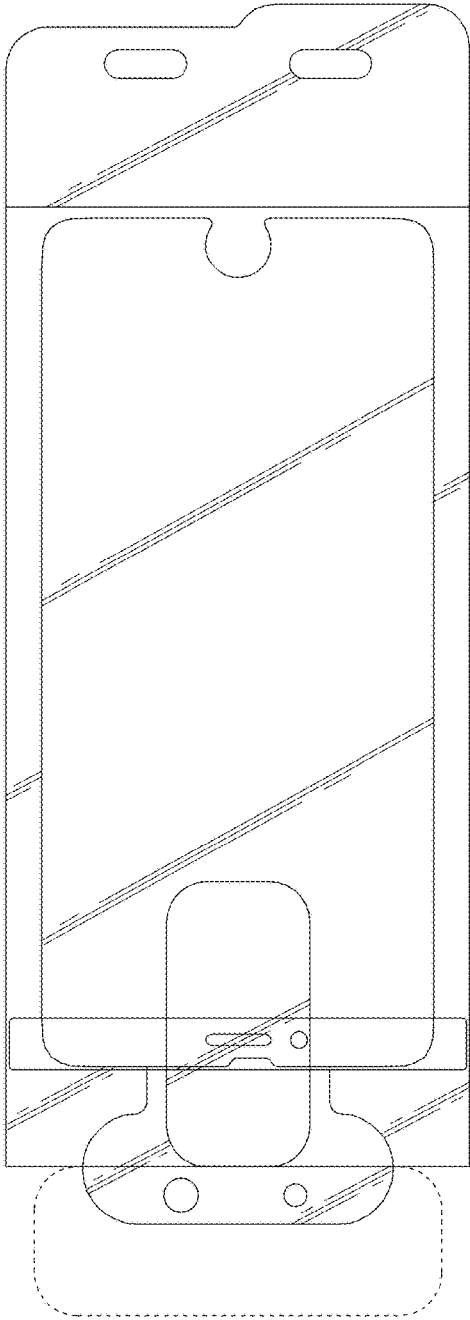


FIG. 3

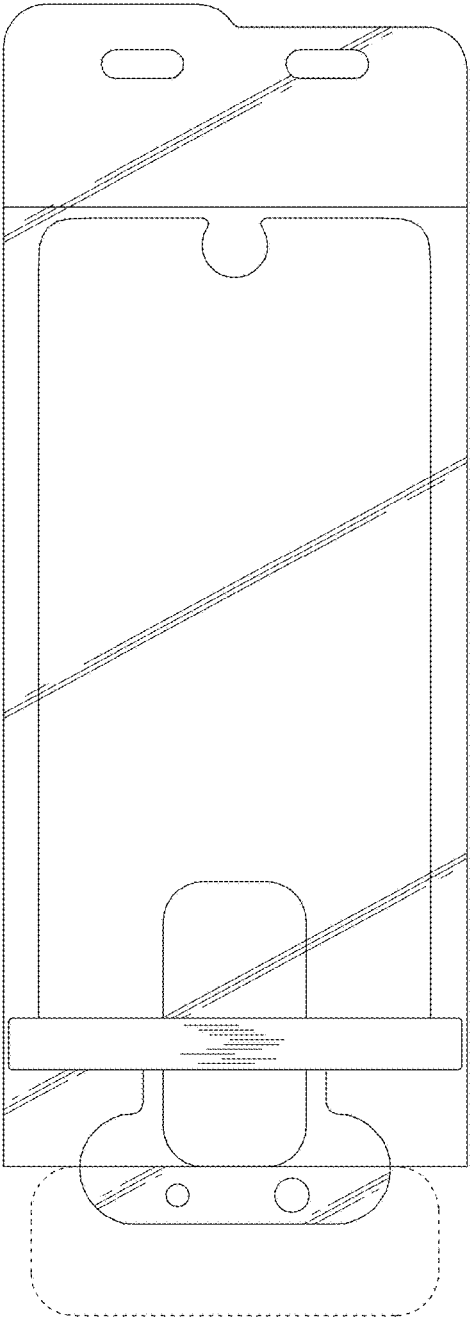


FIG. 4

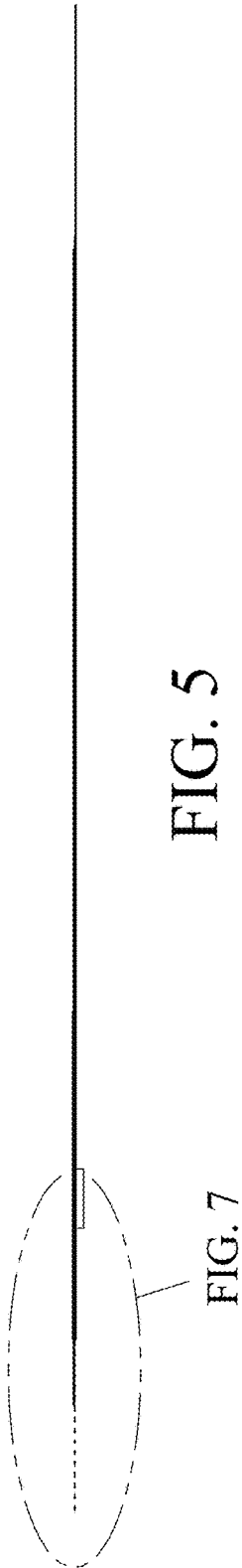


FIG. 8

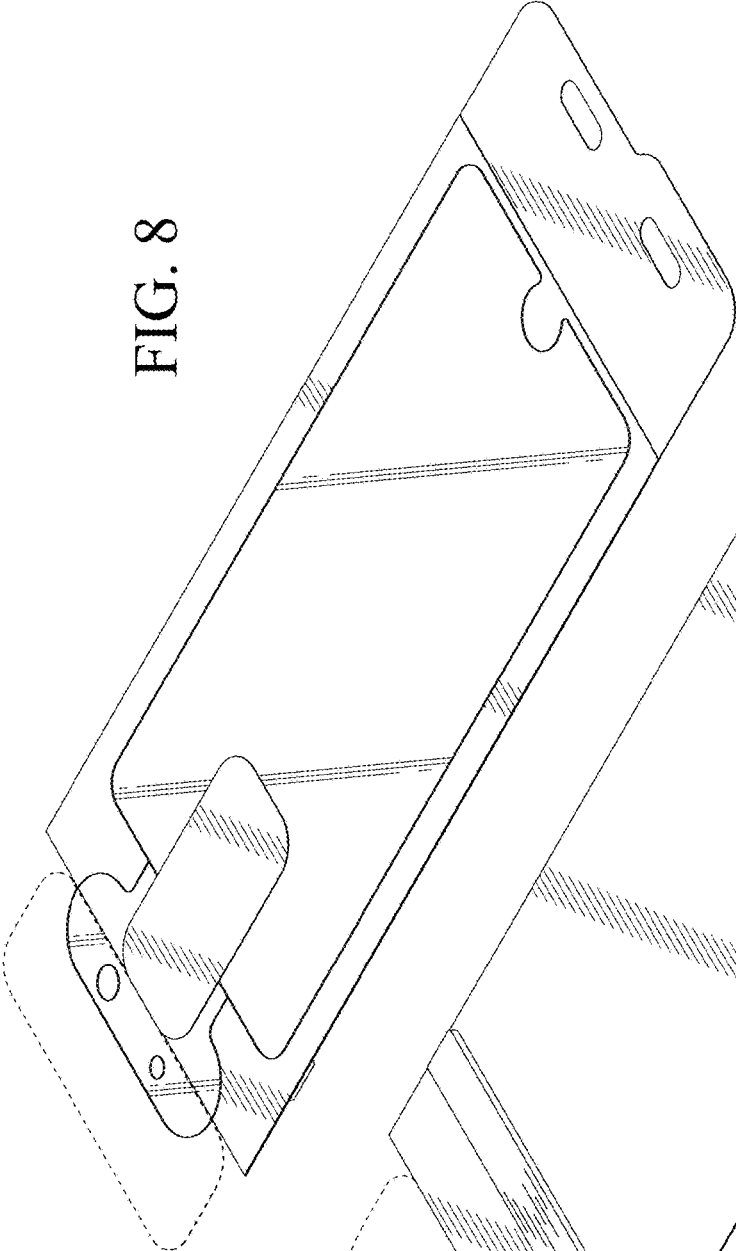
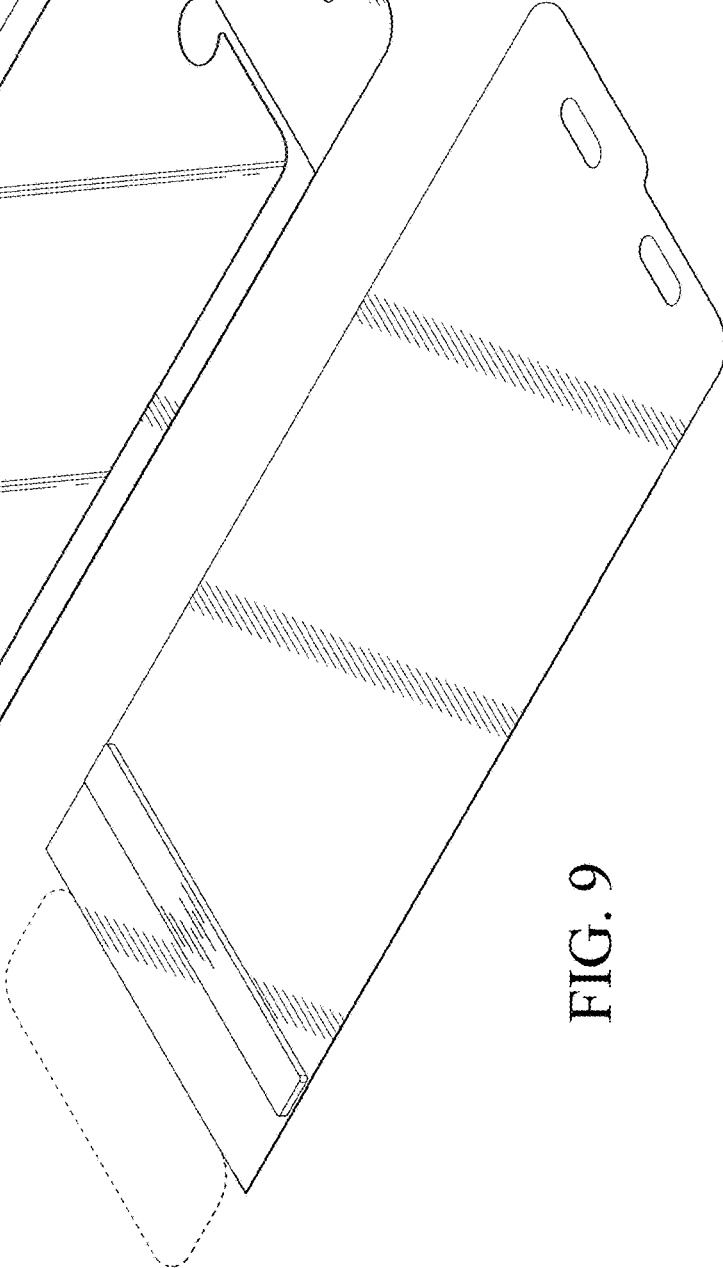


FIG. 9





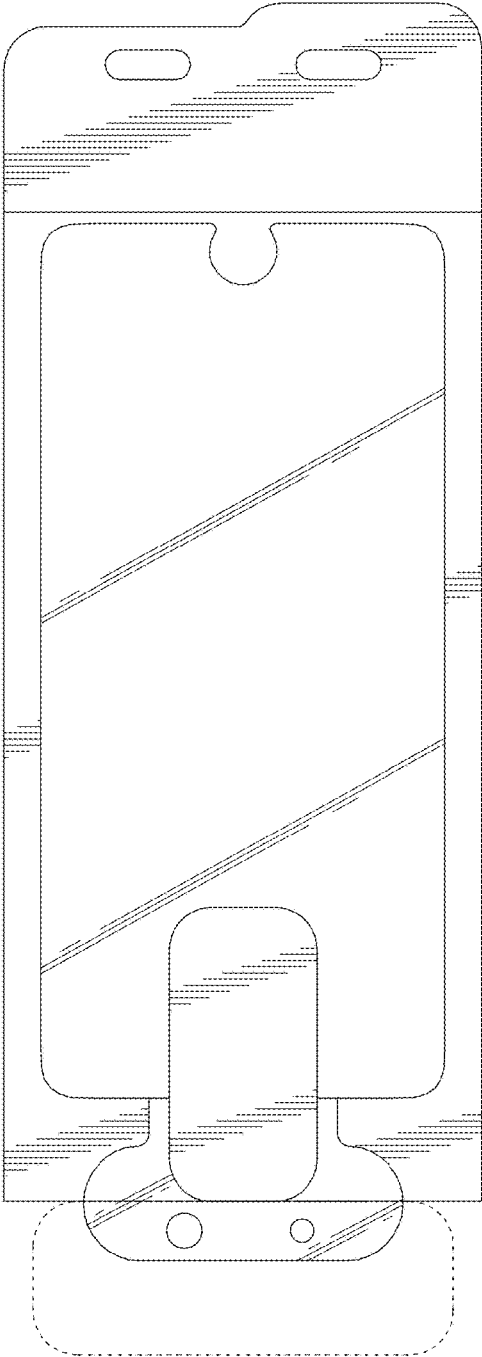


FIG. 10




FIG. 11




FIG. 12

FIG. 14



FIG. 13

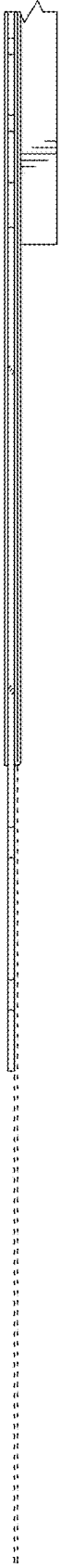


FIG. 14

FIG. 15

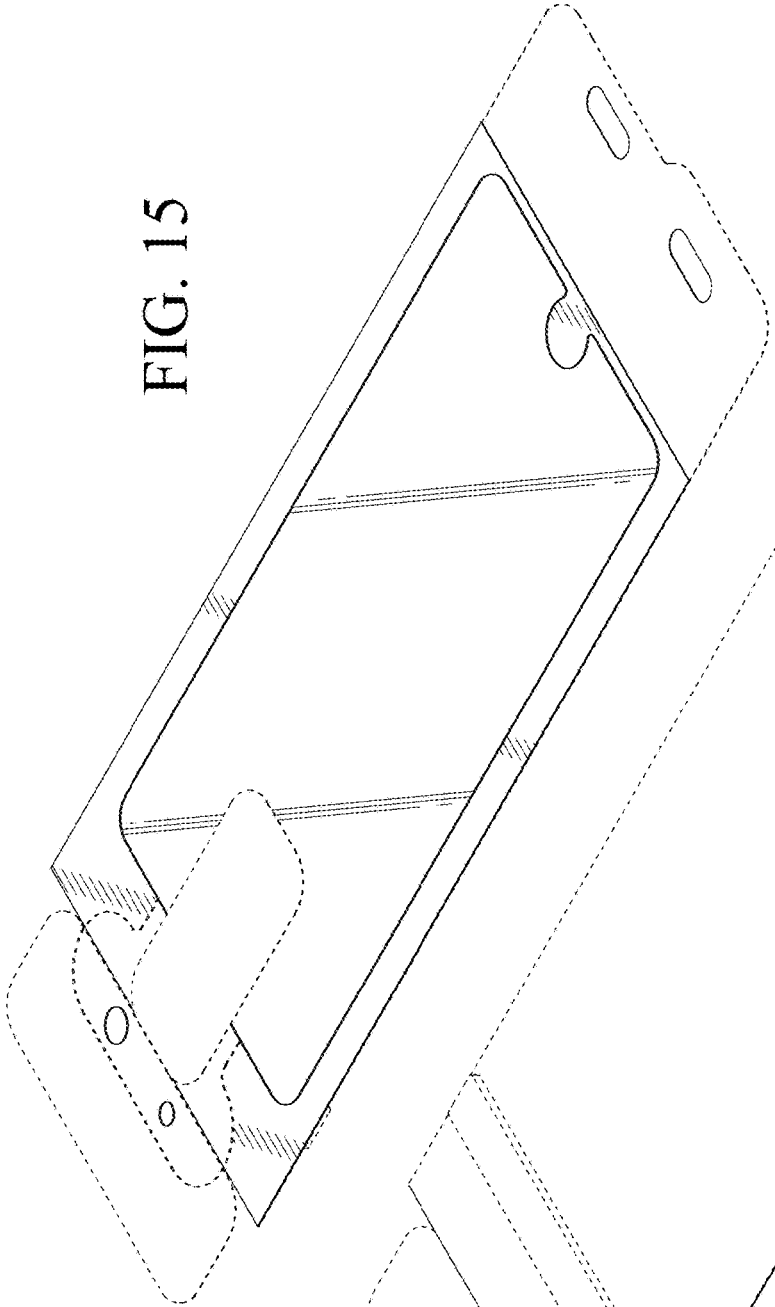
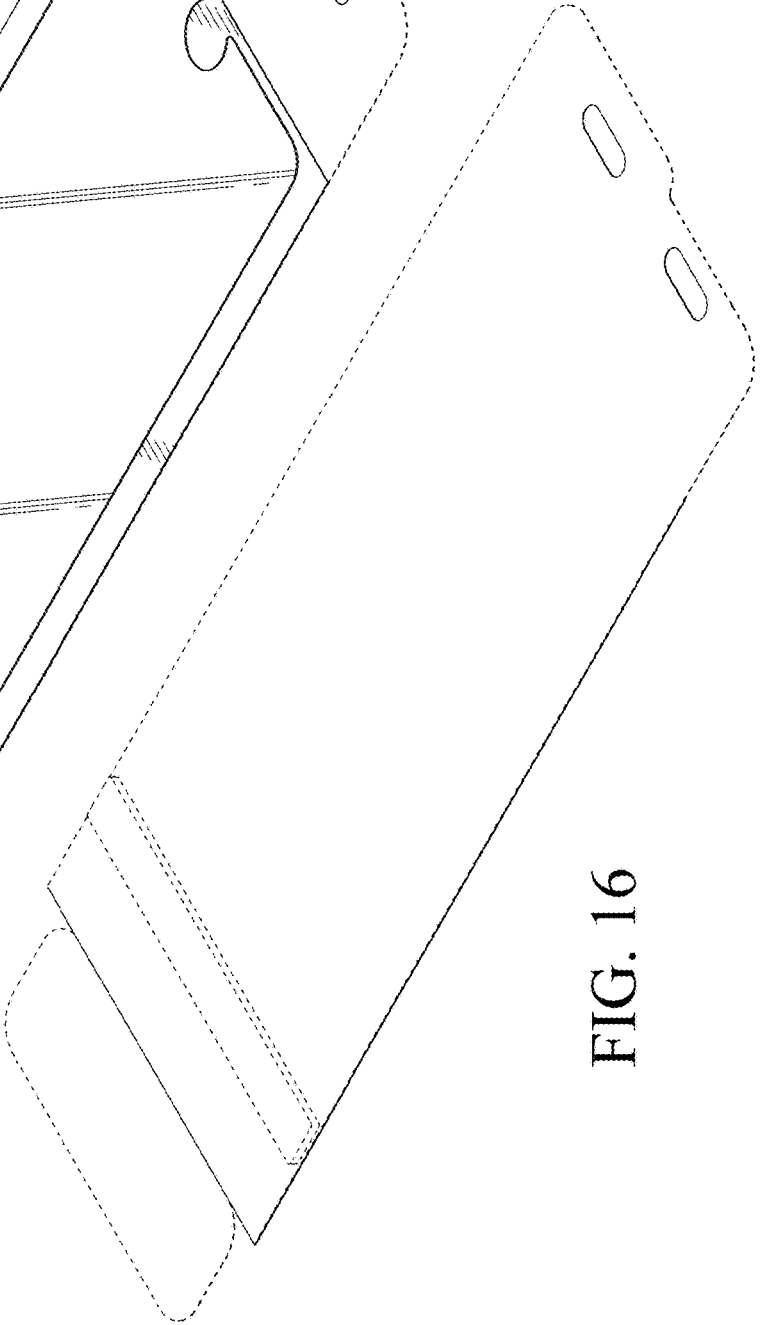


FIG. 16



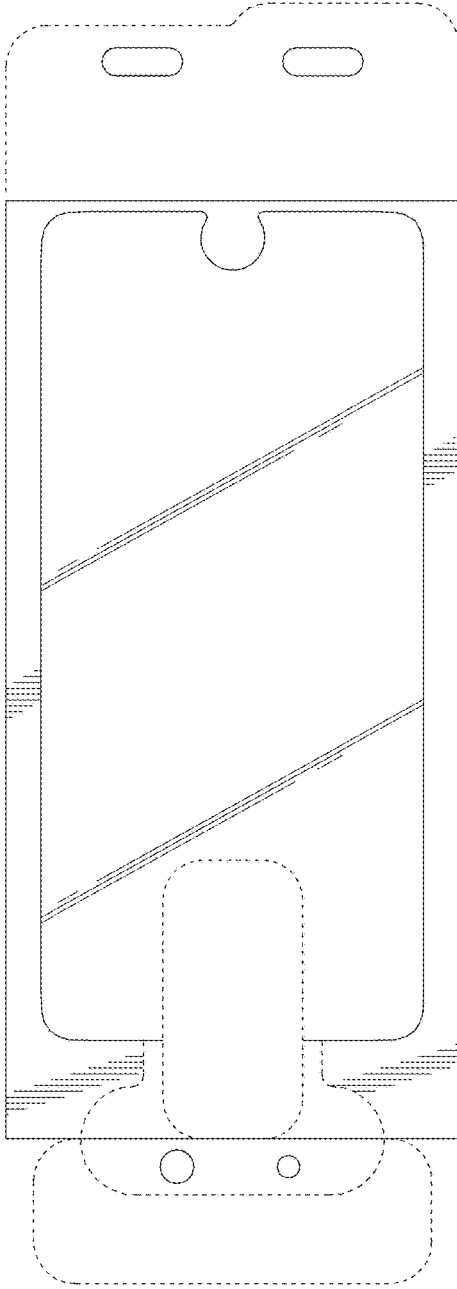


FIG. 17



FIG. 18




FIG. 19

FIG. 21



FIG. 20




FIG. 21

FIG. 22

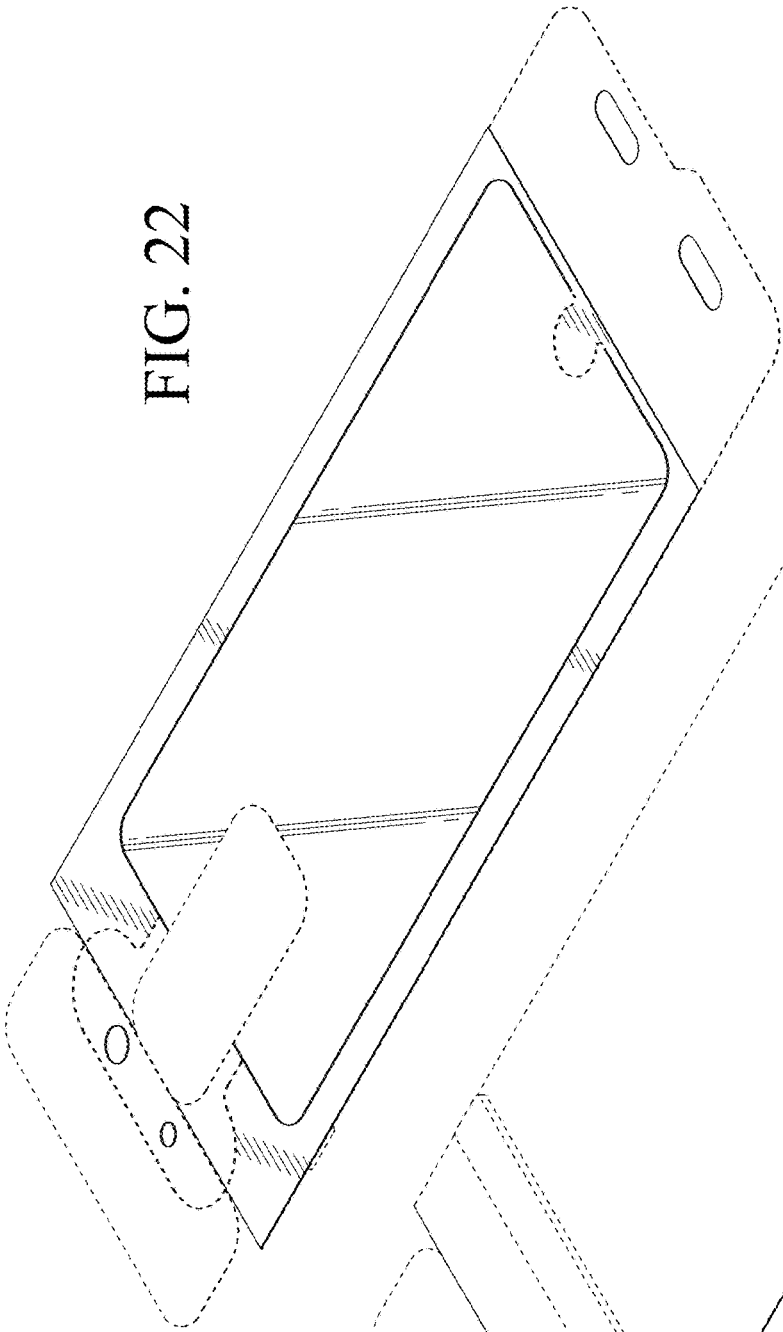
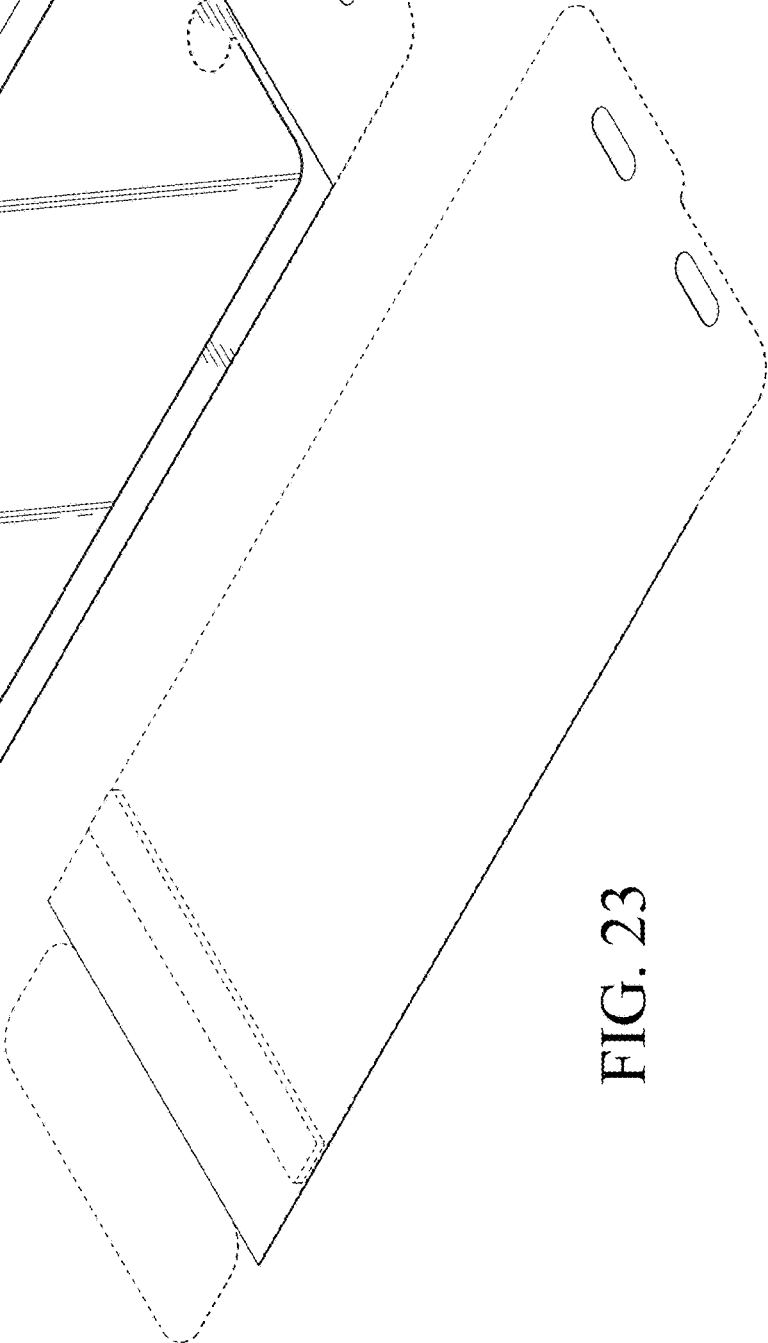


FIG. 23



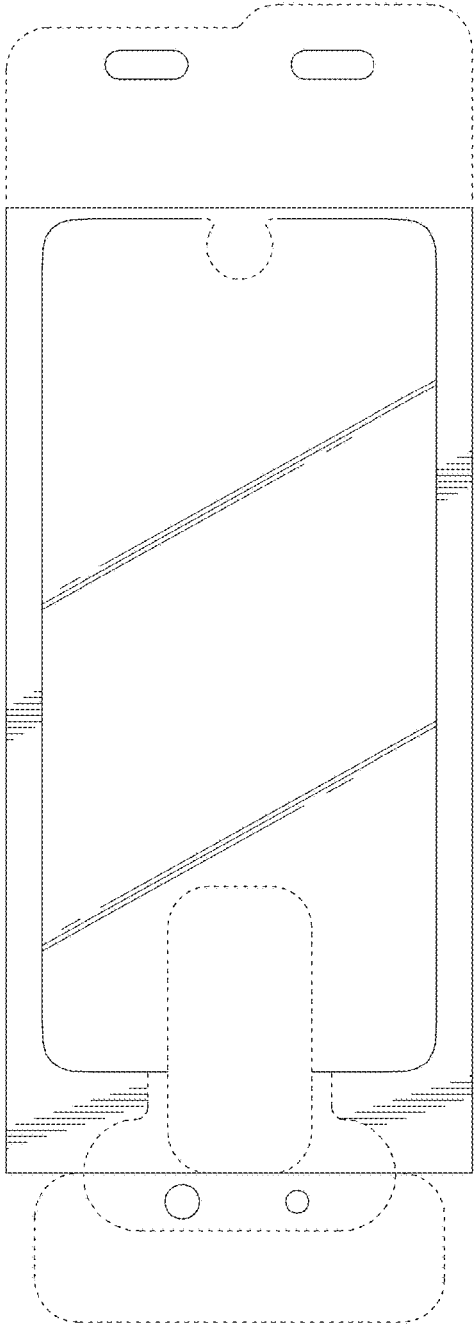


FIG. 24



FIG. 25




FIG. 26

FIG. 28



FIG. 27




FIG. 28