



(12) **United States Design Patent**
Storey

(10) **Patent No.:** **US D821,915 S**
(45) **Date of Patent:** **** *Jul. 3, 2018**

(54) **ELONGATED HYDROPONIC STRUCTURE**

(71) Applicant: **UNIVERSITY OF WYOMING,**
Laramie, WY (US)

(72) Inventor: **Nathaniel R. Storey,** Laramie, WY
(US)

(73) Assignee: **University of Wyoming,** Laramie, WY
(US)

(*) Notice: This patent is subject to a terminal disclaimer.

(**) Term: **15 Years**

(21) Appl. No.: **29/575,189**

(22) Filed: **Aug. 23, 2016**

(51) **LOC (11) Cl.** **11-02**

(52) **U.S. Cl.** **D11/155**
USPC **D11/155**

(58) **Field of Classification Search**
USPC D8/1, 349, 382, 354; D11/152, 143, 155;
D25/119
CPC A01G 31/02; A01G 31/04; A01G 31/00
See application file for complete search history.

(56) **References Cited**

U.S. PATENT DOCUMENTS

| | | | | | |
|-----------|-----|---------|------------|-------|--------------|
| 2,646,285 | A * | 7/1953 | Snyder | | E04B 1/34336 |
| | | | | | 280/27 |
| D269,760 | S * | 7/1983 | Geney | | D8/382 |
| D291,277 | S * | 8/1987 | Hawkins | | D12/317 |
| D292,670 | S * | 11/1987 | Seegmiller | | D8/382 |
| 5,165,214 | A * | 11/1992 | Codd | | E04B 1/19 |
| | | | | | 403/169 |
| D373,068 | S * | 8/1996 | Airey | | D8/349 |
| D373,074 | S * | 8/1996 | Miyashita | | D8/382 |
| D375,040 | S * | 10/1996 | Miyashita | | D8/382 |
| D419,858 | S * | 2/2000 | Bosgoed | | D25/121 |
| D423,325 | S * | 4/2000 | Liss | | D8/349 |

| | | | | | |
|----------|-----|---------|---------|-------|---------|
| D425,771 | S * | 5/2000 | Dearing | | D8/71 |
| D433,615 | S * | 11/2000 | Neider | | D8/354 |
| D443,198 | S * | 6/2001 | Snyder | | D25/164 |
| D457,052 | S * | 5/2002 | Snyder | | D8/349 |
| D506,381 | S * | 6/2005 | Lu | | D8/349 |
| D572,510 | S * | 7/2008 | Bohler | | D8/349 |
| D580,260 | S * | 11/2008 | Collins | | D8/382 |
| D583,219 | S * | 12/2008 | Dagg | | D8/349 |
| D592,487 | S * | 5/2009 | Tedesco | | D8/349 |
| D601,000 | S * | 9/2009 | Cole | | D8/349 |

(Continued)

Primary Examiner — Sheryl Lane

(74) *Attorney, Agent, or Firm* — James M. Weatherly;
Cochran Freund & Young LLC

(57) **CLAIM**

The ornamental design for an elongated hydroponic structure, as shown and described.

DESCRIPTION

FIG. 1 depicts perspective view of the front view of an elongated hydroponic structure.

FIG. 2 depicts a front elevation view of the elongated hydroponic structure of FIG. 1.

FIG. 3 depicts a back elevation view of the elongated hydroponic structure of FIG. 1.

FIG. 4 depicts a right side elevation view of the elongated hydroponic structure of FIG. 1.

FIG. 5 depicts a left side elevation view of the elongated hydroponic structure of FIG. 1.


FIG. 6 depicts a top plan view of the elongated hydroponic structure of FIG. 1.

FIG. 7 depicts a bottom plan view of the elongated hydroponic structure of FIG. 1; and,

FIG. 8 depicts a perspective view of the front of the elongated hydroponic structure of FIG. 1, with media material within the hydroponic structure.

Any broken lines in the drawings illustrate environmental structure on the article and form no part of the claimed design.

1 Claim, 8 Drawing Sheets



(56)

References Cited

U.S. PATENT DOCUMENTS

D601,878 S * 10/2009 Funk D8/349
D629,987 S * 12/2010 D'Ulisse D32/58
D637,477 S * 5/2011 Wall D8/382
D690,188 S * 9/2013 Pontus D8/349
D732,912 S * 6/2015 Cavaliere D8/16
D757,240 S * 5/2016 Forlong D23/393
9,380,751 B2 * 7/2016 Storey A01G 31/02
D764,256 S * 8/2016 DeDios-Shirley D8/349
D771,276 S * 11/2016 Walker D25/119
9,491,915 B2 * 11/2016 Storey A01G 31/02
D773,293 S * 12/2016 Ugartechea Berlanga D8/382
D785,497 S * 5/2017 Storey 47/62 N
D790,324 S * 6/2017 Ajello D8/354
D796,378 S * 9/2017 Storey D11/152
D797,546 S * 9/2017 Saideh D8/354
2011/0023361 A1 * 2/2011 Storey A01G 31/02
47/62 R
2014/0115960 A1 * 5/2014 Kantola A01G 31/00
47/66.7
2015/0296724 A1 * 10/2015 Martinez Ruanova
A01G 9/025
47/62 R
2015/0342127 A1 * 12/2015 Gallant A01G 9/02
47/20.1
2016/0227722 A1 * 8/2016 Storey A01G 31/02
2017/0027119 A1 * 2/2017 Storey A01G 31/04
2017/0055474 A1 * 3/2017 Storey A01G 31/02

* cited by examiner

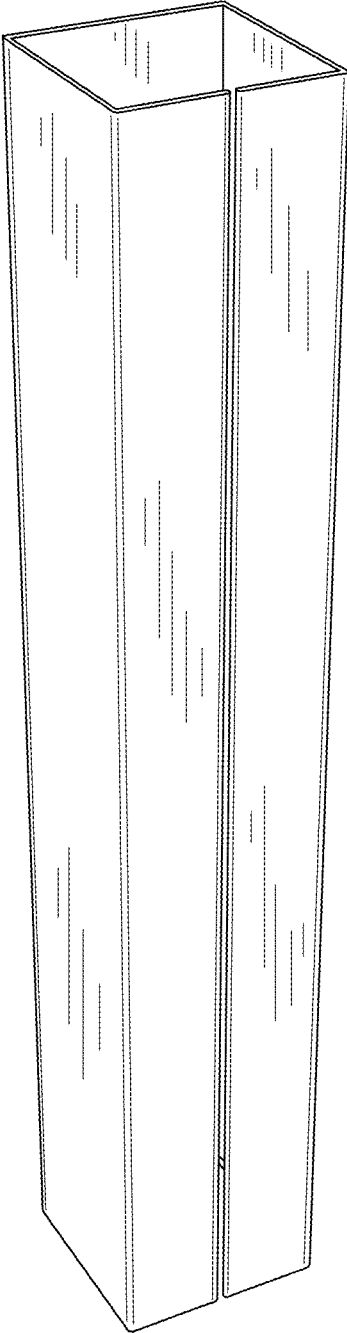


FIG.1

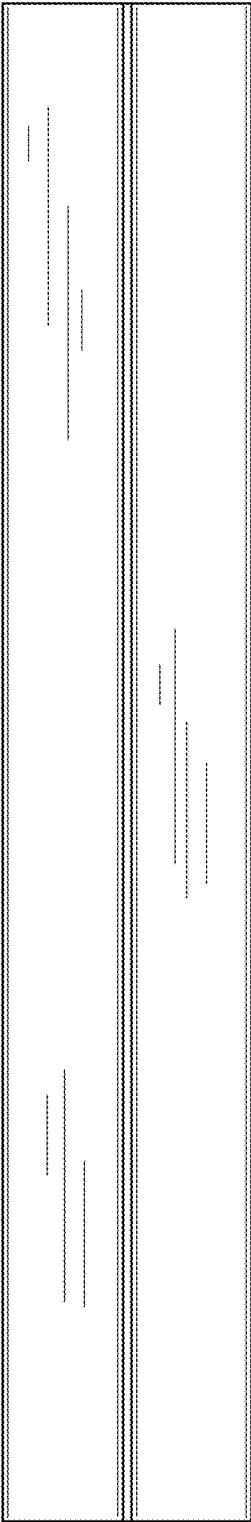


FIG.2




FIG.3

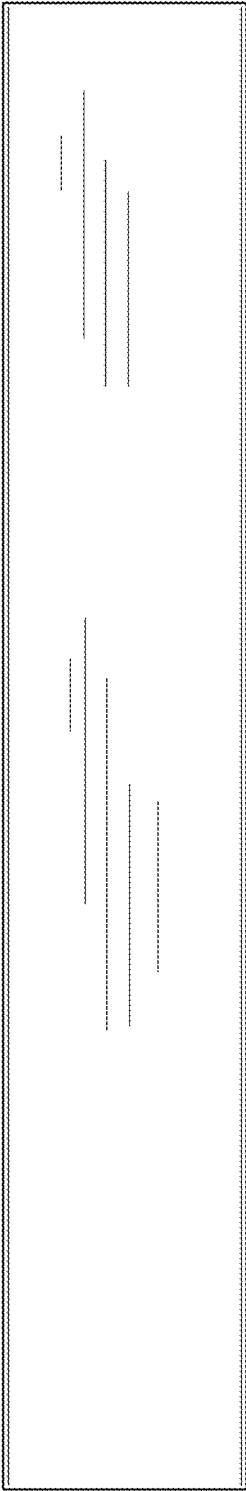


FIG.4




FIG.5




FIG.6




FIG.7

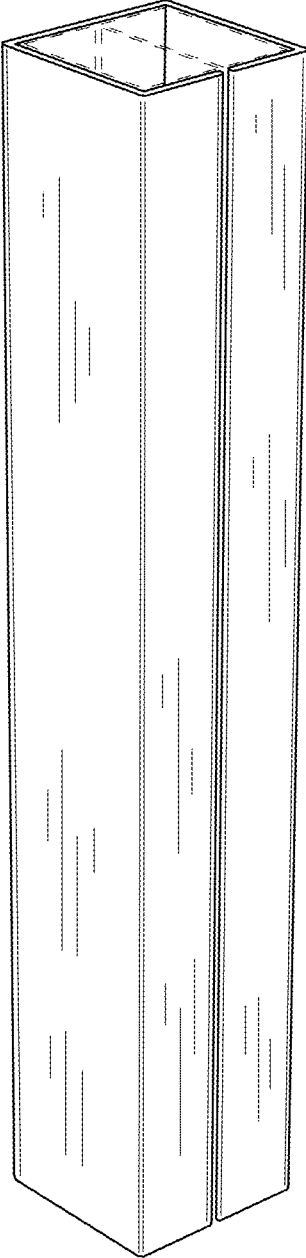


FIG.8