



US00D503673S

(12) **United States Design Patent**
Rosengrant

(10) **Patent No.:** **US D503,673 S**

(45) **Date of Patent:** **** Apr. 5, 2005**

(54) **BATTERY PACK**

(75) **Inventor:** **Brian Rosengrant**, Ronkonkoma, NY (US)

(73) **Assignee:** **Symbol Technologies, Inc.**, Holtsville, NY (US)

(**) **Term:** **14 Years**

(21) **Appl. No.:** **29/196,584**

(22) **Filed:** **Dec. 30, 2003**

(51) **LOC (7) Cl.** **13-02**

(52) **U.S. Cl.** **D13/103**

(58) **Field of Search** D13/103, 106, D13/107, 110, 119, 184; D14/188; 429/96-100, 163, 176

D377,477 S	*	1/1997	Harata et al.	D13/103
5,626,979 A	*	5/1997	Mitsui et al.	429/97
D387,727 S	*	12/1997	Settsu et al.	D13/103
D403,656 S	*	1/1999	Ichikawa	D13/103
D412,153 S	*	7/1999	Chen	D13/103
D417,187 S	*	11/1999	Maeyama	D13/103
D425,476 S	*	5/2000	Campbell et al.	D13/103
6,127,063 A	*	10/2000	Kowalsky et al.	429/100

* cited by examiner

Primary Examiner—Alan P. Douglas
Assistant Examiner—Rosemary Tarcza
(74) *Attorney, Agent, or Firm*—Amin & Turocy LLP

(57) **CLAIM**

The ornamental design for a battery pack, as shown and described.

DESCRIPTION

FIG. 1 is perspective view of the top, front, and right side of a battery pack showing our new design;
FIG. 2 is a front view thereof;
FIG. 3 is a back view thereof;
FIG. 4 is a left side view thereof;
FIG. 5 is a right side view thereof;
FIG. 6 is a top view thereof; and,
FIG. 7 is a bottom view thereof.

(56) **References Cited**

U.S. PATENT DOCUMENTS

D254,846 S	*	4/1980	Wood	D13/110
D305,639 S	*	1/1990	Miki et al.	D13/103
D307,261 S	*	4/1990	Miki et al.	D13/103
5,227,262 A	*	7/1993	Ozer	429/98
D346,579 S	*	5/1994	Mohri	D13/103
5,415,947 A	*	5/1995	Mitsui et al.	429/1
5,434,018 A	*	7/1995	Sasaki et al.	429/100
5,510,205 A	*	4/1996	Ozer	429/91

1 Claim, 2 Drawing Sheets




Fig.1


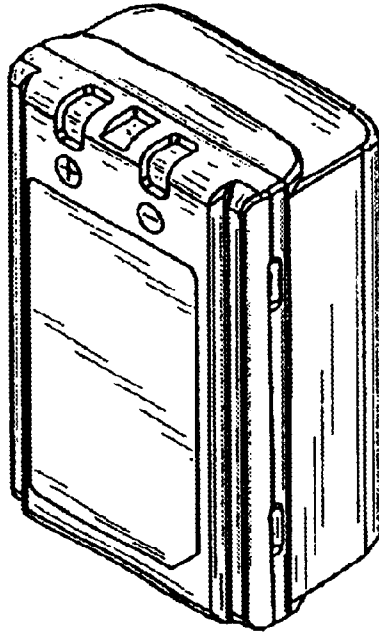


Fig.2




Fig.3




Fig.4




Fig.5

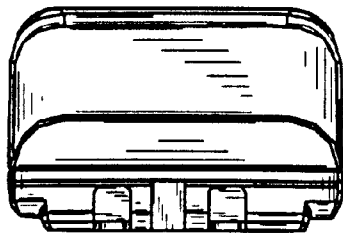


Fig.6




Fig.7