



US00D817261S

(12) **United States Design Patent**  
**Becker et al.**

(10) **Patent No.:** **US D817,261 S**

(45) **Date of Patent:** **\*\* May 8, 2018**

- (54) **TIRE**
- (71) Applicant: **The Goodyear Tire & Rubber Company, Akron, OH (US)**
- (72) Inventors: **Marc Becker, Trier (DE); Mohammad Ahmad Saghier, Dubai (AE)**
- (73) Assignee: **The Goodyear Tire & Rubber Company, Akron, OH (US)**
- (\*\*) Term: **15 Years**
- (21) Appl. No.: **29/595,644**
- (22) Filed: **Mar. 1, 2017**
- (51) **LOC (11) Cl.** ..... **12-15**
- (52) **U.S. Cl.**  
USPC ..... **D12/553**
- (58) **Field of Classification Search**  
USPC ..... D12/533-567  
CPC ..... B60C 11/0302; B60C 2011/0386; B60C 2011/0388  
See application file for complete search history.

- D534,858 S \* 1/2007 Le ..... D12/553
- D556,125 S 11/2007 Blackiston et al. .... D12/598
- D584,217 S 1/2009 Scheuren et al. .... D12/549
- D586,730 S \* 2/2009 Scheuren ..... D12/553
- D588,984 S 3/2009 Lee ..... D12/588
- D601,950 S 10/2009 Pressley et al. .... D12/588

(Continued)

*Primary Examiner* — George D. Kirschbaum  
*Assistant Examiner* — Joseph J. Kukella  
(74) *Attorney, Agent, or Firm* — Robert N. Lipschik

(57) **CLAIM**

The ornamental design for a tire, as shown and described.

**DESCRIPTION**

FIG. 1 is a perspective view of a tire showing our new design, it being understood that the pattern repeats uniformly throughout the circumference of the tread; FIG. 2 is a front elevational view thereof; FIG. 3 is a right side elevational view thereof; the left side elevational view being identical thereto; FIG. 4 is an enlarged fragmentary front elevational view thereof; FIG. 5 is a perspective view of a second embodiment of a tire showing our new design, it being understood that the interior of the tire forms no part of the claim, that the pattern repeats uniformly throughout the circumference of the tread and that the opposite side view is identical thereto; and, FIG. 6 is a front elevational view of a second embodiment, it being understood that an enlarged fragmentary view thereof would be substantially identical to that shown in FIG. 4, with the exception of the inclusion of the sidewall in solid lines.

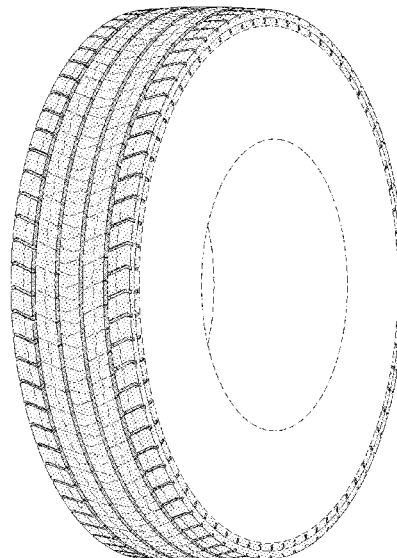
In the drawings, the broken lines immediately adjacent to the outer edges of the tire shoulder represent boundaries of the claim, and the broken lines depict environmental subject matter only and form no part of the claimed design.

**1 Claim, 6 Drawing Sheets**

(56) **References Cited**

U.S. PATENT DOCUMENTS

- D287,236 S \* 12/1986 Yonekura ..... D12/543
- D301,132 S \* 5/1989 Himuro ..... D12/553
- D348,863 S \* 7/1994 Narabayashi ..... D12/553
- D383,712 S 9/1997 Scheuren et al. .... D12/143
- D384,613 S 10/1997 Le et al. .... D12/146
- D385,234 S \* 10/1997 Young ..... D12/553
- D392,605 S 3/1998 Le et al. .... D12/146
- D423,419 S \* 4/2000 Kemp, Jr. .... D12/553
- D461,162 S 8/2002 Young et al. .... D12/595
- D473,843 S 4/2003 Le et al. .... D12/600
- D492,245 S \* 6/2004 Iga ..... D12/553
- D504,865 S \* 5/2005 Maziarka ..... D12/521
- D528,500 S 9/2006 Le et al. .... D12/600
- D533,498 S 12/2006 Scheuren et al. .... D12/588



(56)

**References Cited**

U.S. PATENT DOCUMENTS

D609,169 S	2/2010	Feider .....	D12/588
D626,501 S	11/2010	Cazin-Bourguignon et al. ....	D12/600
D627,707 S	11/2010	Le et al. ....	D12/566
D628,955 S	12/2010	Toumni et al. ....	D12/588
D648,264 S	11/2011	Le et al. ....	D12/588
D666,965 S *	9/2012	Aoki .....	D12/553
D702,180 S	4/2014	Le et al. ....	D12/588
D710,294 S	8/2014	Dixon et al. ....	D12/588
D736,695 S	8/2015	Dixon et al. ....	D12/594
D770,371 S	11/2016	Mathonet et al. ....	D12/601
D776,608 S	1/2017	Kristen et al. ....	D12/601
D784,247 S *	4/2017	Zhu .....	D12/553

\* cited by examiner

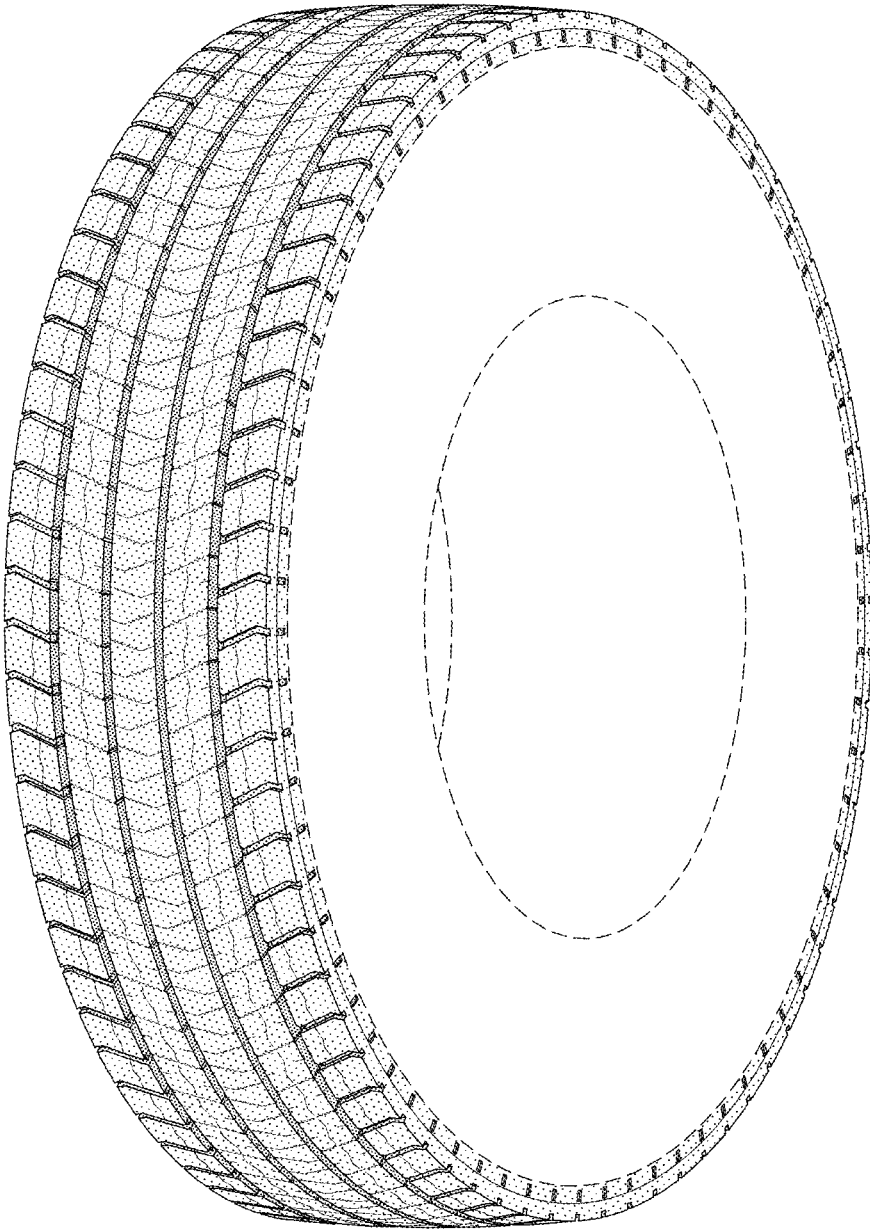


FIG-1

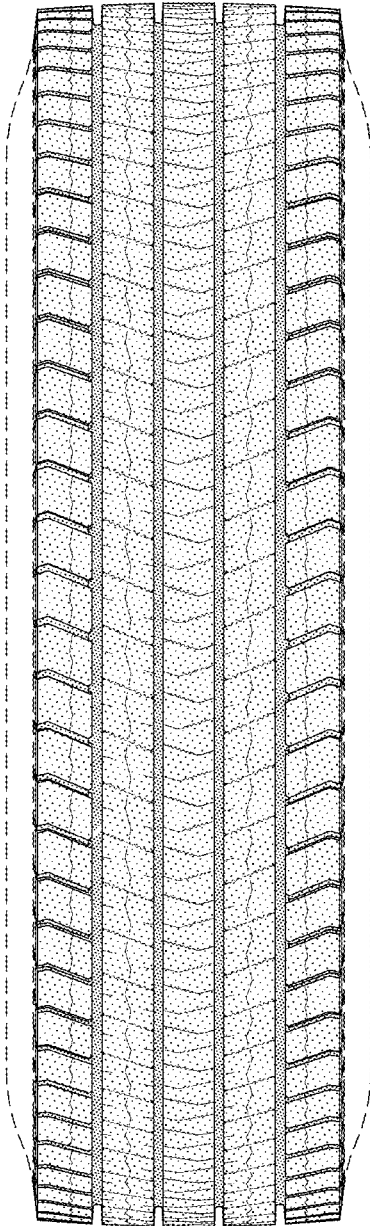


FIG-2

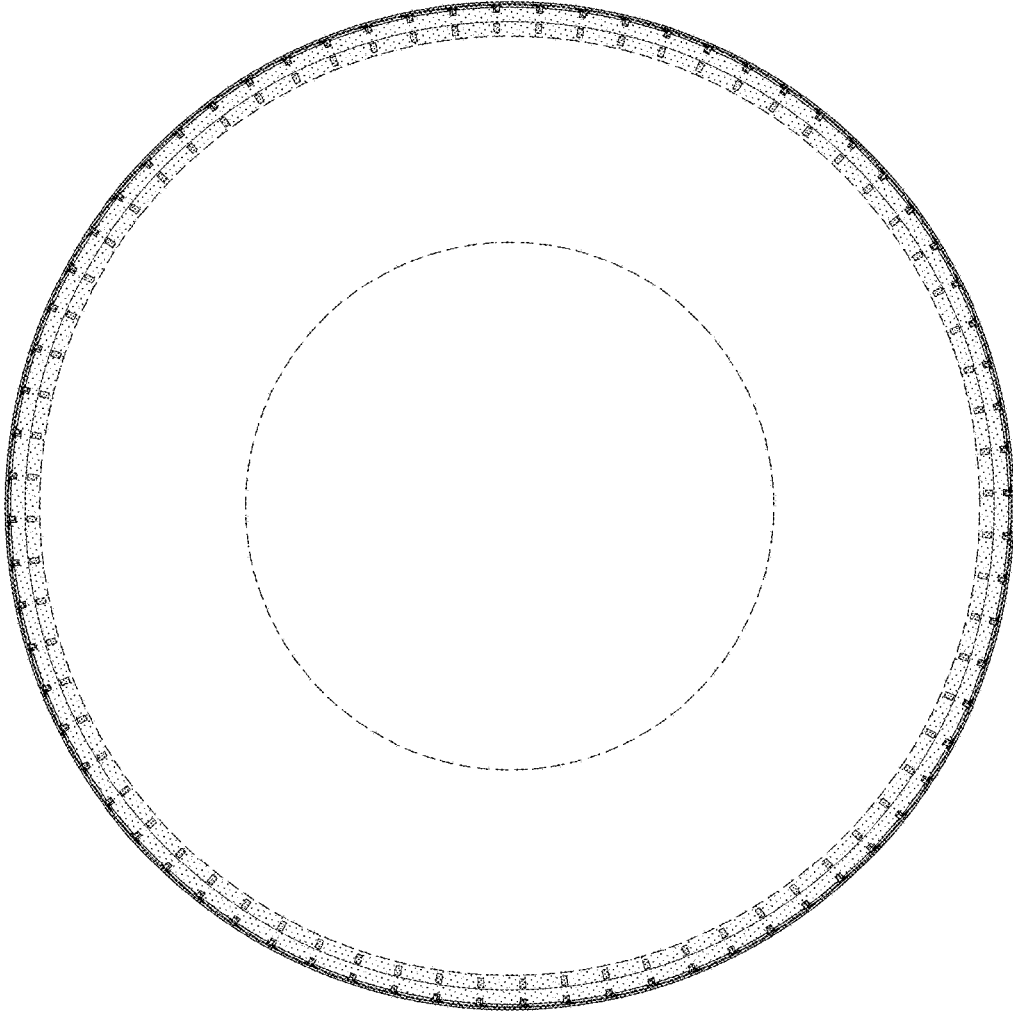


FIG-3




FIG-4

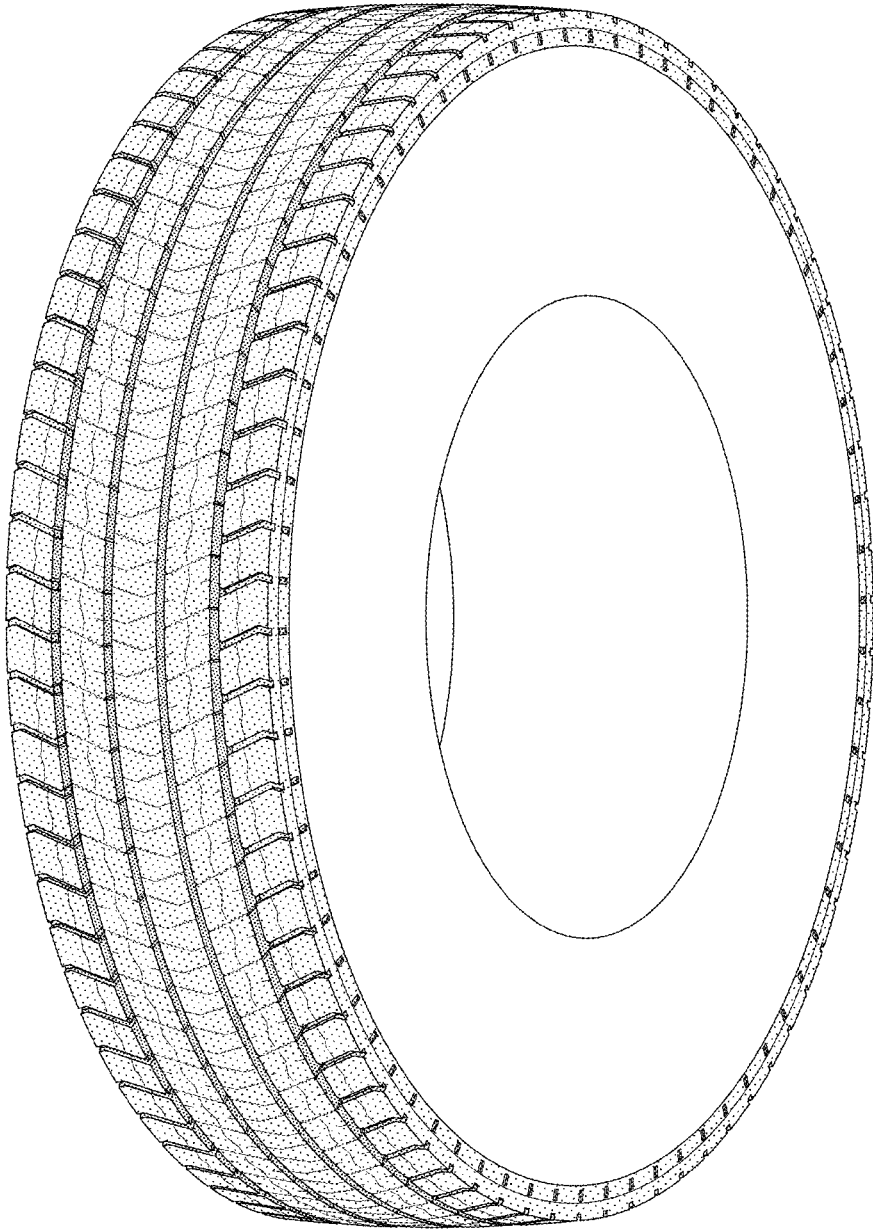


FIG-5

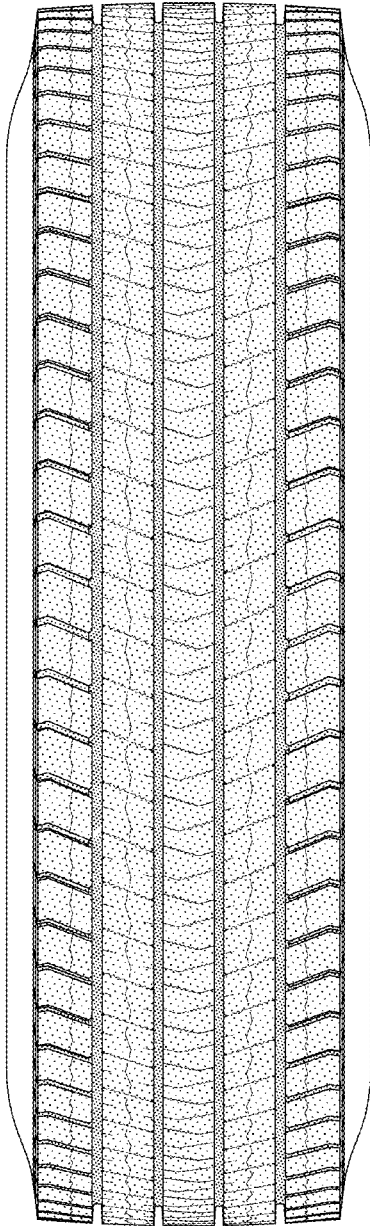


FIG-6