

(12) PATENT
(19) AUSTRALIAN PATENT OFFICE

(11) Application No. AU 200124957 B2
(10) Patent No. 784848

(54) Title
Partially saturated calcium channel blockers

(51) International Patent Classification(s)
C07D 295/073 (2006.01)**C07B 61/00** (2006.01)
C07D 295/185 (2006.01)

(21) Application No: **200124957**

(22) Application Date: **2000.12.20**

(87) WIPO No: **WO01/46166**

(30) Priority Data

(31) Number	(32) Date	(33) Country
60/172765	1999.12.20	US
09/476929	1999.12.30	US

(43) Publication Date : **2001.07.03**

(43) Publication Journal Date : **2001.09.13**

(44) Accepted Journal Date : **2006.07.06**

(71) Applicant(s)
Neuromed Pharmaceuticals, Ltd.

(72) Inventor(s)
Terrance P. Snutch

(74) Agent/Attorney
F.B. Rice and Co.,Level 23,200 Queen Street,MELBOURNE Vic 3000

(56) Related Art
WO 1998/057643
US 5646149
US 5703071

AU 200124957

(12) INTERNATIONAL APPLICATION PUBLISHED UNDER THE PATENT COOPERATION TREATY (PCT)

(19) World Intellectual Property Organization
International Bureau



(43) International Publication Date
28 June 2001 (28.06.2001)

PCT

(10) International Publication Number
WO 01/46166 A3

(51) International Patent Classification⁷: C07D 295/02, 295/06, 295/18, 211/58, 211/32, A61K 31/445, 31/495, A61P 9/00, 25/00, G01N 33/50, 33/53

(72) Inventor: SNUTCH, Terrance, P.; 3963 West 24th Avenue, Vancouver, British Columbia V6S 1M1 (CA).

~~FRICE & Co 139 Bathurst St Carlton VIC 3053~~

(74) Agents: ROBINSON, J. Christopher et al.; Featherstonhaugh & Co., Suite 2200, 650 West Georgia Street, Box 11560, Vancouver, British Columbia V6B 4N8 (CA).

(21) International Application Number: PCT/CA00/01558

(22) International Filing Date:
20 December 2000 (20.12.2000)

(81) Designated States (national): AU, CA, IL, JP, MX, NO, SG.

(25) Filing Language: English

(84) Designated States (regional): European patent (AT, BE, CH, CY, DE, DK, ES, FI, FR, GB, GR, IE, IT, LU, MC, NL, PT, SE, TR).

(26) Publication Language: English

(30) Priority Data:
60/172,765 20 December 1999 (20.12.1999) US
09/476,929 30 December 1999 (30.12.1999) US

Published:
— with international search report

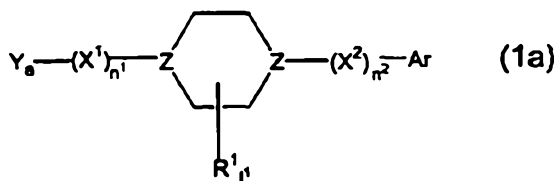
(88) Date of publication of the international search report:
7 March 2002

(71) Applicant: NEUROMED TECHNOLOGIES, INC. [CA/CA]; Suite 301, 2389 Health Sciences Mall, The University of British Columbia, Vancouver, British Columbia V6T 1Z4 (CA).

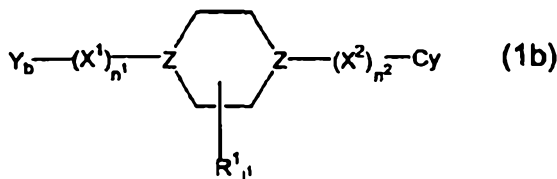
For two-letter codes and other abbreviations, refer to the "Guidance Notes on Codes and Abbreviations" appearing at the beginning of each regular issue of the PCT Gazette.



(54) Title: PARTIALLY SATURATED CALCIUM CHANNEL BLOCKERS



or



(57) Abstract: Compounds of formula (1a) or (1b) or the salts thereof, wherein each Z is independently N or CH, but one Z must be N; wherein n¹ is 1 and n² is 0 or 1; X¹ and X² are linkers; Ar represents one or two substituted or unsubstituted aromatic or heteroaromatic rings, and Cy represents one or two substituted or unsubstituted aliphatic cyclic or heterocyclic rings, or consists of one substituted or unsubstituted aliphatic cyclic or heterocyclic ring and one substituted or unsubstituted aromatic or heteroaromatic ring; each of Y_a and Y_b is two substituted or unsubstituted aromatic or heteroaromatic rings, or can be two substituted or unsubstituted aliphatic cyclic or heterocyclic rings or consists of one substituted or unsubstituted aliphatic cyclic or heterocyclic ring and one substituted or unsubstituted aromatic or heteroaromatic ring; with the proviso that said rings cannot both be phenyl when both Ar includes a single phenyl ring and X¹ contains less than 5C; and with the proviso that formula (1b) must contain at least one aromatic or heteroaromatic

ring; n¹ is 0 or 1; R¹ is substituted or unsubstituted alkyl (1-6C), substituted or unsubstituted aryl (6-10C) or substituted or unsubstituted arylalkyl (7-16C) optionally containing 1-4 heteroatoms selected from the group consisting of halo, N, P, O, and S or may independently be halo, OR, SR, NR₂, OOCR, NROCR, COR, COOR, CONR₂, CF₃, CN or NO₂, wherein R is H or alkyl (1-6C).



WO 01/46166 A3

PARTIALLY SATURATED CALCIUM CHANNEL BLOCKERS

5

Technical Field

The invention relates to compounds useful in treating conditions associated with calcium channel function. More specifically, the invention concerns compounds containing benzhydryl and 6-membered heterocyclic moieties that are useful in treatment of conditions such as stroke and pain.

Background Art

Native calcium channels have been classified by their electrophysiological and pharmacological properties as T, L, N, P and Q types (for reviews see McCleskey, E.W. *et al. Curr Topics Membr* (1991) 39:295-326, and Dunlap, K. *et al. Trends Neurosci* (1995) 18:89-98). T-type (or low voltage-activated) channels describe a broad class of molecules that transiently activate at negative potentials and are highly sensitive to changes in resting potential. The L, N, P and Q-type channels activate at more positive potentials (high voltage activated) and display diverse kinetics and voltage-dependent properties. There is some overlap in biophysical properties of the high voltage-activated channels, consequently pharmacological profiles are useful to further distinguish them. L-type channels are sensitive to dihydropyridine agonists and antagonists, N-type channels are blocked by the *Conus geographus* peptide toxin, ω -conotoxin GVIA, and P-type channels are blocked by the peptide ω -agatoxin IVA from the venom of the funnel web spider, *Agelenopsis aperta*. A fourth type of high voltage-activated calcium channel (Q-type) has been

described, although whether the Q- and P-type channels are distinct molecular entities is controversial (Sather, W.A. *et al. Neuron* (1995) 11:291-303; Stea, A. *et al. Proc Natl Acad Sci USA* (1994) 91:10576-10580; Bourinet, E. *et al. Nature Neuroscience* (1999) 2:407-415). Several types of calcium conductances do not fall neatly into any
5 of the above categories and there is variability of properties even within a category suggesting that additional calcium channels subtypes remain to be classified.

Biochemical analyses show that neuronal high voltage activated calcium channels are heterooligomeric complexes consisting of three distinct subunits (α_1 , $\alpha_2\delta$ and β) (reviewed by De Waard, M. *et al. Ion Channels* (1997) vol. 4, Narahashi, T. ed. Plenum Press, NY). The α_1 subunit is the major pore-forming subunit and
10 contains the voltage sensor and binding sites for calcium channel antagonists. The mainly extracellular α_2 is disulfide-linked to the transmembrane δ subunit and both are derived from the same gene and are proteolytically cleaved *in vivo*. The β subunit is a nonglycosylated, hydrophilic protein with a high affinity of binding to a
15 cytoplasmic region of the α_1 subunit. A fourth subunit, γ , is unique to L-type calcium channels expressed in skeletal muscle T-tubules. The isolation and characterization of γ -subunit-encoding cDNAs is described in U.S. Patent No. 5,386,025 which is incorporated herein by reference.

Recently, each of these α_1 subtypes has been cloned and expressed, thus
20 permitting more extensive pharmacological studies. These channels have been designated α_{1A} - α_{1I} and α_{1S} and correlated with the subtypes set forth above. α_{1A} channels are of the P/Q type; α_{1B} represents N; α_{1C} , α'_{1D} , α_{1F} and α_{1S} represent L; α_{1E} represents a novel type of calcium conductance, and α_{1G} - α_{1I} represent members of the T-type family, reviewed in Stea, A. *et al. in Handbook of Receptors and Channels*
25 (1994), North, R.A. ed. CRC Press; Perez-Reyes, *et al. Nature* (1998) 391:896-900; Cribbs, L.L. *et al. Circulation Research* (1998) 83:103-109; Lee, J.H. *et al. Journal of Neuroscience* (1999) 19:1912-1921.

Further details concerning the function of N-type channels, which are synaptic channels, have been disclosed, for example, in U.S. Patent No. 5,623,051, the disclosure of which is incorporated herein by reference. As described, N-type channels possess a site for binding syntaxin, a protein anchored in the presynaptic membrane. Blocking this interaction also blocks the presynaptic response to calcium influx. Thus, compounds that block the interaction between syntaxin and this binding site would be useful in neural protection and analgesia. Such compounds have the added advantage of enhanced specificity for presynaptic calcium channel effects.

U.S. Patent No. 5,646,149 describes calcium channel antagonists of the formula A-Y-B wherein B contains a piperazine or piperidine ring directly linked to Y. An essential component of these molecules is represented by A, which must be an antioxidant; the piperazine or piperidine itself is said to be important. The exemplified compounds contain a benzhydryl substituent, based on known calcium channel blockers (see below). U.S. Patent No. 5,703,071 discloses compounds said to be useful in treating ischemic diseases. A mandatory portion of the molecule is a tropolone residue; among the substituents permitted are piperazine derivatives, including their benzhydryl derivatives. U.S. Patent No. 5,428,038 discloses compounds which are said to exert a neural protective and antiallergic effect. These compounds are coumarin derivatives which may include derivatives of piperazine and other six-membered heterocycles. A permitted substituent on the heterocycle is diphenylhydroxymethyl. Thus, approaches in the art for various indications which may involve calcium channel blocking activity have employed compounds which incidentally contain piperidine or piperazine moieties substituted with benzhydryl but mandate additional substituents to maintain functionality.

Certain compounds containing both benzhydryl moieties and piperidine or piperazine are known to be calcium channel antagonists and neuroleptic drugs. For example, Gould, R.J. *et al. Proc Natl Acad Sci USA* (1983) 80:5122-5125 describes antischizophrenic neuroleptic drugs such as lidoflazine, fluspirilene, pimozide,

clopmozide, and penfluridol. It has also been shown that fluspirilene binds to sites on L-type calcium channels (King, V.K. *et al.* *J Biol Chem* (1989) 264:5633-5641) as well as blocking N-type calcium current (Grantham, C.J. *et al.* *Brit J Pharmacol* (1944) 111:483-488). In addition, Lomerizine, developed
5 by Kanebo KK, is a known non-specific calcium channel blocker. A review of publications concerning Lomerizine is found in Dooley, D., *Current Opinion in CPNS Investigational Drugs* (1999) 1:116-125.

U.S. application 09/401,699 filed 23 September 1999 and incorporated herein by reference discloses benzhydryl-substituted piperidines and
10 piperazines which block calcium channels, especially N-type channels.

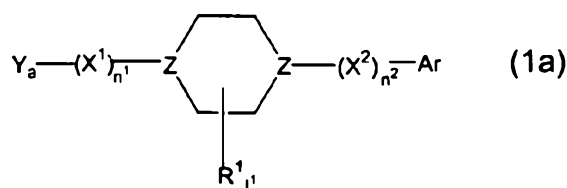
The present invention is based on the recognition that compounds comprising a six-membered heterocyclic ring containing at least one nitrogen coupled to two hydrophobic clusters (each cluster coupled optionally through a linker) provide calcium channel blocking activity. Thus these compounds are
15 particularly useful for treating stroke and pain. By focusing on these moieties, compounds useful in treating indications associated with excessive calcium channel activity and combinatorial libraries that contain these compounds can be prepared.

Any discussion of documents, acts, materials, devices, articles or the like
20 which has been included in the present specification is solely for the purpose of providing a context for the present invention. It is not to be taken as an admission that any or all of these matters form part of the prior art base or were common general knowledge in the field relevant to the present invention as it existed in Australia before the priority date of each claim of this application.

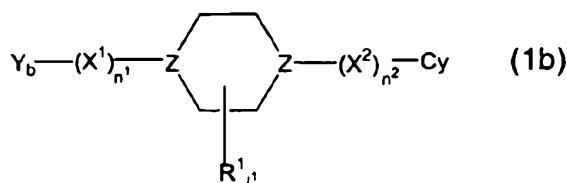
25 Disclosure of the Invention

The invention relates to compounds useful in treating conditions such as stroke, migraine, chronic neuropathic and acute pain, epilepsy, hypertension, cardiac arrhythmias, and other indications associated with calcium metabolism,
30 including synaptic calcium channel-mediated functions. The compounds of the invention are derivatives of piperidine or piperazine linked to hydrophobic substituents which enhance the calcium channel blocking activity. Thus, in one aspect, the invention is directed to therapeutic methods that employ compounds of the formulas

- 5 -



or



wherein each Z is independently N or CH, but one Z must be N;

5 wherein n¹ is 1 and n² is 0 or 1;

X¹ and X² are linkers;

Ar represents one or two substituted or unsubstituted aromatic or heteroaromatic rings, and

10 Cy represents one or two substituted or unsubstituted aliphatic cyclic or heterocyclic rings, or consists of one substituted or unsubstituted aliphatic cyclic or heterocyclic ring and one substituted or unsubstituted aromatic or heteroaromatic ring;

15 each of Y_a and Y_b is two substituted or unsubstituted aromatic or heteroaromatic rings, or can be two substituted or unsubstituted aliphatic cyclic or heterocyclic rings or consists of one substituted or unsubstituted aliphatic cyclic or heterocyclic ring and one substituted or unsubstituted aromatic or heteroaromatic ring;

with the proviso that said rings cannot both be phenyl when both Ar includes a single phenyl ring and X¹ contains less than 5C;

20 and with the proviso that formula (1b) must contain at least one aromatic or heteroaromatic ring;

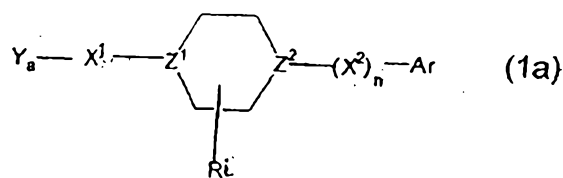
l¹ is 0 or 1;

R¹ is substituted or unsubstituted alkyl (1-6C), substituted or unsubstituted aryl (6-10C) or substituted or unsubstituted arylalkyl (7-16C) optionally containing 1-4 heteroatoms selected from the group consisting of halo, N, P, O, and S or may independently be halo, OR, SR, NR₂, OOCR, NROCR, COR, COOR, CONR₂, CF₃, CN or NO₂, wherein
 5 R is H or alkyl (1-6C). Substituents included in Y_a, Y_b, Ar and Cy are also selected from the foregoing.

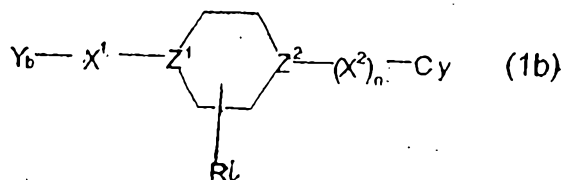
The invention is directed to methods to antagonize calcium channel activity using the compounds of formulas (1a) or (1b) and thus to treat associated conditions. It will be noted that the conditions may be associated with abnormal calcium channel
 10 activity, or the subject may have normal calcium channel function which nevertheless results in an undesirable physical or metabolic state that can be benefited by lowering calcium transport. In another aspect, the invention is directed to pharmaceutical compositions containing these compounds.

The invention is also directed to combinatorial libraries containing the
 15 compounds of formulas (1a) or (1b) and to methods to screen these libraries for members containing particularly potent calcium channel blocking activity including blocking activity for channels of a particular type.

The present invention provides a method for treating stroke, head trauma, epilepsy, mood disorders, schizophrenia, depression, anxiety, hypertension, cardiac
 20 arrhythmias, or chronic, neuropathic or acute pain in a subject in need of such treatment, comprising administering to the subject in need of such treatment a compound of the formula



or



or the salts thereof,

wherein, each of Z¹ and Z² is independently N or CH, but one of Z¹ and Z² must
 35 be N;

wherein n is 0 or 1;

X^1 is $\text{CH}(\text{CH}_2)_{1-10}$ or $\text{C}=\text{CH}(\text{CH}_2)_{0-5}$ or $\text{CH}(\text{CH}_2)_{1-9}\text{CO}$;

X^2 is selected from the group consisting of $(\text{CH}_2)_{1-8}$, $-\text{NH}(\text{CH}_2)_{1-6}$, $(\text{CH}_2)_{1-9}\text{CO}$, $(\text{CH}_2)_{0-5}\text{CH}=\text{CH}-(\text{CH}_2)_{0-3}$, $-\text{CO}(\text{CH}_2)_{1-8}$, $(\text{CH}_2)_{1-5}\text{CO}(\text{CH}_2)_{0-3}$, $(\text{CH}_2)_{1-5}\text{NH}(\text{CH}_2)_{0-3}$, $(\text{CH}_2)_{1-5}\text{CONH}(\text{CH}_2)_{0-3}$, and $(\text{CH}_2)_{1-5}\text{NHCO}(\text{CH}_2)_{0-3}$; and wherein X^2 accommodates
5 two rings when Ar or Cy represents two rings;

Ar represents one or two substituted or unsubstituted aromatic or heteroaromatic rings, and

Cy represents one or two substituted or unsubstituted aliphatic cyclic or heterocyclic rings, or consists of one substituted or unsubstituted aliphatic cyclic or
10 heterocyclic ring and one substituted or unsubstituted aromatic or heteroaromatic ring;

Y_a is two substituted or unsubstituted aliphatic cyclic or heterocyclic rings or consists of one substituted or unsubstituted aliphatic cyclic or heterocyclic ring and one substituted or unsubstituted aromatic or heteroaromatic ring;

Y_b is two substituted or unsubstituted aromatic or heteroaromatic rings, or can
15 be two substituted or unsubstituted aliphatic cyclic or heterocyclic rings or consists of one substituted or unsubstituted aliphatic cyclic or heterocyclic ring and one substituted or unsubstituted aromatic or heteroaromatic ring;

substituents present on Y_a , Y_b , Ar and Cy, if present, are selected from substituted or unsubstituted alkyl (1-6C), substituted or unsubstituted aryl (6-10C) or
20 substituted or unsubstituted arylalkyl (7-16C) optionally containing 1-4 heteroatoms selected from the group consisting of halo, N, P, O, and S or may independently be halo, OR, SR, NR_2 , OOCR, NROCR, COR, COOR, CONR_2 , CF_3 , CN or NO_2 , wherein R is H or alkyl (1-6C);

with the proviso that no member of the group consisting of Y_a , Y_b and Ar can
25 represent two phenyl rings;

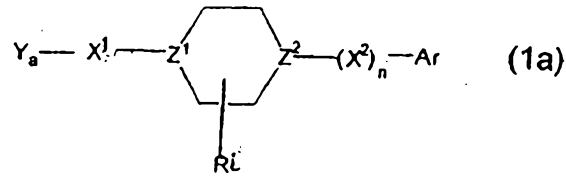
with the proviso that formula (1b) must contain at least one aromatic or heteroaromatic ring;

l^1 is 0 or 1; and

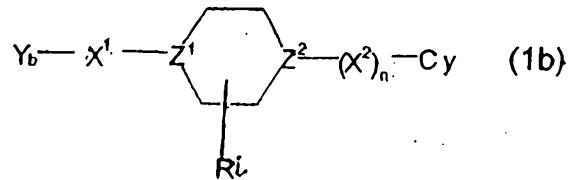
R^1 is substituted or unsubstituted alkyl (1-6C), substituted or unsubstituted aryl
30 (6-10C) or substituted or unsubstituted arylalkyl (7-16C) optionally containing 1-4 heteroatoms selected from the group consisting of halo, N, P, O, and S or may independently be halo, OR' , SR' , NR'_2 , OOCR' , $\text{NR}'\text{OCR}'$, COR' , COOR' , CONR'_2 , CF_3 , CN or NO_2 , wherein R' is H or alkyl (1-6C).

The present invention also provides use of a compound of formula (1a) or (1b)
35 to prepare a medicament for treating stroke, head trauma, epilepsy, mood disorders, schizophrenia, depression, anxiety, hypertension, cardiac arrhythmias, or chronic,

neuropathic or acute pain in a subject in need of such treatment, wherein said compound is of the formula



or



or salts thereof,

15 wherein, each of Z^1 and Z^2 is independently N or CH, but one of Z^1 and Z^2 must be N;

wherein n is 0 or 1;

X^1 is $CH(CH_2)_{1-10}$ or $C=CH(CH_2)_{0-5}$ or $CH(CH_2)_{1-9}CO$;

20 X^2 is selected from the group consisting of $(CH_2)_{1-8}$, $-NH(CH_2)_{1-6}$, $(CH_2)_{1-9}CO$, $(CH_2)_{0-5}CH=CH-(CH_2)_{0-3}$, $-CO(CH_2)_{1-8}$, $(CH_2)_{1-5}CO(CH_2)_{0-3}$, $(CH_2)_{1-5}NH(CH_2)_{0-3}$, $(CH_2)_{1-5}CONH(CH_2)_{0-3}$, and $(CH_2)_{1-5}NHCO(CH_2)_{0-3}$; and wherein X^2 accommodates two rings when Ar or Cy represents two rings;

Ar represents one or two substituted or unsubstituted aromatic or heteroaromatic rings, and

25 Cy represents one or two substituted or unsubstituted aliphatic cyclic or heterocyclic rings, or consists of one substituted or unsubstituted aliphatic cyclic or heterocyclic ring and one substituted or unsubstituted aromatic or heteroaromatic ring;

Y_a and is two substituted or unsubstituted aliphatic cyclic or heterocyclic rings or consists of one substituted or unsubstituted aliphatic cyclic or heterocyclic ring and
30 one substituted or unsubstituted aromatic or heteroaromatic ring;

Y_b is two substituted or unsubstituted aromatic or heteroaromatic rings, or can be two substituted or unsubstituted aliphatic cyclic or heterocyclic rings or consists of one substituted or unsubstituted aliphatic cyclic or heterocyclic ring and one substituted or unsubstituted aromatic or heteroaromatic ring;

35 substituents present on Y_a , Y_b , Ar and Cy, if present, are selected from substituted or unsubstituted alkyl (1-6C), substituted or unsubstituted aryl (6-10C) or

substituted or unsubstituted arylalkyl (7-16C) optionally containing 1-4 heteroatoms selected from the group consisting of halo, N, P, O, and S or may independently be halo, OR', SR', NR'₂, OOCR', NR'OCR', COR', COOR', CONR₂, CF₃, CN or NO₂, wherein R' is H or alkyl (1-6C);

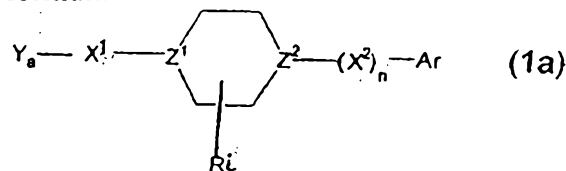
5 with the proviso that no member of the group consisting of Y_a, Y_b and Ar can represent two phenyl rings;

with the proviso that formula (1b) must contain at least one aromatic or heteroaromatic ring;

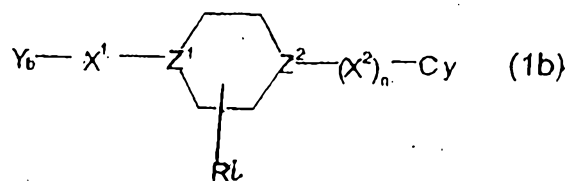
i is 0 or 1; and

10 R is substituted or unsubstituted alkyl (1-6C), substituted or unsubstituted aryl (6-10C) or substituted or unsubstituted arylalkyl (7-16C) optionally containing 1-4 heteroatoms selected from the group consisting of halo, N, P, O, and S or may independently be halo, OR', SR', NR'₂, OOCR', NR'OCR', COR', COOR', CONR'₂, CF₃, CN or NO₂, wherein R' is H or alkyl (1-6C).

15 The present invention also provides a library comprising at least ten different compounds of the formula



or



or salts thereof,

wherein, each of Z¹ and Z² is independently N or CH, but one of Z¹ and Z² must be N;

wherein n is 0 or 1;

30 X¹ is CH(CH₂)₁₋₁₀ or C=CH(CH₂)₀₋₅ or CH(CH₂)₁₋₉CO;

X² is selected from the group consisting of (CH₂)₁₋₈, -NH(CH₂)₁₋₆, CH-(CH₂)₀₋₇, (CH₂)₁₋₉CO, (CH₂)₀₋₅CH=CH-(CH₂)₀₋₃, -CO(CH₂)₁₋₈, (CH₂)₁₋₅CO(CH₂)₀₋₃, (CH₂)₁₋₅NH(CH₂)₀₋₃, (CH₂)₁₋₅CONH(CH₂)₀₋₃, and (CH₂)₁₋₅NHCO(CH₂)₀₋₃; and wherein X² accommodates two rings when Ar or Cy represents two rings;

35 Ar represents one or two substituted or unsubstituted aromatic or heteroaromatic rings, and

Cy represents one or two substituted or unsubstituted aliphatic cyclic or heterocyclic rings, or consists of one substituted or unsubstituted aliphatic cyclic or heterocyclic ring and one substituted or unsubstituted aromatic or heteroaromatic ring;

Y_a is two substituted or unsubstituted aliphatic cyclic or heterocyclic ring and
5 one substituted or unsubstituted aromatic or heteroaromatic ring;

Y_b is two substituted or unsubstituted aromatic or heteroaromatic rings, or can be two substituted or unsubstituted aliphatic cyclic or heterocyclic rings or consists of one substituted or unsubstituted aliphatic cyclic or heterocyclic ring and one substituted or unsubstituted aromatic or heteroaromatic ring;

10 substituents present on Y_a, Y_b, Ar and Cy, if present, are selected from substituted or unsubstituted alkyl (1-6C), substituted or unsubstituted aryl (6-10C) or substituted or unsubstituted arylalkyl (7-16C) optionally containing 1-4 heteroatoms selected from the group consisting of halo, N, P, O, and S or may independently be halo, OR', SR', NR'₂, OOCR', NR'OCR', COR', COOR', CONR'₂, CF₃, CN or NO₂,
15 wherein R' is H or alkyl (1-6C);

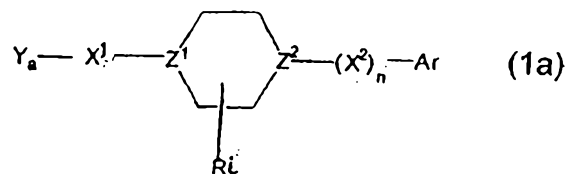
with the proviso that no member of the group consisting of Y_a, Y_b and Ar can represent two phenyl rings;

with the proviso that formula (1b) must contain at least one aromatic or heteroaromatic ring;

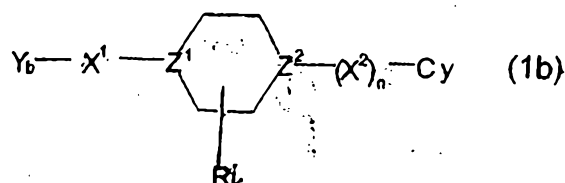
20 l¹ is 0 or 1; and

R¹ is substituted or unsubstituted alkyl (1-6C), substituted or unsubstituted aryl (6-10C) or substituted or unsubstituted arylalkyl (7-16C) optionally containing 1-4 heteroatoms selected from the group consisting of halo, N, P, O, and S or may independently be halo, OR, SR, NR₂, OOCR, NROCR, COR, COOR, CONR₂, CF₃,
25 CN or NO₂, wherein R is H or alkyl (1-6C).

The present invention further provides a pharmaceutical composition for use in treating stroke, head trauma, epilepsy, mood disorders, schizophrenia, depression, anxiety, hypertension, cardiac arrhythmias, or chronic, neuropathic or acute pain, which composition comprises in an admixture with a pharmaceutically acceptable excipient, a
30 dosage amount of a compound of the formula



or



or the salts thereof,

wherein each of Z^1 and Z^2 is independently N or CH, but one of Z^1 and Z^2 must be N;

wherein n is 0 or 1;

5 X^1 is $\text{CH}(\text{CH}_2)_{1-10}$ or $\text{C}=\text{CH}(\text{CH}_2)_{0-5}$ or $\text{CH}(\text{CH}_2)_{1-9}\text{CO}$;

X^2 is selected from the group consisting of $(\text{CH}_2)_{1-8}$, $-\text{NH}(\text{CH}_2)_{1-6}$, $(\text{CH}_2)_{1-9}\text{CO}$, $(\text{CH}_2)_{0-5}\text{CH}=\text{CH}-(\text{CH}_2)_{0-3}$, $-\text{CO}(\text{CH}_2)_{1-8}$, $(\text{CH}_2)_{1-5}\text{CO}(\text{CH}_2)_{0-3}$, $(\text{CH}_2)_{1-5}\text{NH}(\text{CH}_2)_{0-3}$, $(\text{CH}_2)_{1-5}\text{CONH}(\text{CH}_2)_{0-3}$, and $(\text{CH}_2)_{1-5}\text{NHCO}(\text{CH}_2)_{0-3}$; and wherein X^2 accommodates two rings when Ar Cy represents two rings;

10 Ar represents one or two substituted or unsubstituted aromatic or heteroaromatic rings, and

Cy represents one or two substituted or unsubstituted aliphatic cyclic or heterocyclic rings, or consists of one substituted or unsubstituted aliphatic cyclic or heterocyclic ring and one substituted or unsubstituted aromatic or heteroaromatic ring;

15 Y_a is two substituted or unsubstituted aliphatic cyclic or heterocyclic rings or consists of one substituted or unsubstituted aliphatic cyclic or heterocyclic ring and one substituted or unsubstituted aromatic or heteroaromatic ring;

Y_b is two substituted or unsubstituted aromatic or heteroaromatic rings, or can be two substituted or unsubstituted aliphatic cyclic or heterocyclic rings or consists of one substituted or unsubstituted aliphatic cyclic or heterocyclic ring and one substituted or unsubstituted aromatic or heteroaromatic ring;

substituents present on Y_a , Y_b , Ar and Cy, if present are selected from substituted or unsubstituted alkyl (1-6C), substituted or unsubstituted aryl (6-10C) or substituted or unsubstituted arylalkyl (7-16C) optionally containing 1-4 heteroatoms selected from the group consisting of halo, N, P, O, and S or may independently be halo, OR', SR', NR'₂, OOCR', NR'OCR', COR', COOR', CONR'₂, CF₃, CN OR NO₂, wherein R' is H or alkyl (1-6C);

with the proviso that no member of the group consisting of Y_a , Y_b and Ar can represent two phenyl rings;

30 with the proviso that formula (1b) must contain at least one aromatic or heteroaromatic ring;

i is 0 or 1; and


R is substituted or unsubstituted alkyl (1-6C), substituted or unsubstituted aryl (6-10C) or substituted or unsubstituted arylalkyl (7-16C) optionally containing 1-4
35 heteroatoms selected from the group consisting of halo, N, P, O, and S or may

independently be halo, OR', SR', NR'₂, OOCR', NR'OCR', COR', COOR', CONR'₂, CF₃, CN or NO₂, wherein R' is H or alkyl (1-6C).

Throughout this specification the word "comprise", or variations such as "comprises" or "comprising", will be understood to imply the inclusion of a stated
5 element, integer or step, or group of elements, integers or steps, but not the exclusion of any other element, integer or step, or group of elements, integers or steps.

Modes of Carrying out the Invention

The compounds of formulas (1a) or (1b), useful in the methods of the invention,
10 exert their desirable effects through their ability to antagonize the activity of calcium channels, including those which are synaptic in their activity. While the compounds of formulas (1a) or (1b) generally have this activity, the availability of a multiplicity of calcium channel blockers permits a nuanced selection of compounds for particular disorders. Thus, the availability of this class of compounds provides not only a genus
15 of general utility in indications that are affected by excessive calcium channel activity, but also provides a large number of compounds which can be mined and manipulated for specific interaction with particular forms of calcium



channels. The availability of recombinantly produced calcium channels of the α_{1A} - α_{1I} and α_{1S} types set forth above, facilitates this selection process. Dubel, S.J. *et al. Proc Natl Acad Sci USA* (1992) 89:5058-5062; Fujita, Y. *et al. Neuron* (1993) 10:585-598; Mikami, A. *et al. Nature* (1989) 340:230-233; Mori, Y. *et al. Nature* (1991) 350:398-402; Snutch, T.P. *et al. Neuron* (1991) 7:45-57; Soong, T.W. *et al. Science* (1993) 260:1133-1136; Tomlinson, W.J. *et al. Neuropharmacology* (1993) 32:1117-1126; Williams, M.E. *et al. Neuron* (1992) 8:71-84; Williams, M.E. *et al. Science* (1992) 257:389-395; Perez-Reyes, *et al. Nature* (1998) 391:896-900; Cribbs, L.L. *et al. Circulation Research* (1998) 83:103-109; Lee, J.H. *et al. Journal of Neuroscience* (1999) 19:1912-1921.

Thus, while it is known that calcium channel activity is involved in a multiplicity of disorders, the types of channels associated with particular conditions is the subject of ongoing data collection. The association of N-type channels in conditions associated with neural transmission would indicate that compounds of the invention which target N-type receptors are most useful in these conditions. Most of the members of the genus of compounds of formulas (1a) or (1b) target N-type channels; other members of the genus may target other channels; many members of the genus target channels of several types.

There are two distinguishable types of calcium channel inhibition. The first, designated "open channel blockage," is conveniently demonstrated when displayed calcium channels are maintained at an artificially negative resting potential of about -100 mV (as distinguished from the typical endogenous resting maintained potential of about -70 mV). When the displayed channels are abruptly depolarized under these conditions, calcium ions are caused to flow through the channel and exhibit a peak current flow which then decays. Open channel blocking inhibitors diminish the current exhibited at the peak flow and can also accelerate the rate of current decay.

This type of inhibition is distinguished from a second type of block, referred to herein as "inactivation inhibition." When maintained at less negative resting

potentials, such as the physiologically important potential of -70 mV, a certain percentage of the channels may undergo conformational change, rendering them incapable of being activated -- *i.e.*, opened -- by the abrupt depolarization. Thus, the peak current due to calcium ion flow will be diminished not because the open channel is blocked, but because some of the channels are unavailable for opening (inactivated). "Inactivation" type inhibitors increase the percentage of channels that are in an inactivated state.

Among the conditions associated in which blocking calcium transport would be of therapeutic value are stroke, head trauma, epilepsy, and chronic, neuropathic and acute pain. Calcium transport, especially that associated with N-type channels, is also implicated in other neurological disorders such as migraine, epilepsy, mood disorders, schizophrenia, and certain degenerative disorders. Other conditions that benefit from reduced calcium flux include depression, anxiety, and other psychoses. Cardiovascular conditions benefited include hypertension and cardiac arrhythmias.

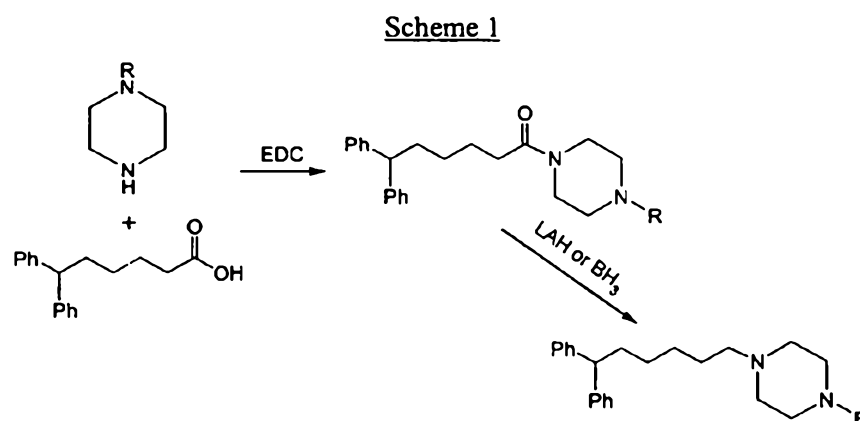
The availability of the libraries containing the compounds of formulas (1a) or (1b) also provides a source of compounds which may be screened for activity with regard to the various ion channels. The various types of ion channels are associated with conditions that are susceptible to treatment. Blockers of sodium channels, for example, are useful as local anesthetics, and in treating cardiac arrhythmias, as anticonvulsants, and in treating hyperkalemic periodic paralysis. Potassium channel blockers are useful in treating hypertension and cardiac arrhythmias; various other receptors are associated with psychoses, schizophrenia, depression, and apnea. Thus, the library of compounds of the invention is useful in standard screening techniques as a source of effective pharmaceutical compounds.

Synthesis

The compounds of the invention may be synthesized using conventional methods. Illustrative of such methods are the following schemes.

The piperazine derivatives of the invention are prepared conveniently by synthetic routes wherein one of the linkers, X^1 or X^2 , is supplied as a carboxylic acid or carboxylic acid derivative and is coupled to piperazine already bound to the remaining substituent. Thus, in general, these compounds are prepared by Reaction

5 Scheme 1 illustrated below for the embodiment wherein Ar is benzhydryl and $Y_a(X^1)_n$ is depicted as R.

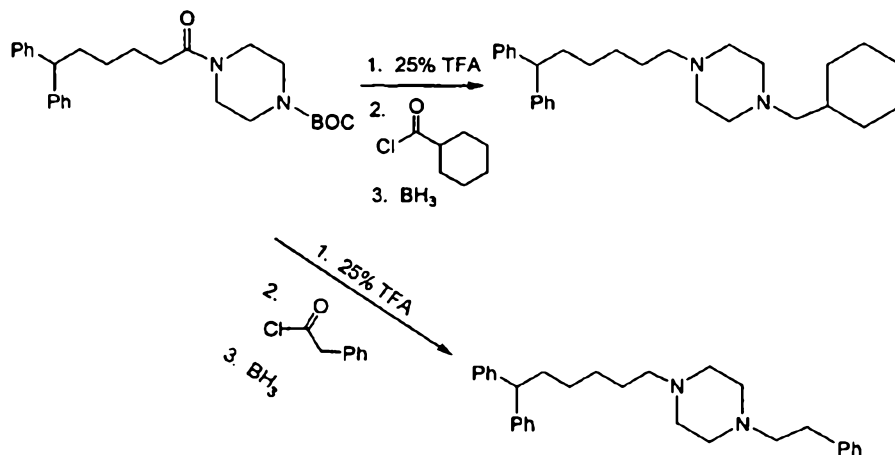


The intermediate amide product can be reduced as shown, if desired, using a suitable reducing agent. Preferably, the reducing agent is BH₃ if R represents phenyl or benzyl, or is LAH if R contains a π -bond other than in an aromatic system, such as the instance wherein R is $-\text{CH}_2\text{CH}=\text{CH}\Phi$. Alternatively, the piperazine ring nitrogen shown coupled to R is protected with *t*-butyl carbonate (BOC) which can then be removed and replaced with a different substituent as shown in Reaction Scheme 2

10 and then reduced, for example, with BH₃.

15

- 10 -

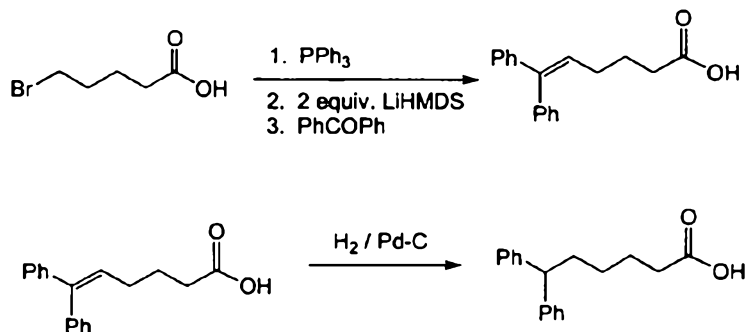
Reaction Scheme 2

In the foregoing reaction schemes, EDC represents ethyldicyclohexylcarbodiimide, LAH represents lithium aluminum hydride, TFA is trifluoroacetic acid.

5

Some of the desired carboxylates are commercially available including instances which include cyclic aliphatics. Where they are not, they can be prepared by a Wittig reaction and reduced as desired, as shown in Reaction Scheme 3, which illustrates preparation of the benzhydryl embodiment using benzophenone. However,

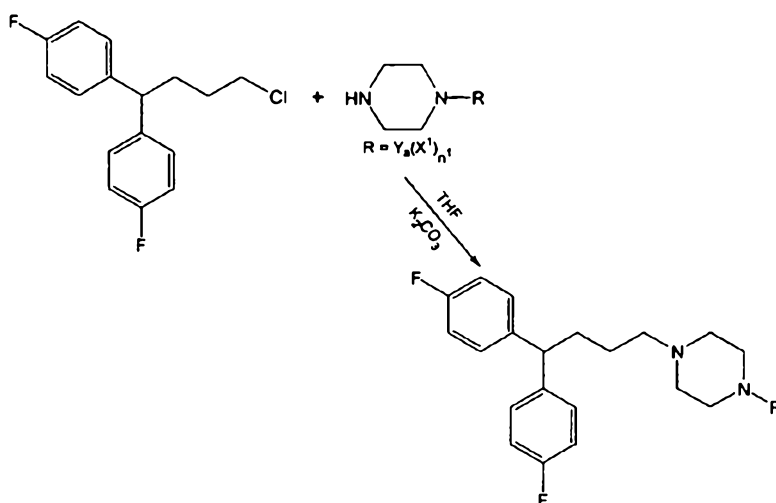
10 phenylcyclohexylketone or dicyclohexylketone can be substituted for benzophenone to obtain the corresponding embodiments wherein the substituent coupled to linker is symbolized by Cy in formula (1b).

Reaction Scheme 3

In this reaction scheme, LiHMDS represents lithium hexamethyl disilazide. The reaction proceeds smoothly with benzophenone and phenylcyclohexylketone; use of dicyclohexylketone results in an aberrant molecular weight as measured by mass spectrometry, but nevertheless provides product.

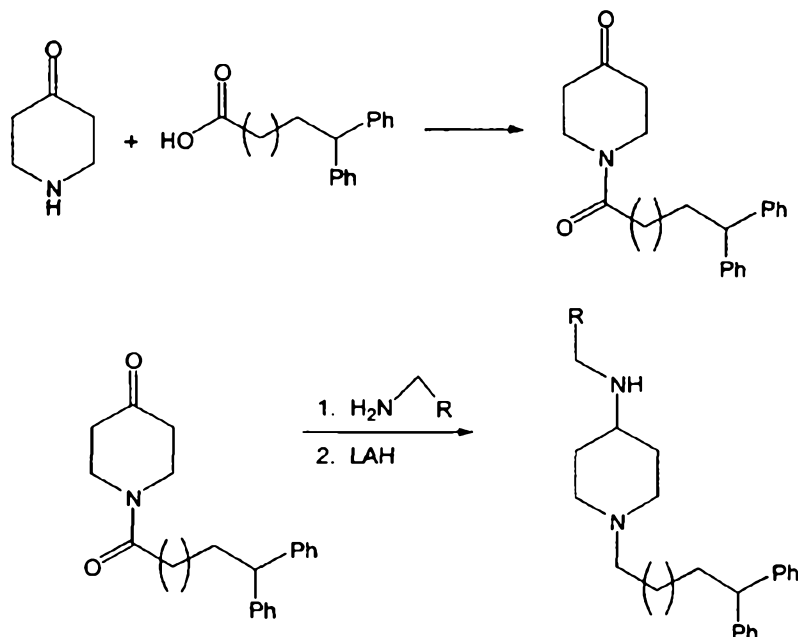
5 The reagents in the above-referenced scheme may or may not contain substitutions on the aromatic or cyclic aliphatic moieties. For example, compounds in the bis-4-fluorophenyl butylidene series are commercially available and Reaction Scheme 4 illustrates the preparation of these compounds.

Reaction Scheme 4



10

The compounds of the invention that are piperidine derivatives are prepared in an analogous manner, as shown in Reaction Scheme 5 using the illustration where Ar represents benzhydryl.

Reaction Scheme 5

As shown, the 4-piperidone is reacted with the corresponding carboxylic acid derivative of benzhydryl and then subjected to reductive amination. R, then, represents Y_a and may include a portion of the linker, X^1 , which linker includes CH_2NH .

In general, the synthesis of the compounds of the invention is conventional and employs techniques generally known in the art.

The compounds of formulas (1a) or (1b) are defined as shown in terms of the embodiments of their various substituents:

each Z is independently N or CH, but one Z must be N.

R^1 is alkyl (1-6C) aryl (6-10C) or arylalkyl (7-16C) optionally containing 1-4 heteroatoms selected from the group consisting of N, P, O, S, and halo. R^1 may also be the "substituents" halo, OR, SR, NR_2 , OOCR, NROCR, COR, COOR, CONR_2 , CF_3 , CN or NO_2 , wherein R is H or alkyl (1-6C). These "substituents" may also be present on the alkyl, aryl or arylalkyl moieties contained in Formulas 1a and 1b; aryl

groups may also contain alkyl substituents. Preferred embodiments of R^1 include phenyl, phenylalkyl, F, Cl, Br, I, CF_3 , OR, NR_2 and alkyl. Particularly preferred are F, OMe, NH_2 , NMe_2 , $NHOAc$, $CONH_2$, Br, COOEt, and COOMe, as well as methyl. Preferably, however, l^1 is 0.

5 As n^2 may be 0 or 1, X^2 may be present or not. X^1 and X^2 are suitable linkers containing 1-10C which may be saturated or unsaturated and may contain a ring. The linker may also contain one or two heteroatoms selected from N, O and S and may be substituted with the "substituents" listed above. Preferred embodiments of X^2 include
 10 $-(CH_2)_a-$ wherein a is 1-10, preferably 1-6, $-(CH_2)_bCO-$, where b is 1-9, and $-(CH_2)_cCH=CH$, where c is 0-4. Also preferred for X^2 is $-NH(CH_2)_d-$ where d is 1-6, when the coupled Z is CH.

Thus, formulas (1a) and (1b) are similar, except that compounds of formula (1a) contain more mandated aromatic substituents linked to the heterocyclic
 15 6-membered ring and those of (1b) contain more aliphatic cyclic or heterocyclic moieties. In each case, when X^2 is present, X^2 represents a linker which spaces the Ar or Cy moiety from Z preferably at a distance of 3-20Å, and may contain at least one heteroatom which is nitrogen or oxygen. Included in such linkers are amines and carbonyl functionalities, including amides. The linker may also be unsaturated or
 20 may be an alkylene group. Typically, X^2 is $(CH_2)_{1-8}$ or $-NH(CH_2)_{1-6}-$ or $(CH_2)_{0-5}$, or $-CH=CH-(CH_2)_{0-3}-$ or $-CO(CH_2)_{1-8}-$. Similarly, X^1 spaces the Y_a or Y_b from the nitrogen of the heterocyclic ring at a distance of 3-20Å.

In both cases, when linked to two aromatic or heterocyclic or other cyclic moieties, as is always the case for Y_a and Y_b , X^1 or X^2 must accommodate this and a typical embodiment is $-(CH_2)_{0-6}-CH-CH(CH_2)_{0-6}CO$, or $-CH(CH_2)_{0-7}$. X^1 or X^2 may
 25 also contain a π -bond, e.g., $-(CH_2)_{0-5}CH=C$, thus providing sufficient valence to couple two ring systems or $C=CH(CH_2)_{0-5}$.

In preferred forms of formulas (1a) and (1b), X^2 is $(CH_2)_{1-8}$, $(CH_2)_{1-5}CO(CH_2)_{0-3}$, $(CH_2)_{1-5}NH(CH_2)_{0-3}$, $(CH_2)_{0-5}CONH(CH_2)_{0-3}$,

$-(\text{CH}_2)_{0-5}\text{CH}=\text{CH}(\text{CH}_2)_{0-3}-$ and $(\text{CH}_2)_{1-5}\text{NHCO}(\text{CH}_2)_{0-3}$, with accommodation as required for two rings. Preferred for X^1 are $\text{CH}(\text{CH}_2)_{1-10}$ and $\text{CH}(\text{CH}_2)_{1-9}\text{CO}$.

It is believed that halogenation of the compounds of the invention is helpful in modulating the *in vivo* half-life, and it may be advantageous to include halogen-substituted rings in the compounds. Indeed, various substituents may thus be
5 included. These substituents include alkyl (1-6C), aryl (6-10C) or arylalkyl (7-16C) optionally containing 1-4 heteroatoms selected from the group consisting of halo, N, P, O, and S or may be the "substituents" halo, OR, SR, NR_2 , OOCR, NROCR, COR, COOR, CONR_2 , CF_3 , CN or NO_2 , wherein R is H or alkyl (1-6C). These substituents
10 may also be present on the alkyl, aryl or arylalkyl or other cyclic moieties; aryl or other cyclic moieties groups may also contain alkyl substituents.

Typical heteroaromatic moieties include pyridyl, pyrimidyl, quinolyl and the like. Typical aliphatic heterocycles include, for example, piperidinyl, piperazinyl, tetrahydrofuranyl, pyranyl, and the like. Preferred embodiments of Y_a and Y_b include
15 two cyclohexyl residues or a cyclohexyl and a phenyl residue.

Thus, all of the foregoing aromatic, heteroaromatic, cyclic aliphatic, and heterocyclic aliphatic moieties may be substituted or unsubstituted. Typical "substituents" include halo, OR, SR, NR_2 , OOCR, NROCR, COR, COOR, CONR_2 , CF_3 , CN or NO_2 , wherein R is H or alkyl (1-6C). They may also be substituted by
20 alkyl (1-6C), aryl (6-10C) or arylalkyl (7-16C) optionally containing 1-4 heteroatoms selected from the group consisting of halo, N, P, O, and S which may themselves contain "substituents." Aryl residues or other cyclic residues may also be substituted by alkyl.

Preferred substituents include halo, CF_3 , OR, NR_2 , COONR_2 , COOR, and the
25 like.

In the compounds of formula (1a), preferred embodiments of Ar include two phenyl moieties or a single phenyl moiety. In compounds of formula (1b), preferred

embodiments of Cy include a single cyclohexyl, a cyclohexyl and phenyl moiety, or two cyclohexyl moieties.

In one set of preferred embodiments of Formula 1a Y_2 is two substituted or unsubstituted phenyl, X' is $CH(CH_2)_5$ or $CH(CH_2)_4CO$, Z is N, and X^2 is CH_2 and n^2 is O or 1. In this embodiment, Ar is preferably an optionally substituted ring which is phenyl, pyrimidyl, especially 2-pyrimidyl or pyridyl, especially 2-pyridyl.

The invention compounds may also be supplied as pharmaceutically acceptable salts. Pharmaceutically acceptable salts include the acid addition salts which can be formed from inorganic acids such as hydrochloric, sulfuric, and phosphoric acid or from organic acids such as acetic, propionic, glutamic, glutaric, as well as acid ion-exchange resins. If the compounds contain carboxyl groups, the salts of the carboxyl groups may also be included. typical pharmaceutically acceptable salts are sodium, potassium, or calcium salts if appropriate, or salts with inorganic bases such as caffeine.

15

Utility and Administration

For use as treatment of human and animal subjects, the compounds of the invention can be formulated as pharmaceutical or veterinary compositions. Depending on the subject to be treated, the mode of administration, and the type of treatment desired -- e.g., prevention, prophylaxis, therapy; the compounds are formulated in ways consonant with these parameters. A summary of such techniques is found in Remington's Pharmaceutical Sciences, latest edition, Mack Publishing Co., Easton, PA, incorporated herein by reference.

In general, for use in treatment, the compounds of formulas (1a) and (1b) may be used alone, as mixtures of two or more compounds of formulas (1a) and (1b) or in combination with other pharmaceuticals. Depending on the mode of administration, the compounds will be formulated into suitable compositions to permit facile delivery.

25

Formulations may be prepared in a manner suitable for systemic administration or topical or local administration. Systemic formulations include those designed for injection (*e.g.*, intramuscular, intravenous or subcutaneous injection) or may be prepared for transdermal, transmucosal, or oral administration.

5 The formulation will generally include a diluent as well as, in some cases, adjuvants, buffers, preservatives and the like. The compounds can be administered also in liposomal compositions or as microemulsions.

For injection, formulations can be prepared in conventional forms as liquid solutions or suspensions or as solid forms suitable for solution or suspension in liquid
10 prior to injection or as emulsions. Suitable excipients include, for example, water, saline, dextrose, glycerol and the like. Such compositions may also contain amounts of nontoxic auxiliary substances such as wetting or emulsifying agents, pH buffering agents and the like, such as, for example, sodium acetate, sorbitan monolaurate, and so forth.

15 Various sustained release systems for drugs have also been devised. See, for example, U.S. Patent No. 5,624,677.

Systemic administration may also include relatively noninvasive methods such as the use of suppositories, transdermal patches, transmucosal delivery and intranasal administration. Oral administration is also suitable for compounds of the
20 invention. Suitable forms include syrups, capsules, tablets, as in understood in the art.

For administration to animal or human subjects, the dosage of the compounds of the invention is typically 0.1-15 mg/kg, preferably 0.1-1 mg/kg. However, dosage levels are highly dependent on the nature of the condition, the condition of the
25 patient, the judgment of the practitioner, and the frequency and mode of administration.

Screening Methods

The compounds of the invention can be synthesized individually using methods known in the art *per se*, or as members of a combinatorial library. In general, Y_a or Y_b is coupled, along with any linking moiety, to the nitrogen of the piperazine or piperidine ring. This ring itself is generally appropriately substituted with $(X^2)_n$ -Ar or $(X^2)_n$ -Cy prior to this coupling. Typically, $Y_a(X^1)_{n1}$ or $Y_b(X^1)_{n1}$ is supplied containing a suitable electron-withdrawing leaving group, thus effecting the coupling to the ring nitrogen.

Synthesis of combinatorial libraries is now commonplace in the art. Suitable descriptions of such syntheses are found, for example, in Wentworth, Jr., P. *et al. Current Opinion in Biol* (1993) 9:109-115; Salemme, F.R. *et al. Structure* (1997) 5:319-324. The libraries contain compounds with various embodiments of R^1 , X^1 , X^2 , Ar, Cy, Y and Z, along with appropriate substituents. These libraries, which contain, as few as 10, but typically several hundred members to several thousand members, may then be screened for compounds which are particularly effective against a specific subtype of calcium channel. In addition, using standard screening protocols, the libraries may be screened for compounds which block additional channels such as sodium channels, potassium channels and the like.

Methods of performing these screening functions are well known in the art. Typically, the channel to be targeted is expressed at the surface of a recombinant host cell such as human embryonic kidney cells. The ability of the members of the library to bind the channel is measured, for example, by the ability of the compound in the library to displace a labeled binding ligand such as the ligand normally associated with the channel or an antibody to the channel. More typically, ability to antagonize the channel is measured in the presence of the appropriate agonist and the ability of the compound to interfere with the signal generated is measured using standard techniques.

In more detail, one method involves the binding of radiolabeled agents that interact with the calcium channel and subsequent analysis of equilibrium binding measurements including, but not limited to, on rates, off rates, K_d values and competitive binding by other molecules. Another method involves the screening for the effects of compounds by electrophysiological assay whereby individual cells are impaled with a microelectrode and currents through the calcium channel are recorded before and after application of the compound of interest. Another method, high-throughput spectrophotometric assay, utilizes loading of the cell lines with a fluorescent dye sensitive to intracellular calcium concentration and subsequent examination of the effects of compounds on the ability of depolarization by potassium chloride or other means to alter intracellular calcium levels.

The following examples are intended to illustrate but not to limit the invention.

15

Example 1

Assay of N-Type Calcium Channel Blocking Activity

Antagonist activity was measured using whole cell patch recordings on human embryonic kidney cells either stably or transiently expressing rat $\alpha_{1B} + \alpha_{2b} + \beta_{1b}$ channels with 5 mM barium as a charge carrier.

20

For transient expression, host cells, such as human embryonic kidney cells, HEK 293 (ATCC# CRL 1573) are grown in standard DMEM medium supplemented with 2 mM glutamine and 10% fetal bovine serum. HEK 293 cells are transfected by a standard calcium-phosphate-DNA coprecipitation method using the rat $\alpha_{1B} + \beta_{1b} + \alpha_{2\delta}$ N-type calcium channel subunits in a vertebrate expression vector (for example, see *Current Protocols in Molecular Biology*).

25

After an incubation period of from 24 to 72 hrs the culture medium is removed and replaced with external recording solution (see below). Whole cell patch

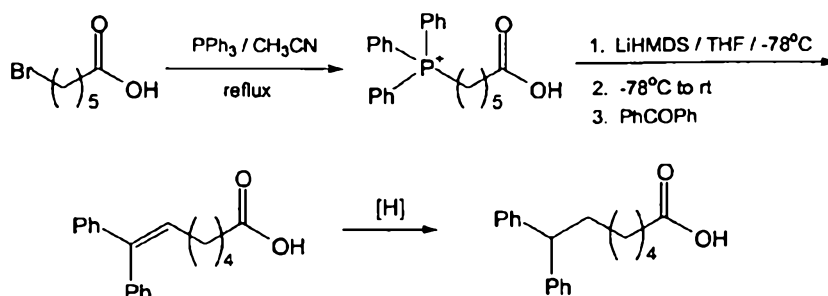
clamp experiments are performed using an Axopatch 200B amplifier (Axon Instruments, Burlingame, CA) linked to an IBM compatible personal computer equipped with pCLAMP software. Borosilicate glass patch pipettes (Sutter Instrument Co., Novato, CA) were polished (Microforge, Narishige, Japan) to a resistance of about 4 M Ω when filled with cesium methanesulfonate internal solution (composition in mM: 109 CsCH₃SO₄, 4 MgCl₂, 9 EGTA, 9 HEPES, pH 7.2). Cells were bathed in 5 mM Ba⁺⁺ (in mM: 5 BaCl₂, 1 MgCl₂, 10 HEPES, 40 tetraethylammonium chloride, 10 glucose, 87.5 CsCl pH 7.2). Current data shown were elicited by a train of 100 ms test pulses at 0.066 Hz from -100 mV and/or -80 mV to various potentials (min. -20 mV, max. +30 mV). Drugs were perfused directly into the vicinity of the cells using a microperfusion system.

Normalized dose-response curves were fit (Sigmaplot 4.0, SPSS Inc., Chicago, IL) by the Hill equation to determine IC₅₀ values. Steady-state inactivation curves were plotted as the normalized test pulse amplitude following 5 s inactivating prepulses at +10 mV increments. Inactivation curves were fit (Sigmaplot 4.0) with the Boltzman equation, $I_{peak}(\text{normalized}) = 1 / (1 + \exp((V - V_h)z/25.6))$, where V and V_h are the conditioning and half inactivation potentials, respectively, and z is the slope factor.

Example 2

Synthesis of Illustrative Compounds of Formula (1a)

A. Preparation of ArX².



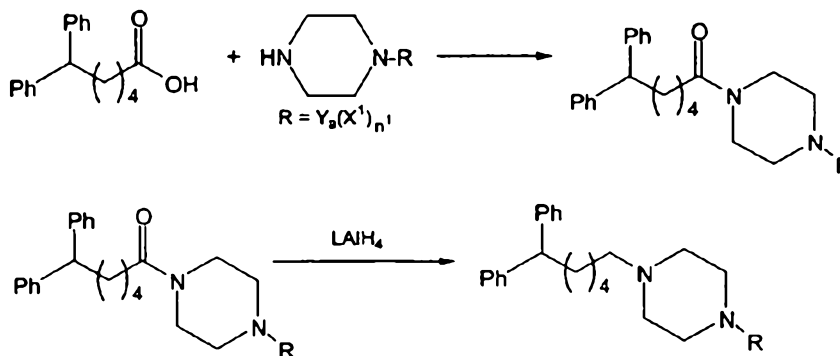
- 20 -

6-Bromohexanoic acid (7.08 g, 36.3 mM) and triphenylphosphine (10 g, 38.2 mM) was mixed in dry CH₃CN (40 ml). The reaction mixture was heated to reflux overnight and allowed to cool to RT. The solution was concentrated under reduced pressure to give a viscous gel. Approximately 75 ml of THF was added to the reaction mixture and the walls of the flask were scratched with a spatula to start crystallization. The resulting solid was filtered under vacuum, washed with THF and dried under reduced pressure and used without further purification. The product from the above reaction (1.5 g) was suspended in dry THF and the flask purged with N₂ and cooled to -78°C. To the stirred reaction was added lithium hexamethyldisilazide (LiHMDS) (10 ml, 1 M in THF). The yellow solution was stirred at -78°C for 1h over which time the reaction darkened slightly. The cooling bath was removed and the reaction allowed to warm to RT. The reaction was kept at RT for 1h during which time the solution turned a dark red color and most of the solids went into solution. Benzophenone (0.54 g in 3 ml THF) was added to the reaction and allowed to react overnight. The yellow solution was concentrated under reduced pressure to give a yellow solid. The resulting solid was partitioned between ether and 10% HCl. The organic layer was washed with water (2x) and extracted with 10% NaOH (3x). The combined aqueous base fractions were acidified with conc. HCl to a pH of 4. The water layer was extracted with ether (3x) and the combined organic fractions dried over Na₂SO₄. The ether was evaporated to dryness under reduced pressure to give a colorless oil that crystallized on standing to give a waxy solid. NMR and MS showed this material was clean enough to continue without further purification.

The alkene was dissolved in 30 ml MeOH and mixed with 5% Pd-C and placed in a Parr hydrogenator. The reaction vessel was purged with hydrogen and pressurized to 60 PSIG and reacted at RT for 5h. The reaction mixture was sampled and analyzed by TLC. If the TLC when stained with KMnO₄ showed a positive test for alkenes, the reaction mixture was resubjected to the reaction conditions. After the

reaction was done the solution was filtered through a plug of celite and the methanol filtrate was concentrated under vacuum.

B. Conversion to Formula (1a)



5

(1) 6,6-Diphenylhexanoic acid (0.4 mM) was mixed with the desired N-substituted piperazine (0.35 mM) in dry THF (7 ml). To each was added EDC (0.5 mM) and DMAP (cat) and the mixture heated to 40°C with shaking overnight. The reactions were diluted with ethyl acetate and washed with water (4x) and 10% NaOH (3x) and dried over sodium sulphate and evaporated to dryness. The resulting residue was purified by column chromatography (silica gel, 1:1 hexane:EtOAc). The amide products were characterized by HPLC-MS.

10

(2) the amides resulting from (1) were dissolved in dry THF (5 ml) and reacted with $LiAlH_4$ (1 M in THF) and allowed to react for 6h. The reactions were quenched with EtOAc (15 ml) and extracted with water (5x) 10% NaOH (10x), brine (1x), dried over sodium sulphate and concentrated under reduced pressure. Most of the products at this stage were >80% pure. Those <80% were purified for running a short column (silica gel, 1:1 hex:EtOAc).

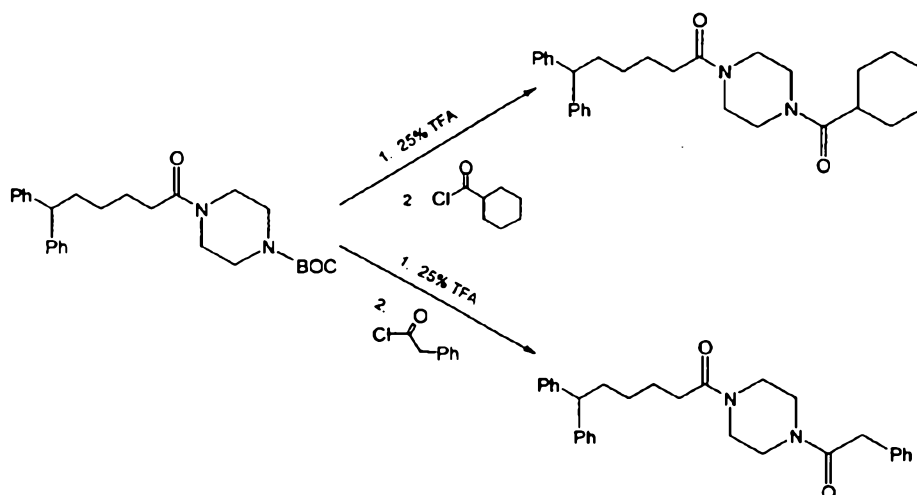
15

Similarly, the corresponding ω,ω-diphenyl heptanoic, pentanoic, butanoic, propanoic, and acetic acids were mixed with the desired N-substituted piperazine and carried through the reactions scheme shown above to provide the corresponding products.

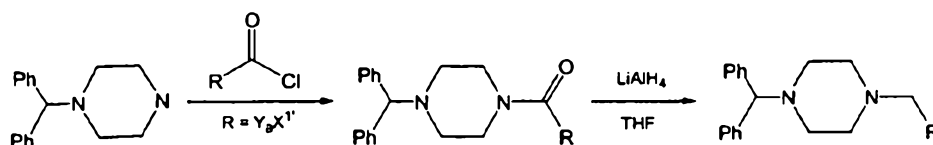
20

C. Formula (1a) Through a BOC Intermediate

The reaction set forth in paragraph B(1) above was carried out using BOC-substituted piperazine to obtain the corresponding amide which was then converted to compounds analogous to those of formula (1a) as shown below:



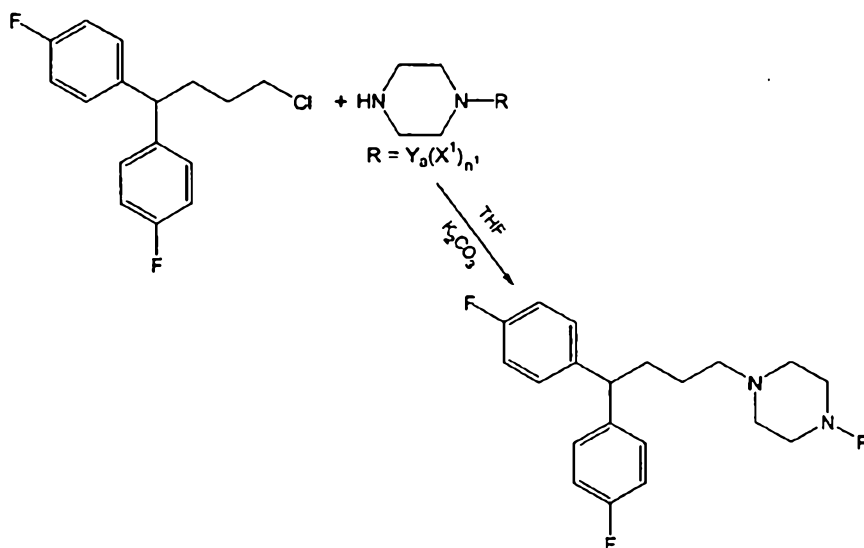
The substituted BOC piperazine (65 mg, 0.15 mM) was dissolved in TFA (25% in CH₂Cl₂, 3 ml) in a dry 20 ml vial. The vial was loosely capped to allow for the release of CO₂. The mixture was allowed to react for 1 h then concentrated under vacuum. The residue was sampled for MS and showed the molecular ion for the free amine. The residue was redissolved in THF and reacted with cyclohexanecarbonyl chloride (46 mg, 42 μ l, 0.31 mM) and DIEA (57 mg, 77.7 μ l) and stirred at RT for 2h. The reaction mixture was diluted with EtOAc and extracted with water (3x), 10% NaOH (6x), 10% HCl (3x), brine (1x) and dried over sodium sulphate. The product was generally clean enough after work up but could be further purified via column (silica gel, 1:1 hex:EtOAc). The procedure for phenylacetyl chloride was the same as for the above.

D. Formula (1a) - Alternative Synthesis

N-(Diphenylmethyl)piperazine (0.5 mM) was dissolved in dry THF (10 ml).

To each reaction flask was added powdered K₂CO₃ and the corresponding acid
 5 chloride (Y_a coupled to X¹ which includes CO) (0.7 mM). The reactions were stirred
 at RT for 2h and quenched with 10% NaOH (10 ml) and extracted with EtOAc
 (10 ml). The organic layer was washed with 10% NaOH (4x) and dried over sodium
 sulphate. The solutions were concentrated and purified by column chromatography
 (silica gel, 1:1 hex:EtOAc) to give the desired amides.

10 The above amides were dissolved in dry THF (5 ml) and reacted with LiAlH₄
 (1M in THF) and allowed to react for 6h. The reactions were quenched with EtOAc
 (15 ml) and extracted with water (5x) 10% NaOH (10x), brine (1x), dried over
 sodium sulphate and concentrated under reduced pressure. Most of the products at
 this stage were >80% pure. Those <80% were purified by running a short column
 15 (silica gel, 1:1 hex:EtOAc).

E. Formula (1a) - Alternative Synthesis

The reagents 1,1'-bis(4-fluorobenzene)-4-chlorobutylidene (1.198 g, 1 ml, 4.25 mM) and the desired substituent piperazine (4.87 mM) was dissolved in dry THF. To each reaction was added ~1 g of powdered K_2CO_3 and the reaction stirred at RT overnight. The reaction mixture was diluted with EtOAc and extracted with water (3x), 10% NaOH (3x), brine (1x) and dried over sodium sulphate. The reaction mixtures were then concentrated under reduced pressure and the residue purified via column chromatography.

10

Example 3Channel Blocking Activities of Various Invention Compounds

Using the procedure set forth in Example 1, various compounds of the invention were tested for their ability to block N-type calcium channels. The results are shown in Tables 1 and 2, where IC_{50} is given in μM (micromolar). In all cases, l^1 is 0, both Z are N, both n^1 and n^2 are 1.

15

Table 1 Formula (1a): both Z are N; I ¹ is 0; n ¹ and n ² are 1					
Y _a	X ¹	X ²	Ar	IC ₅₀	R _w
Φ, c-hex	CH ₂ CH ₂	CH ₂	Φ	±5	70
Φ, c-hex	CHCO	CH ₂ CH=CH	Φ	±5	48
Φ, c-hex	CHCH ₂	CH ₂ CH=CH	Φ	±5	90
Φ, c-hex	CH(CH ₂) ₄ CO	CH ₂ CH=CH	Φ	3.9	20
Φ, c-hex	CH(CH ₂) ₅ CO	CH ₂ CH=CH	Φ	12.2	0
Φ, c-hex	CHCO	CH ₂	Φ	±20	90
c-hex, c-hex	CHCO	CH ₂	Φ	14.2	45
c-hex, c-hex	CHCO	CH ₂ CH=CH	Φ	5.9	47
c-hex, c-hex	CHCH ₂	CH ₂ CH=CH	Φ	10.2	13
Φ, c-hex	CH(CH ₂) ₆	CH ₂ CH=CH	Φ	3.2	11
Φ, c-hex	CH(CH ₂) ₅	CH ₂ CH=CH	Φ	5.9	0
Φ, c-hex	CH(CH ₂) ₅	(CH ₂) ₂	Φ	3.1	14
Φ, c-hex	CHCH ₂	CH ₂ CH=CH	Φ	10.6	15

Table 2 Formula (1b): both Z are N; I ¹ is 0; n ¹ and n ² are 1					
Y _b	X ¹	X ²	Ar	IC ₅₀	R _w
Φ, c-hex	CH(CH ₂) ₆	CH ₂	c-hex	7.2	16

Example 4

Distinguishing Inactivation

5

A. Transformation of HEK cells:

N-type calcium channel blocking activity is assayed in human embryonic kidney cells, HEK 293, stably transfected with the rat brain N-type calcium channel subunits ($\alpha_{1B} + \alpha_{2\delta} + \beta_{1b}$ cDNA subunits). Alternatively, N-type calcium channels ($\alpha_{1B} + \alpha_{2\delta} + \beta_{1b}$ cDNA subunits), L-type channels ($\alpha_{1C} + \alpha_{2\delta} + \beta_{1b}$ cDNA subunits) and P/Q-type channels ($\alpha_{1A} + \alpha_{2\delta} + \beta_{1b}$ cDNA subunits) are transiently expressed in HEK 293 cells. Briefly, cells are cultured in Dulbecco's modified eagle medium (DMEM) supplemented with 10% fetal bovine serum, 200 U/ml penicillin and 0.2 mg/ml streptomycin at 37°C with 5% CO₂. At 85% confluency cells are split with 0.25%

10

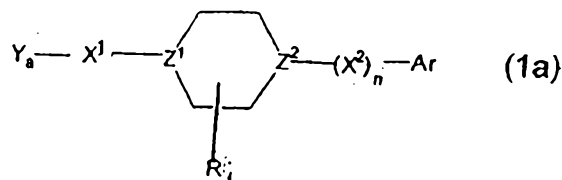
trypsin/1 mM EDTA and plated at 10% confluency on glass coverslips. At 12 hours the medium is replaced and the cells transiently transfected using a standard calcium phosphate protocol and the appropriate calcium channel cDNAs. Fresh DMEM is supplied and the cells transferred to 28°C/5% CO₂. Cells are incubated for 1 to 2
5 days to whole cell recording.

B. Measurement of Inhibition:

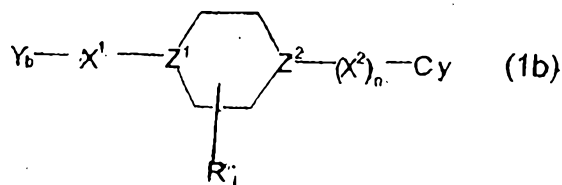
Whole cell patch clamp experiments are performed using an Axopatch 200B amplifier (Axon Instruments, Burlingame, CA) linked to a personal computer
10 equipped with pCLAMP software. The external and internal recording solutions contain, respectively, 5 mM BaCl₂, 1 mM MgCl₂, 10 mM HEPES, 40 mM TEACl, 10 mM glucose, 87.5 mM CsCl (pH 7.2) and 108 mM CsMS, 4 mM MgCl₂, 9 mM EGTA, 9 mM HEPES (pH 7.2). Currents are typically elicited from a holding potential of -80 mV to +10 mV using Clampex software (Axon Instruments).
15 Typically, currents are first elicited with low frequency stimulation (0.03 Hz) and allowed to stabilize prior to application of the compounds. The compounds are then applied during the low frequency pulse trains for two to three minutes to assess tonic block, and subsequently the pulse frequency is increased to 0.2 Hz to assess frequency dependent block. Data are analyzed using Clampfit (Axon Instruments)
20 and SigmaPlot 4.0 (Jandel Scientific).

THE CLAIMS DEFINING THE INVENTION ARE AS FOLLOWS:

1. A method for treating stroke, head trauma, epilepsy, mood disorders, schizophrenia, depression, anxiety, hypertension, cardiac arrhythmias, or chronic, neuropathic or acute pain in a subject in need of such treatment, comprising
5 administering to the subject in need of such treatment a compound of the formula



or



or the salts thereof,

wherein, each of Z^1 and Z^2 is independently N or CH, but one of Z^1 and Z^2 must be N;

wherein n is 0 or 1;

20 X^1 is $\text{CH}(\text{CH}_2)_{1-10}$ or $\text{C}=\text{CH}(\text{CH}_2)_{0-5}$ or $\text{CH}(\text{CH}_2)_{1-9}\text{CO}$;

X^2 is selected from the group consisting of $(\text{CH}_2)_{1-8}$, $-\text{NH}(\text{CH}_2)_{1-6}$, $(\text{CH}_2)_{1-9}\text{CO}$, $(\text{CH}_2)_{0-5}\text{CH}=\text{CH}-(\text{CH}_2)_{0-3}$, $-\text{CO}(\text{CH}_2)_{1-8}$, $(\text{CH}_2)_{1-5}\text{CO}(\text{CH}_2)_{0-3}$, $(\text{CH}_2)_{1-5}\text{NH}(\text{CH}_2)_{0-3}$, $(\text{CH}_2)_{1-5}\text{CONH}(\text{CH}_2)_{0-3}$, and $(\text{CH}_2)_{1-5}\text{NHCO}(\text{CH}_2)_{0-3}$; and wherein X^2 accommodates two rings when Ar or Cy represents two rings;

25 Ar represents one or two substituted or unsubstituted aromatic or heteroaromatic rings, and

Cy represents one or two substituted or unsubstituted aliphatic cyclic or heterocyclic rings, or consists of one substituted or unsubstituted aliphatic cyclic or heterocyclic ring and one substituted or unsubstituted aromatic or heteroaromatic ring;

30 Y_a is two substituted or unsubstituted aliphatic cyclic or heterocyclic rings or consists of one substituted or unsubstituted aliphatic cyclic or heterocyclic ring and one substituted or unsubstituted aromatic or heteroaromatic ring;

Y_b is two substituted or unsubstituted aromatic or heteroaromatic rings, or can be two substituted or unsubstituted aliphatic cyclic or heterocyclic rings or consists of
35 one substituted or unsubstituted aliphatic cyclic or heterocyclic ring and one substituted or unsubstituted aromatic or heteroaromatic ring;

substituents present on Y_a , Y_b , Ar and Cy, if present, are selected from substituted or unsubstituted alkyl (1-6C), substituted or unsubstituted aryl (6-10C) or substituted or unsubstituted arylalkyl (7-16C) optionally containing 1-4 heteroatoms selected from the group consisting of halo, N, P, O, and S or may independently be
 5 halo, OR', SR', NR'₂, OOCR', NR'OCR', COR', COOR', CONR'₂, CF₃, CN or NO₂, wherein R' is H or alkyl (1-6C);

with the proviso that no member of the group consisting of Y_a , Y_b and Ar can represent two phenyl rings;

with the proviso that formula (1b) must contain at least one aromatic or
 10 heteroaromatic ring;

i is 0 or 1; and

R is substituted or unsubstituted alkyl (1-6C), substituted or unsubstituted aryl (6-10C) or substituted or unsubstituted arylalkyl (7-16C) optionally containing 1-4 heteroatoms selected from the group consisting of halo, N, P, O, and S or may
 15 independently be halo, OR', SR', NR'₂, OOCR', NR'OCR', COR', COOR', CONR'₂, CF₃, CN or NO₂, wherein R' is H or alkyl (1-6C).

2. The method of claim 1 wherein, i is 0, Z¹ is N, and Z² is N.

20 3. The method of claim 1, wherein i is 0, Z¹ is N, and Z² is CH.

4. The method of any of claims 1-3, wherein Y_a of formula (1a) or Y_b of formula (1b) comprises two cyclohexyl rings or one cyclohexyl ring and one phenyl ring.

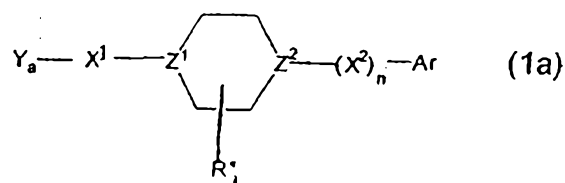
25 5. The method of any of claims 1-4, wherein the compound is of formula (1a) and Ar represents one unsubstituted phenyl moiety and wherein n is 1.

6. The method of claim 5, wherein X² represents $-(CH_2)_{1-8}$ -, $-(CH_2)_{0-5}CH=CH-$, $(CH_2)_{0-3}$, or $-NH(CH_2)_{1-6}$.

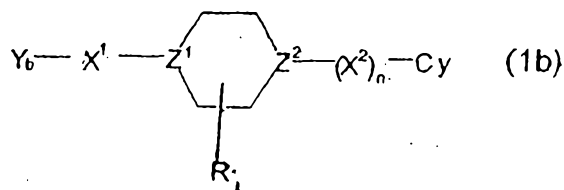
30

7. The method of any of claims 1-4, wherein the compound is of formula (1b) and Cy represents one or two unsubstituted cyclohexyl moieties or an unsubstituted cyclohexyl moiety and an unsubstituted phenyl moiety, and wherein n is 1.

8. The method of claim 7 wherein, Cy is a cyclohexyl moiety, and X^2 represents $(CH_2)_{1-8}$, $-(CH_2)_{0-5}-CH=CH-(CH_2)_{0-3}-$ or $-NH(CH_2)_{1-6}-$, or wherein Cy represents two cyclohexyl moieties or a cyclohexyl moiety and a phenyl moiety and X^2 is $(CH_2)_{1-8}$.
9. The method of any of claims 1-8, wherein X^1 is $CH(CH_2)_{1-10}$ or $CH(CH_2)_{1-9}CO$.
10. The method of any of claims 1-9, wherein X^1 is $CH(CH_2)_5$ or $CH(CH_2)_4CO$.
11. Use of a compound of formula (1a) or (1b) to prepare a medicament for treating stroke, head trauma, epilepsy, mood disorders, schizophrenia, depression, anxiety, hypertension, cardiac arrhythmias, or chronic, neuropathic or acute pain in a subject in need of such treatment, wherein said compound is of the formula



or



or salts thereof,

- 25 wherein, each of Z^1 and Z^2 is independently N or CH, but one of Z^1 and Z^2 must be N;

wherein n is 0 or 1;

X^1 is $CH(CH_2)_{1-10}$ or $C=CH(CH_2)_{0-5}$ or $CH(CH_2)_{1-9}CO$;

- 30 X^2 is selected from the group consisting of $(CH_2)_{1-8}$, $-NH(CH_2)_{1-6}$, $(CH_2)_{1-9}CO$, $(CH_2)_{0-5}CH=CH-(CH_2)_{0-3}$, $-CO(CH_2)_{1-8}$, $(CH_2)_{1-5}CO(CH_2)_{0-3}$, $(CH_2)_{1-5}NH(CH_2)_{0-3}$, $(CH_2)_{1-5}CONH(CH_2)_{0-3}$, and $(CH_2)_{1-5}NHCO(CH_2)_{0-3}$; and wherein X^2 accommodates two rings when Ar or Cy represents two rings;

Ar represents one or two substituted or unsubstituted aromatic or heteroaromatic rings, and

Cy represents one or two substituted or unsubstituted aliphatic cyclic or heterocyclic rings, or consists of one substituted or unsubstituted aliphatic cyclic or heterocyclic ring and one substituted or unsubstituted aromatic or heteroaromatic ring;

Y_a is two substituted or unsubstituted aliphatic cyclic or heterocyclic rings or
5 consists of one substituted or unsubstituted aliphatic cyclic or heterocyclic ring and one substituted or unsubstituted aromatic or heteroaromatic ring;

Y_b is two substituted or unsubstituted aromatic or heteroaromatic rings, or can be two substituted or unsubstituted aliphatic cyclic or heterocyclic rings or consists of one substituted or unsubstituted aliphatic cyclic or heterocyclic ring and one substituted
10 or unsubstituted aromatic or heteroaromatic ring;

substituents present on Y_a, Y_b, Ar and Cy, if present, are selected from substituted or unsubstituted alkyl (1-6C), substituted or unsubstituted aryl (6-10C) or substituted or unsubstituted arylalkyl (7-16C) optionally containing 1-4 heteroatoms selected from the group consisting of halo, N, P, O, and S or may independently be
15 halo, OR', SR', NR'₂, OOCR', NR'OCR', COR', COOR', CONR'₂, CF₃, CN or NO₂, wherein R' is H or alkyl (1-6C);

with the proviso that no member of the group consisting of Y_a, Y_b and Ar can represent two phenyl rings;

with the proviso that formula (1b) must contain at least one aromatic or
20 heteroaromatic ring;

i is 0 or 1; and

R is substituted or unsubstituted alkyl (1-6C), substituted or unsubstituted aryl (6-10C) or substituted or unsubstituted arylalkyl (7-16C) optionally containing 1-4 heteroatoms selected from the group consisting of halo, N, P, O, and S or may
25 independently be halo, OR', SR', NR'₂, OOCR', NR'OCR', COR', COOR', CONR'₂, CF₃, CN or NO₂, wherein R' is H or alkyl (1-6C).

12. The use of claim 11 wherein i is 0.

30 13. The use of claim 11 or 12, wherein the compound is of formula (1a) and Ar represents one unsubstituted phenyl moiety and wherein n is 1.

14. The use of claim 13, wherein X² represents -(CH₂)₁₋₈-, -(CH₂)₀₋₅-, -CH=CH-(CH₂)₀₋₃-, or -NH(CH₂)₁₋₆-.

35

15. The use of claim 11 or 12, wherein the compound is of formula (1b) and Cy represents one or two unsubstituted cyclohexyl moieties or an unsubstituted cyclohexyl moiety and an unsubstituted phenyl moiety, and wherein n is 1.

5 16. The use of claim 15, wherein Cy is a cyclohexyl moiety, and X^2 represents $-(CH_2)_{1-8}$, $-(CH_2)_{0-5}CH=CH-(CH_2)_{0-3}$ or $-NH(CH_2)_{1-6}$, or wherein Cy represents two cyclohexyl moieties or a cyclohexyl moiety and a phenyl moiety and X^2 is $(CH_2)_{1-8}$.

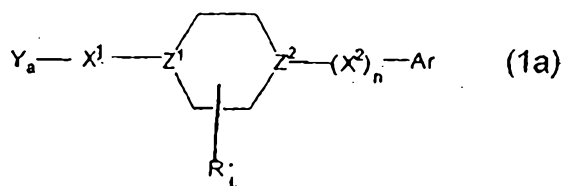
17. The use of claim 15 or 16, wherein X^1 is $CH(CH_2)_{1-10}$.

10

18. The use of claim 11, wherein X^1 is $CH(CH_2)_5$ or $CH(CH_2)_4CO$.

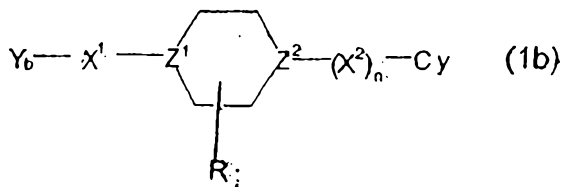
19. A library comprising at least ten different compounds of the formula

15



or

20



or salts thereof,

25 wherein, each of Z^1 and Z^2 is independently N or CH, but one of Z^1 and Z^2 must be N;

wherein n is 0 or 1;

X^1 is $CH(CH_2)_{1-10}$ or $C=CH(CH_2)_{0-5}$ or $CH(CH_2)_{1-9}CO$;

30 X^2 is selected from the group consisting of $(CH_2)_{1-8}$, $-NH(CH_2)_{1-6}$, $(CH_2)_{1-9}CO$, $(CH_2)_{0-5}CH=CH-(CH_2)_{0-3}$, $-CO(CH_2)_{1-8}$, $(CH_2)_{1-5}CO(CH_2)_{0-3}$, $(CH_2)_{1-5}NH(CH_2)_{0-3}$, $(CH_2)_{1-5}CONH(CH_2)_{0-3}$, and $(CH_2)_{1-5}NHCO(CH_2)_{0-3}$; and wherein X^2 accommodates two rings when Ar or Cy represents two rings;

Ar represents one or two substituted or unsubstituted aromatic or heteroaromatic rings, and

35 Cy represents one or two substituted or unsubstituted aliphatic cyclic or heterocyclic rings, or consists of one substituted or unsubstituted aliphatic cyclic or heterocyclic ring and one substituted or unsubstituted aromatic or heteroaromatic ring;

Y_a is two substituted or unsubstituted aromatic or heteroaromatic rings, or can be two substituted or unsubstituted aliphatic cyclic or heterocyclic rings or consists of one substituted or unsubstituted aliphatic cyclic or heterocyclic ring and one substituted or unsubstituted aromatic or heteroaromatic ring;

5 Y_b is two substituted or unsubstituted aromatic or heteroaromatic rings, or can be two substituted or unsubstituted aliphatic cyclic or heterocyclic rings or consists of one substituted or unsubstituted aliphatic cyclic or heterocyclic ring and one substituted or unsubstituted aromatic or heteroaromatic ring;

substituents present on Y_a , Y_b , Ar and Cy, if present, are selected from
 10 substituted or unsubstituted alkyl (1-6C), substituted or unsubstituted aryl (6-10C) or substituted or unsubstituted arylalkyl (7-16C) optionally containing 1-4 heteroatoms selected from the group consisting of halo, N, P, O, and S or may independently be halo, OR', SR', NR'₂, OOCR', NR'OCR', COR', COOR', CONR'₂, CF₃, CN or NO₂, wherein R' is H or alkyl (1-6C);

15 with the proviso that no member of the group consisting of Y_a , Y_b and Ar can represent two phenyl rings;

with the proviso that formula (1b) must contain at least one aromatic or heteroaromatic ring;

i is 0 or 1; and

20 R is substituted or unsubstituted alkyl (1-6C), substituted or unsubstituted aryl (6-10C) or substituted or unsubstituted arylalkyl (7-16C) optionally containing 1-4 heteroatoms selected from the group consisting of halo, N, P, O, and S or may independently be halo, OR', SR', NR'₂, OOCR', NR'OCR', COR', COOR', CONR'₂, CF₃, CN or NO₂, wherein R' is H or alkyl (1-6C).

25

20. A method to identify a compound which antagonizes a target receptor which method comprises contacting host cells displaying said target receptor in the presence of an agonist for said receptor with the members of the library of claim 19;

30 assessing the ability of the members of the library to affect the response of the receptor to its agonist; and

identifying as an antagonist any member of the library which diminishes the response of the receptor to its agonist.

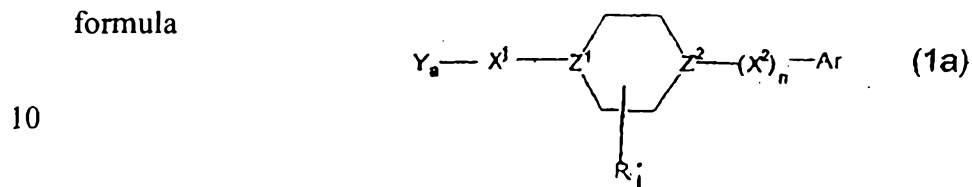
21. The method of claim 20, wherein the receptor is an ion channel.

35

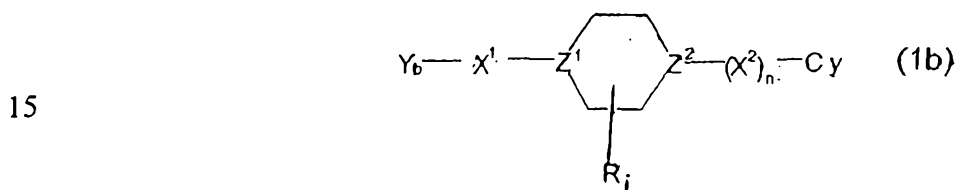
22. The method of claim 20, wherein the receptor is a calcium ion channel.

23. The method of claim 22, wherein the calcium ion channel is an N-type calcium ion channel.

24. A pharmaceutical composition for use in treating stroke, head trauma, epilepsy, mood disorders, schizophrenia, depression, anxiety, hypertension, cardiac arrhythmias, or chronic, neuropathic or acute pain, which composition comprises in an admixture with a pharmaceutically acceptable excipient, a dosage amount of a compound of the formula



or



or the salts thereof,

wherein each of Z^1 and Z^2 is independently N or CH, but one of Z^1 and Z^2 must be N;

20 wherein n is 0 or 1;

X^1 is $\text{CH}(\text{CH}_2)_{1-10}$ or $\text{C}=\text{CH}(\text{CH}_2)_{0-5}$ or $\text{CH}(\text{CH}_2)_{1-9}\text{CO}$;

X^2 is selected from the group consisting of $(\text{CH}_2)_{1-8}$, $-\text{NH}(\text{CH}_2)_{1-6}$, $(\text{CH}_2)_{1-9}\text{CO}$, $(\text{CH}_2)_{0-5}\text{CH}=\text{CH}-(\text{CH}_2)_{0-3}$, $-\text{CO}(\text{CH}_2)_{1-8}$, $(\text{CH}_2)_{1-5}\text{CO}(\text{CH}_2)_{0-3}$, $(\text{CH}_2)_{1-5}\text{NH}(\text{CH}_2)_{0-3}$, $(\text{CH}_2)_{1-5}\text{CONH}(\text{CH}_2)_{0-3}$, and $(\text{CH}_2)_{1-5}\text{NHCO}(\text{CH}_2)_{0-3}$; and wherein X^2 accommodates

25 two rings when Ar or Cy represents two rings;

Ar represents one or two substituted or unsubstituted aromatic or heteroaromatic rings, and

Cy represents one or two substituted or unsubstituted aliphatic cyclic or heterocyclic rings, or consists of one substituted or unsubstituted aliphatic cyclic or heterocyclic ring and one substituted or unsubstituted aromatic or heteroaromatic ring;

30

Y_a is two substituted or unsubstituted aliphatic cyclic or heterocyclic rings or consists of one substituted or unsubstituted aliphatic cyclic or heterocyclic ring and one substituted or unsubstituted aromatic or heteroaromatic ring;

Y_b is two substituted or unsubstituted aromatic or heteroaromatic rings, or can

35 be two substituted or unsubstituted aliphatic cyclic or heterocyclic rings or consists of

one substituted or unsubstituted aliphatic cyclic or heterocyclic ring and one substituted or unsubstituted aromatic or heteroaromatic ring;

substituents present on Y_a , Y_b , Ar and Cy, if present are selected from substituted or unsubstituted alkyl (1-6C), substituted or unsubstituted aryl (6-10C) or substituted or unsubstituted arylalkyl (7-16C) optionally containing 1-4 heteroatoms selected from the group consisting of halo, N, P, O, and S or may independently be halo, OR', SR', NR'₂, OOCR', NR'OCR', COR', COOR', CONR'₂, CF₃, CN or NO₂, wherein R' is H or alkyl (1-6C);

with the proviso that no member of the group consisting of Y_a , Y_b and Ar can represent two phenyl rings;

with the proviso that formula (1b) must contain at least one aromatic or heteroaromatic ring;

i is 0 or 1; and

R is substituted or unsubstituted alkyl (1-6C), substituted or unsubstituted aryl (6-10C) or substituted or unsubstituted arylalkyl (7-16C) optionally containing 1-4 heteroatoms selected from the group consisting of halo, N, P, O, and S or may independently be halo, OR', SR', NR'₂, OOCR', NR'OCR', COR', COOR', CONR'₂, CF₃, CN or NO₂, wherein R' is H or alkyl (1-6C).

25. The composition of claim 24 wherein i is 0.

26. The composition of claim 24 or 25, wherein the compound is of formula (1a) and Ar represents one unsubstituted phenyl moiety and wherein n is 1.

27. The composition of claim 26, wherein Ar represents one unsubstituted phenyl moiety and X² represents $-(CH_2)_{1-8}$, $-(CH_2)_{0-5}CH=CH-(CH_2)_{0-3}$, or $-NH(CH_2)_{1-6}$.

28. The composition of claim 24 or 25, wherein the compound is of formula (1b) and Cy represents one or two unsubstituted cyclohexyl moieties or an unsubstituted cyclohexyl moiety and an unsubstituted phenyl moiety, and wherein n is 1.

29. The composition of claim 28, wherein Cy is a cyclohexyl moiety, and X² represents $-(CH_2)_{1-8}$, $-(CH_2)_{0-5}CH=CH-(CH_2)_{0-3}$ or $-NH(CH_2)_{1-6}$, or wherein Cy represents two cyclohexyl moieties or a cyclohexyl moiety and a phenyl moiety and X² is $(CH_2)_{0-6}CH-$.

30. The composition of claim 24 or 25, wherein X^1 is $\text{CH}(\text{CH}_2)_{1-10}$.
31. The composition of claim 24, wherein X^1 is $\text{CH}(\text{CH}_2)_5$ or $\text{CH}(\text{CH}_2)_4\text{CO}$.
- 5 32. A method substantially as hereinbefore described with reference to the examples and/or the preferred embodiments, excluding, if any, comparative examples.
33. Use of a compound substantially as hereinbefore described with reference to the examples and/or the preferred embodiments, excluding, if any, comparative examples.
- 10 34. A library substantially as hereinbefore described with reference to the examples and/or the preferred embodiments, excluding, if any, comparative examples.
35. A pharmaceutical composition substantially as hereinbefore described with
15 reference to the examples and/or the preferred embodiments, excluding, if any, comparative examples.

Dated this twenty-ninth day of March 2006

NeuroMed Technologies, Inc.
Patent Attorneys for the Applicant:

F B RICE & CO

