



US00D490100S

(12) **United States Design Patent**
Su et al.

(10) **Patent No.:** **US D490,100 S**

(45) **Date of Patent:** **** May 18, 2004**

- (54) **CALENDAR CALCULATOR**
- (75) Inventors: **Zixin Su**, Shangmeilin (CN); **Jie Yang**, Shangmeilin (CN)
- (73) Assignee: **Shenzhen Highstar Electrical Co., Ltd.**, Shenzhen (CN)
- (**) Term: **14 Years**

D465,219 S	*	11/2002	Tamaki et al.	D14/346
D466,096 S	*	11/2002	Takada	D14/138
D468,283 S	*	1/2003	Hong et al.	D14/138
D479,215 S	*	9/2003	Yokoyama	D14/138
D479,513 S	*	9/2003	Bricaud et al.	D14/138
D480,697 S	*	10/2003	Lee et al.	D14/138
D481,692 S	*	11/2003	Husgafvel	D14/138

* cited by examiner

Primary Examiner—Caron D. Veynar

(74) *Attorney, Agent, or Firm*—Burr & Brown

- (21) Appl. No.: **29/178,959**
- (22) Filed: **Apr. 2, 2003**

(57) **CLAIM**

(30) **Foreign Application Priority Data**

Oct. 11, 2002 (CN) 02 3 62869

The ornamental design for a calendar calculator, as shown and described.

- (51) **LOC (7) Cl.** **18-01**
- (52) **U.S. Cl.** **D18/2; D14/138; D19/21**
- (58) **Field of Search** D18/2, 6, 7, 11; D10/2, 3; D14/137, 138, 147, 144, 346; 364/706-710; 455/556.1; D19/21

DESCRIPTION

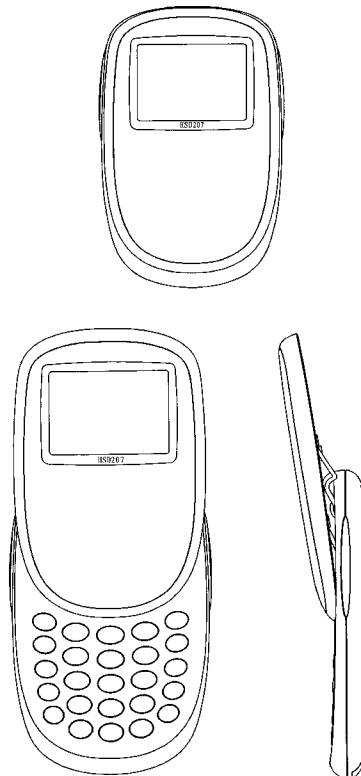
FIG. 1 is a front elevational view of a calendar calculator showing our new Design;
 FIG. 2 is a right side elevational view thereof;
 FIG. 3 is a left side elevational view thereof;
 FIG. 4 is a top plan view thereof;
 FIG. 5 is a bottom plan view thereof;
 FIG. 6 is a rear elevational view thereof;
 FIG. 7 is a front elevational view thereof when cover is open; and,
 FIG. 8 is a right side elevational view thereof when cover is open.

(56) **References Cited**

U.S. PATENT DOCUMENTS

D382,008 S	*	8/1997	Mak	D18/2
D406,131 S	*	2/1999	Osthues	D14/138
D421,982 S	*	3/2000	Nagele et al.	D14/138
6,308,084 B1	*	10/2001	Lonka	455/556.1
D451,122 S	*	11/2001	Tian	D18/2
D455,137 S	*	4/2002	Wang	D14/138

1 Claim, 3 Drawing Sheets






Fig. 4

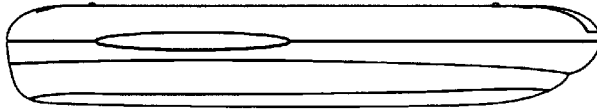


Fig. 2

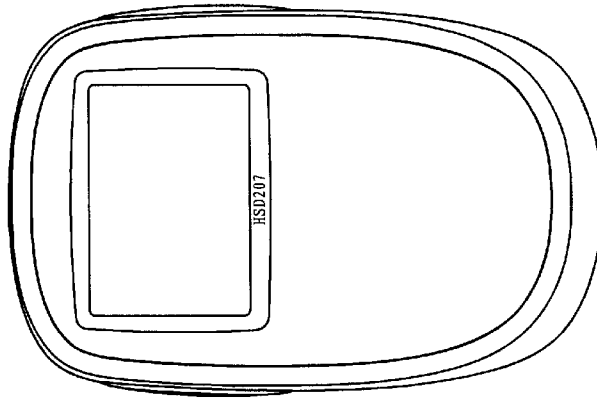


Fig. 1

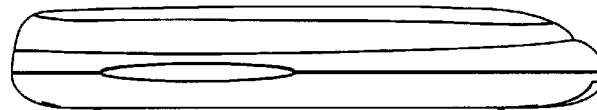


Fig. 3

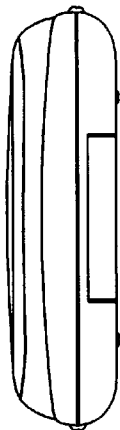


Fig. 5

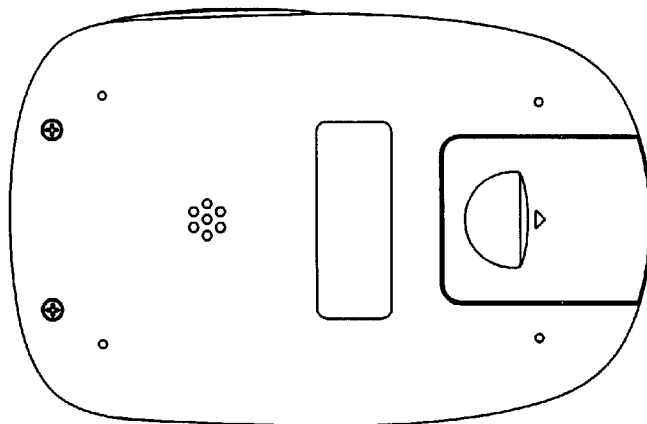


Fig. 6

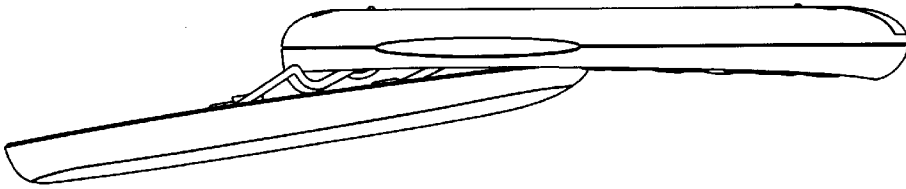


Fig. 8

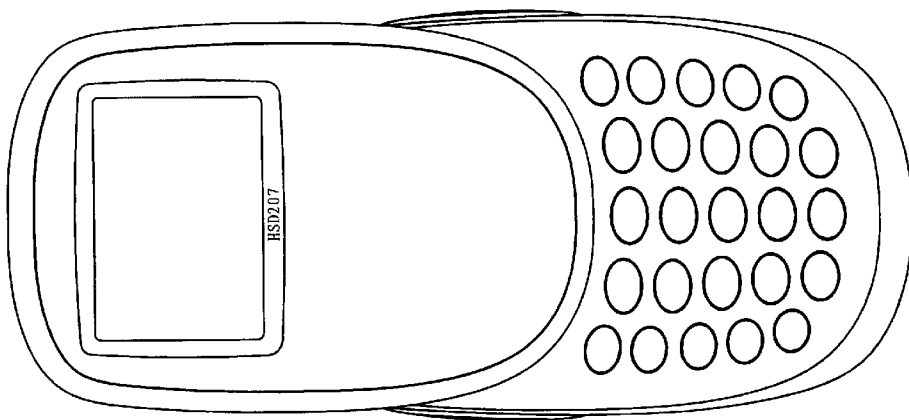


Fig. 7