



US00D719512S

(12) **United States Design Patent**
Roy

(10) **Patent No.:** **US D719,512 S**

(45) **Date of Patent:** **** Dec. 16, 2014**

- (54) **ELECTRICAL WIRING DEVICE**
- (71) Applicant: **Pass & Seymour, Inc.**, Syracuse, NY (US)
- (72) Inventor: **Thomas F. Roy**, Camillus, NY (US)
- (73) Assignee: **Pass & Seymour, Inc.**, Syracuse, NY (US)

D465,769	S	11/2002	Zhang et al.	
6,492,591	B1 *	12/2002	Metcalf	174/53
6,722,917	B2	4/2004	Huang	
6,722,924	B1	4/2004	Zhou et al.	
6,736,677	B1	5/2004	Lin et al.	
D494,934	S	8/2004	Milan	
6,776,658	B2	8/2004	Tang	
6,799,997	B2	10/2004	Lin et al.	
6,811,415	B2	11/2004	Chen	

(Continued)

(**) Term: **14 Years**

OTHER PUBLICATIONS

(21) Appl. No.: **29/475,704**

Hubbell Wiring Device—Kellems Press Release, pp. 1-2, Nov. 2, 2012.

(22) Filed: **Dec. 5, 2013**

(Continued)

Related U.S. Application Data

(62) Division of application No. 29/439,452, filed on Dec. 11, 2012, now Pat. No. Des. 696,198.

Primary Examiner — Ian Simmons

Assistant Examiner — Rhea Shields

(51) **LOC (10) Cl.** **13-03**

(74) *Attorney, Agent, or Firm* — Daniel P. Malley; Bond Schoeneck & King, PLLC

(52) **U.S. Cl.**

USPC **D13/139.6**

(58) **Field of Classification Search**

USPC D13/139.1, 139.3, 137.2, 137.1, 137.3, D13/138.1, 138.2, 139.7, 130, 160, 108, D13/152, 154, 156, 199; 174/53, 50, 58, 55, 174/66-68; 439/107, 108, 135, 136, 439/620.15; 361/692, 752; 307/11

See application file for complete search history.

(57) **CLAIM**

The ornamental design for an electrical wiring device, as shown and described.

DESCRIPTION

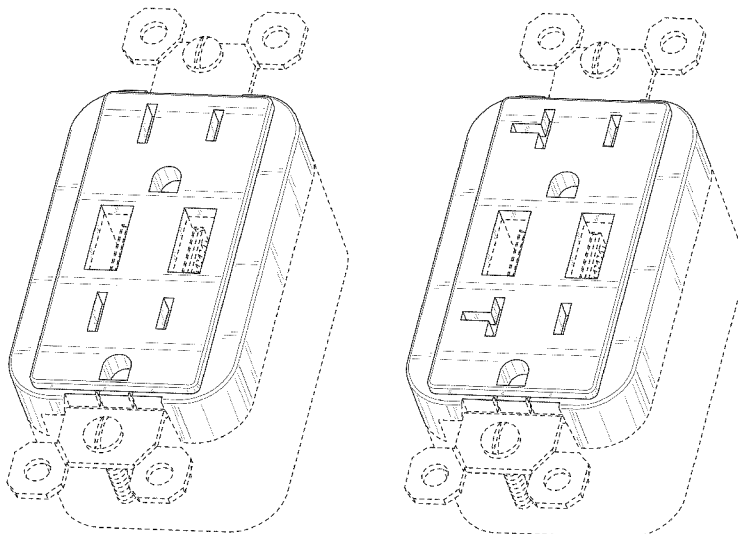
(56) **References Cited**

U.S. PATENT DOCUMENTS

5,954,523	A	9/1999	Babcock
6,050,849	A	4/2000	Chang
6,056,578	A	5/2000	Lin
6,141,221	A	10/2000	Tong et al.
6,210,216	B1	4/2001	Tso-Chin et al.
6,211,581	B1	4/2001	Farrant
6,305,986	B1	10/2001	Hwang
6,346,009	B1	2/2002	Lin
6,362,987	B1	3/2002	Yurek et al.

FIG. 1 is an isometric view of a first embodiment of an electrical wiring device showing my new design; FIG. 2 is a front view thereof; FIG. 3 is a side view thereof; FIG. 4 is an end view thereof; FIG. 5 is a front view thereof shown in an environment of use; FIG. 6 is an isometric view of a second embodiment of an electrical wiring device showing my new design; FIG. 7 is a front view thereof; FIG. 8 is a side view thereof; and, FIG. 9 is an end view thereof. The broken lines in the figures illustrate unclaimed environment only and form no part of the claimed design.

1 Claim, 9 Drawing Sheets



(56)

References Cited

U.S. PATENT DOCUMENTS

6,843,684 B2 1/2005 Milan
 6,943,296 B2 9/2005 Perrella et al.
 7,140,922 B2 11/2006 Luu et al.
 D535,256 S * 1/2007 Fort et al. D13/139.3
 7,167,372 B2 1/2007 Mori et al.
 7,212,420 B2 5/2007 Liao
 7,242,111 B2 7/2007 Menas et al.
 D558,676 S * 1/2008 Fort et al. D13/139.3
 7,338,328 B2 3/2008 Krieger et al.
 D568,817 S * 5/2008 Yu D13/139.7
 7,528,323 B2 5/2009 Wu et al.
 D607,816 S 1/2010 Chen et al.
 7,766,698 B1 8/2010 De Iuliis et al.
 7,855,528 B2 12/2010 Lee
 7,997,925 B2 8/2011 Lam et al.
 8,011,937 B2 9/2011 Oddsen et al.
 D651,974 S * 1/2012 Benedetti D13/137.2
 8,115,591 B2 2/2012 Fair et al.
 8,134,254 B2 3/2012 Makwinski
 8,170,623 B2 5/2012 Dorogusker
 D673,912 S * 1/2013 Benedetti D13/137.2
 8,344,250 B2 * 1/2013 Padro 174/53

D680,953 S * 4/2013 Kuo D13/137.2
 D693,305 S * 11/2013 Kuo et al. D13/137.2
 D694,706 S * 12/2013 Kuo D13/108
 D695,693 S * 12/2013 Lee et al. D13/152
 D700,892 S * 3/2014 Segnit D13/137.2
 D702,640 S * 4/2014 Restrepo et al. D13/139.1
 8,696,368 B2 * 4/2014 Quezada 439/108
 8,758,031 B2 * 6/2014 Cheng et al. 439/107
 2005/0088834 A1 4/2005 Milan
 2006/0085584 A1 4/2006 Chen et al.
 2007/0015401 A1 1/2007 Sun
 2007/0072476 A1 3/2007 Milan
 2007/0182363 A1 8/2007 Yang
 2007/0247800 A1 10/2007 Smith et al.
 2008/0012423 A1 1/2008 Mimran
 2008/0122292 A1 5/2008 Minami
 2008/0318474 A1 12/2008 Crotinger et al.
 2010/0246232 A1 9/2010 Chen et al.

OTHER PUBLICATIONS

Hubbell Wiring Press Release, p. 1, May 7, 2013.
 Hubbell Wiring Device—Kellems, Catalog, www.hubbell-wiring.com, p. 1, as of Oct. 2012.

* cited by examiner

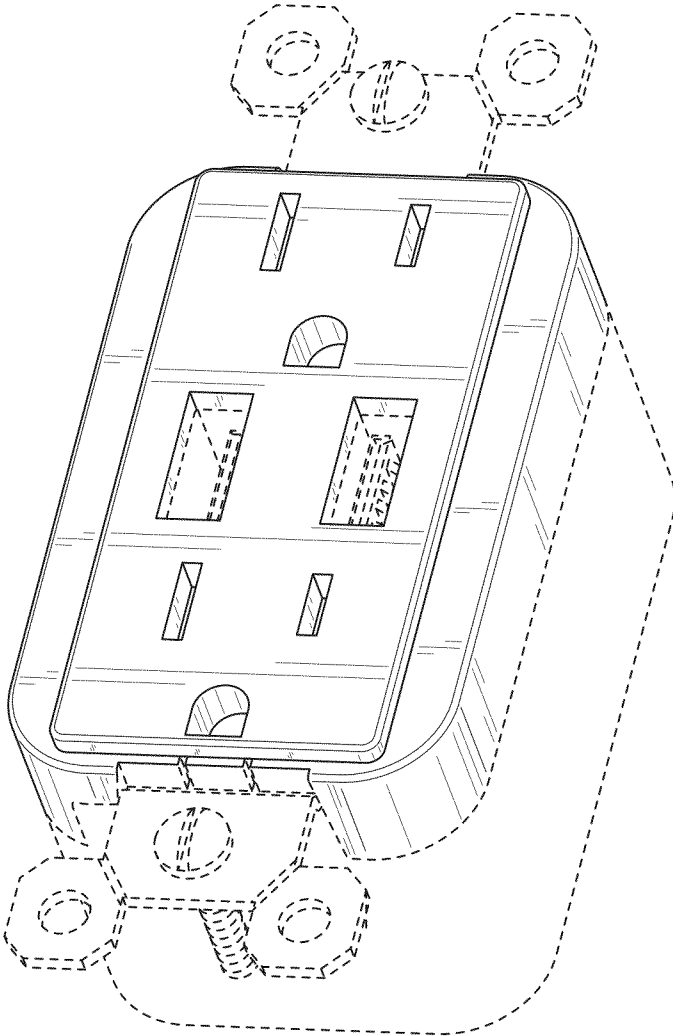


FIG. 1

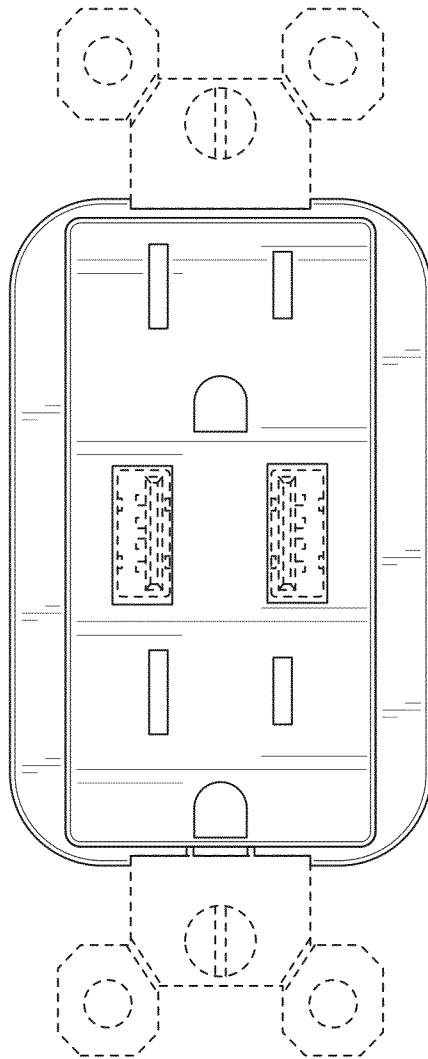


FIG. 2




FIG. 3

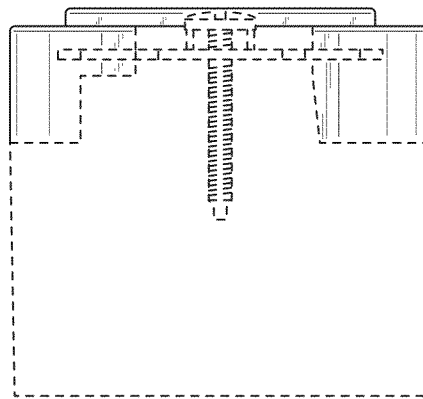


FIG. 4

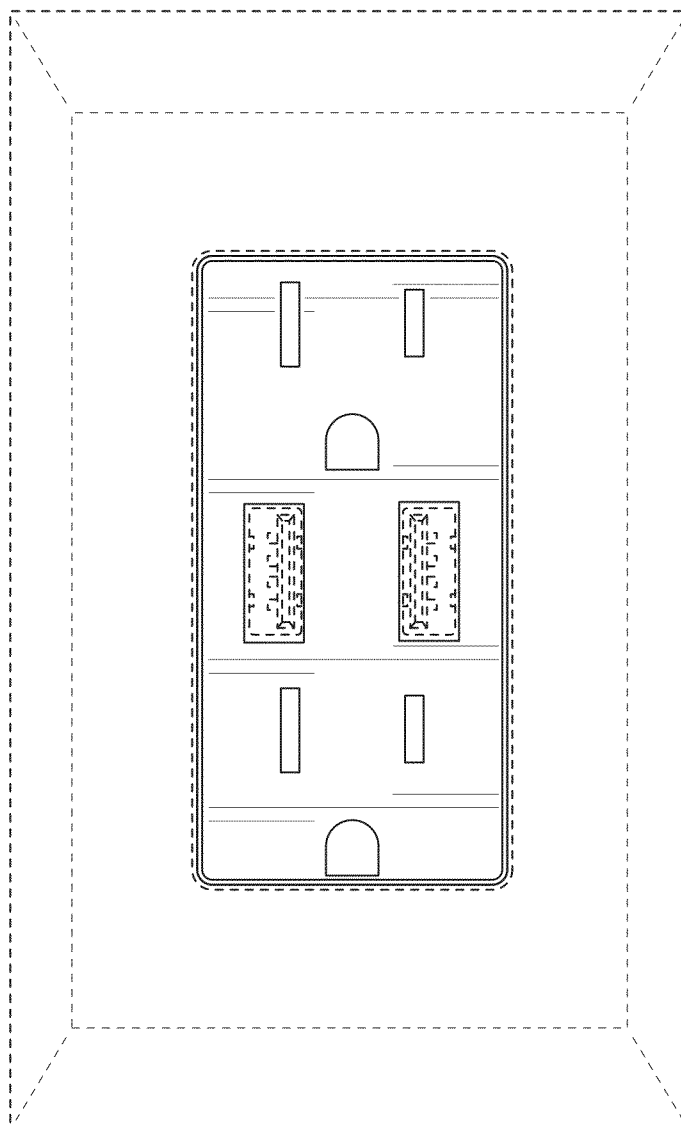


FIG. 5

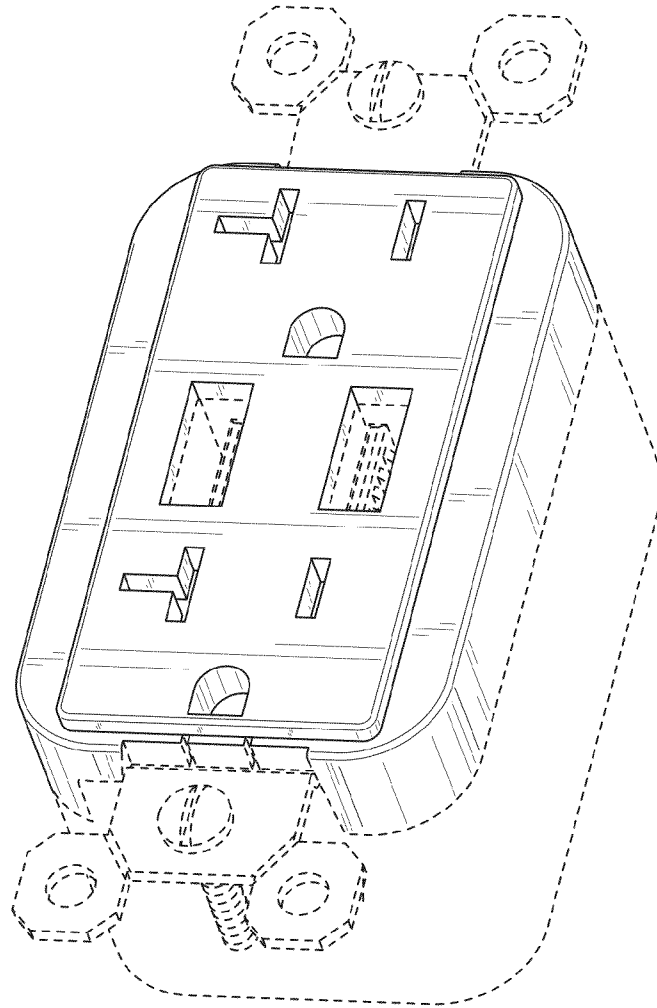


FIG. 6

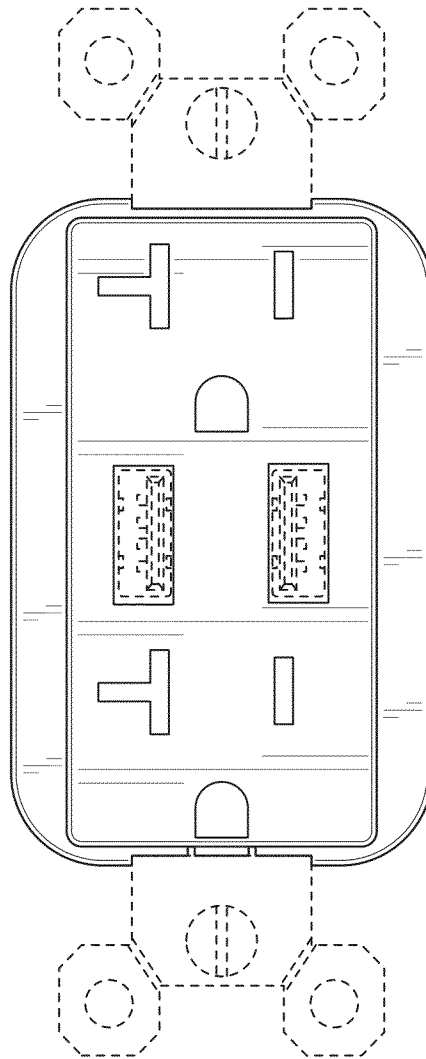


FIG. 7




FIG. 8

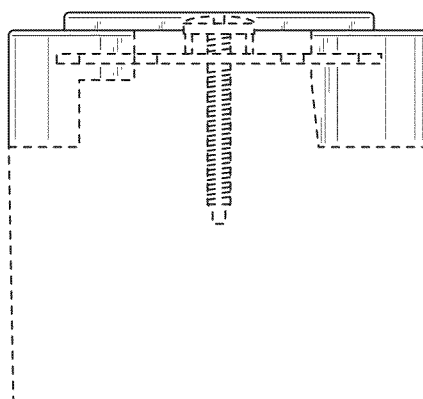


FIG. 9