



US00D778248S

(12) **United States Design Patent**  
**Lee**

(10) **Patent No.:** **US D778,248 S**

(45) **Date of Patent:** **\*\* \*Feb. 7, 2017**

(54) **TELEVISION RECEIVER**

D676,006 S \* 2/2013 Choi ..... D14/126  
D679,671 S \* 4/2013 Fujii ..... D14/126  
D680,087 S \* 4/2013 Fujii ..... D14/126

(71) Applicant: **LG Electronics Inc.**, Seoul (KR)

(Continued)

(72) Inventor: **Joojeung Lee**, Seoul (KR)

*Primary Examiner* — Susan Bennett Hattan

(73) Assignee: **LG Electronics Inc.**, Seoul (KR)

*Assistant Examiner* — Brett Miller

(\* ) Notice: This patent is subject to a terminal disclaimer.

(74) *Attorney, Agent, or Firm* — Morgan, Lewis & Bockius LLP

(\*\*) Term: **14 Years**

(57) **CLAIM**

The ornamental design for a television receiver, as shown and described.

(21) Appl. No.: **29/469,149**

**DESCRIPTION**

(22) Filed: **Oct. 8, 2013**

(30) **Foreign Application Priority Data**

Apr. 8, 2013 (KR) ..... 30-2013-0017774

(51) **LOC (10) Cl.** ..... **14-03**

(52) **U.S. Cl.**

USPC ..... **D14/126**

(58) **Field of Classification Search**

USPC ..... D14/371-382, 125-134, 239, 448-452,  
D14/136, 341, 479, 389, 397, 308, 412,  
D14/157, 155, 511, 432, 498, 138 AD,  
D14/336, 337, 447; 361/679.02; 348/836,  
348/838, 180, 184, 325, 739;  
248/917-924, 465; 345/104; D6/300,  
D6/301, 302, 308, 310-314; D21/392;  
D18/18; D19/113

CPC .. G01F 1/1601; G01F 1/1652; H01L 51/0097;  
H01L 2251/5338; G09G 2380/02

See application file for complete search history.


FIG. 1 is a front perspective view of a television receiver showing my new design;  
FIG. 2 is a front view thereof;  
FIG. 3 is a rear view thereof;  
FIG. 4 is a left side view thereof where the right side view is a mirror image;  
FIG. 5 is a top plan view thereof;  
FIG. 6 is a bottom plan view thereof;  
FIG. 7 is a rear perspective view thereof;  
FIG. 8 is a front perspective view showing the state in which the left part of the TV display has been curved;  
FIG. 9 is a left side view thereof of FIG. 8;  
FIG. 10 is a right side view thereof of FIG. 8;  
FIG. 11 is a top plan view thereof of FIG. 8;  
FIG. 12 is a bottom plan view thereof of FIG. 8;  
FIG. 13 is a rear perspective view thereof of FIG. 8;  
FIG. 14 is a front perspective view showing the state in which the left part and right part of the TV display has been curved;  
FIG. 15 is a left side view of FIG. 14 where the right side view is a mirror image;  
FIG. 16 is a top plan view thereof of FIG. 14;  
FIG. 17 is a bottom plan view thereof of FIG. 14; and,  
FIG. 18 is a rear perspective view thereof of FIG. 14.  
The broken lines depict portions of the television receiver that form no part of the claim.

(56) **References Cited**

**U.S. PATENT DOCUMENTS**

5,687,939 A \* 11/1997 Moscovitch ..... 361/679.04  
D541,236 S \* 4/2007 Kim et al. .... D14/126  
D587,710 S \* 3/2009 Han ..... D14/373  
D634,745 S \* 3/2011 Park et al. .... D14/373

**1 Claim, 15 Drawing Sheets**



(56)

## References Cited

## U.S. PATENT DOCUMENTS

D682,799 S *	5/2013	Hwang Bo et al.	D14/126	2014/0003006 A1 *	1/2014	Ahn	G06F 1/1679
D684,945 S *	6/2013	Kang	D14/126				361/749
D689,033 S *	9/2013	Hwangbo et al.	D14/126	2014/0083508 A1 *	3/2014	Vuong	H01L 51/441
D694,209 S *	11/2013	Cho	D14/126				136/263
D708,158 S *	7/2014	Minyard	D14/127	2014/0097408 A1 *	4/2014	Kim	H01L 27/3237
D719,116 S *	12/2014	Bang et al.	D14/126				257/40
D720,710 S *	1/2015	Aarrestad et al.	D14/127	2014/0133073 A1 *	5/2014	Ahn	H01L 51/5237
D723,488 S *	3/2015	Seo et al.	D14/126				361/679.01
D725,061 S *	3/2015	Kim et al.	D14/126	2015/0062840 A1 *	3/2015	Kim	G06F 1/1652
D726,137 S *	4/2015	Lee et al.	D14/126				361/749
D729,186 S *	5/2015	Kim et al.	D14/126	2015/0090044 A1 *	4/2015	Hwang	G06F 1/1652
9,058,758 B2 *	6/2015	Shin	G09G 3/3688				73/779
D739,840 S *	9/2015	Park	D14/126	2015/0138103 A1 *	5/2015	Nishi	G02F 1/13452
9,123,290 B1 *	9/2015	Cho	G06F 1/1652				345/173
D740,242 S *	10/2015	Park	D14/126	2015/0138736 A1 *	5/2015	Catchpole	G06F 1/1652
D741,278 S *	10/2015	Kang	D14/126				361/749
9,158,334 B2 *	10/2015	Vanska	G06F 1/1626	2015/0145755 A1 *	5/2015	Yamazaki	G09G 3/32
2010/0188422 A1 *	7/2010	Shingai	G06F 3/016				345/76
			345/647	2015/0153780 A1 *	6/2015	Maatta	G06F 1/1656
2013/0083496 A1 *	4/2013	Franklin	G06F 1/1626				361/679.27
			361/749	2015/0169126 A1 *	6/2015	Ozawa	G06F 3/0487
2013/0114193 A1 *	5/2013	Joo	F16M 11/08				345/156
			361/679.01	2015/0187325 A1 *	7/2015	Yeo	H04N 5/4403
2013/0161684 A1 *	6/2013	Momma	H01L 33/52				345/156
			257/100	2015/0192481 A1 *	7/2015	Nguyen	G01L 1/22
2013/0222289 A1 *	8/2013	Kwak	G06F 3/041				345/206
			345/173	2015/0210590 A1 *	7/2015	Chang	C03C 21/002
2013/0321373 A1 *	12/2013	Yoshizumi	G09G 5/00				428/220
			345/211	2015/0236045 A1 *	8/2015	Im	H01L 27/124
							257/72
				2015/0277854 A1 *	10/2015	Zhang	G06F 1/1652
							345/156

\* cited by examiner

FIG. 1




FIG. 2



FIG. 3

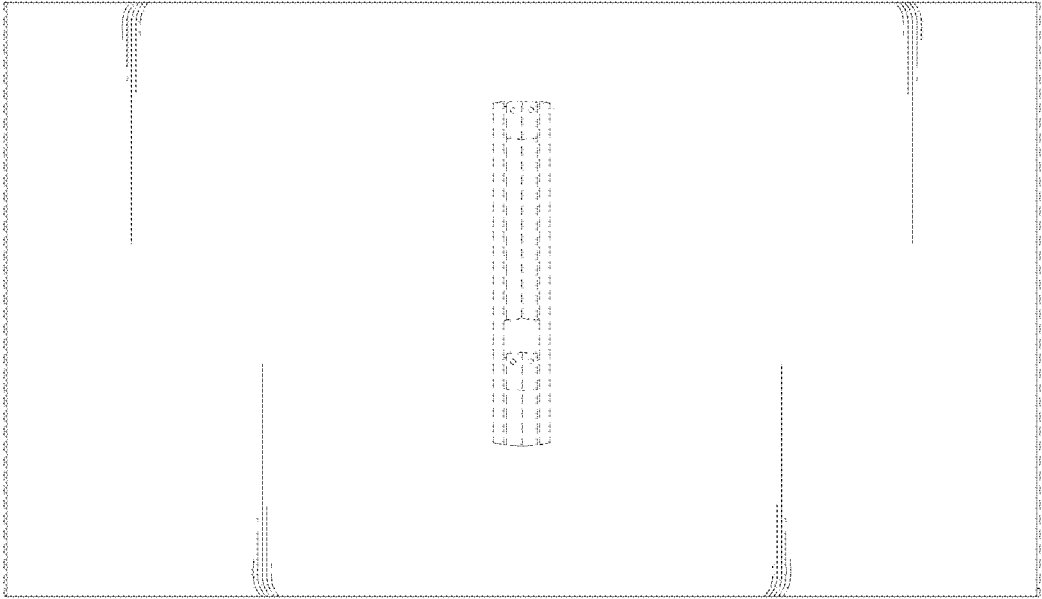


FIG. 4



FIG. 5




FIG. 6



FIG. 7

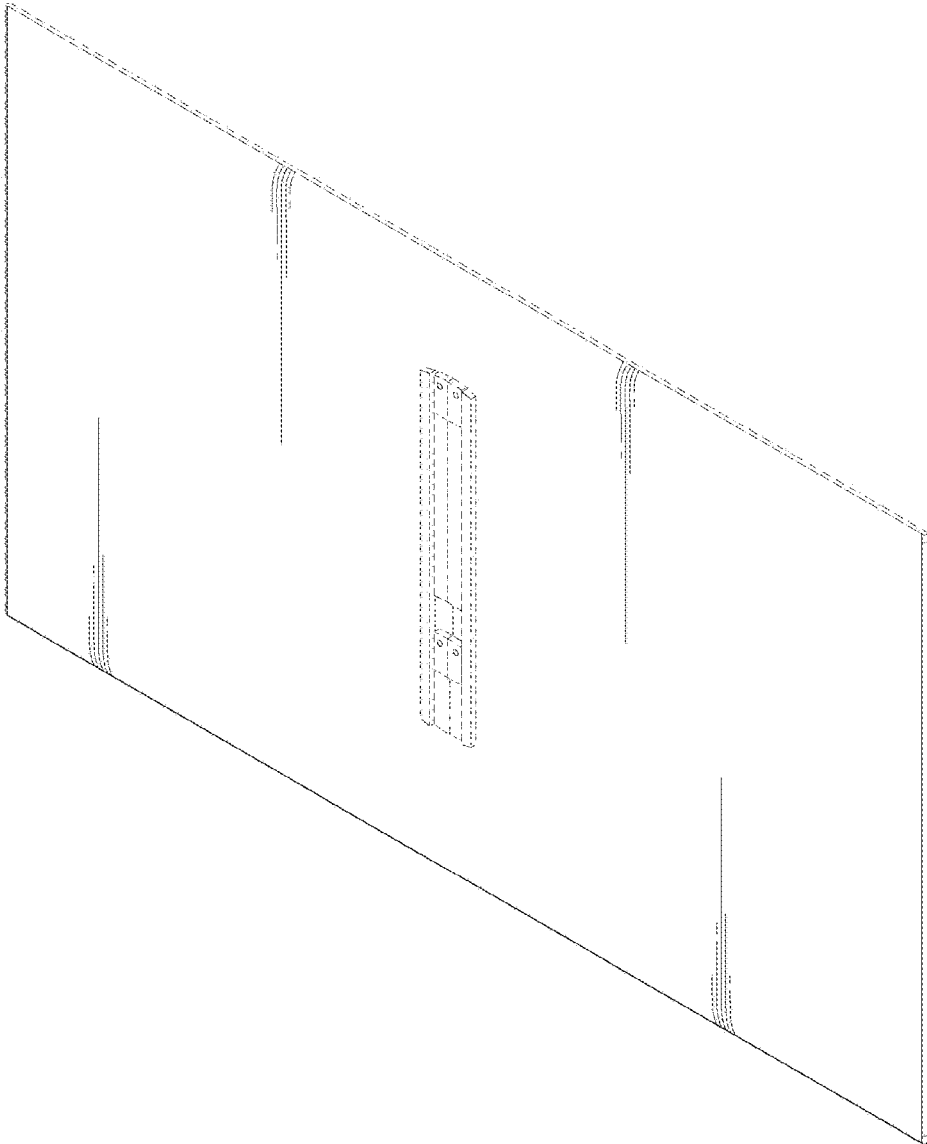




FIG. 8

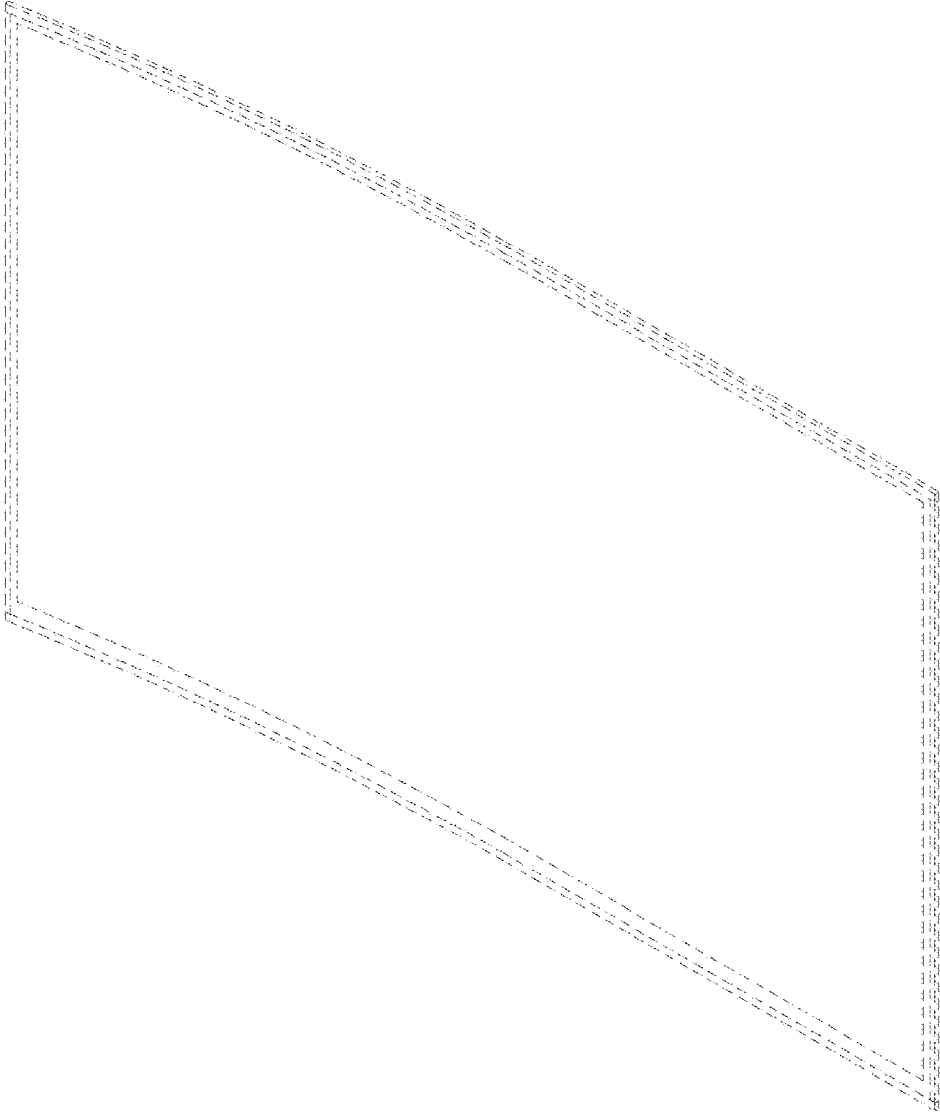


FIG. 9

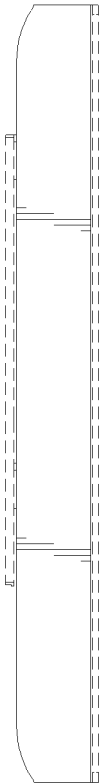


FIG. 10



FIG. 11

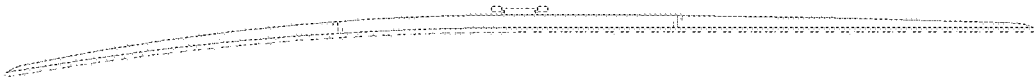


FIG. 12




FIG. 13

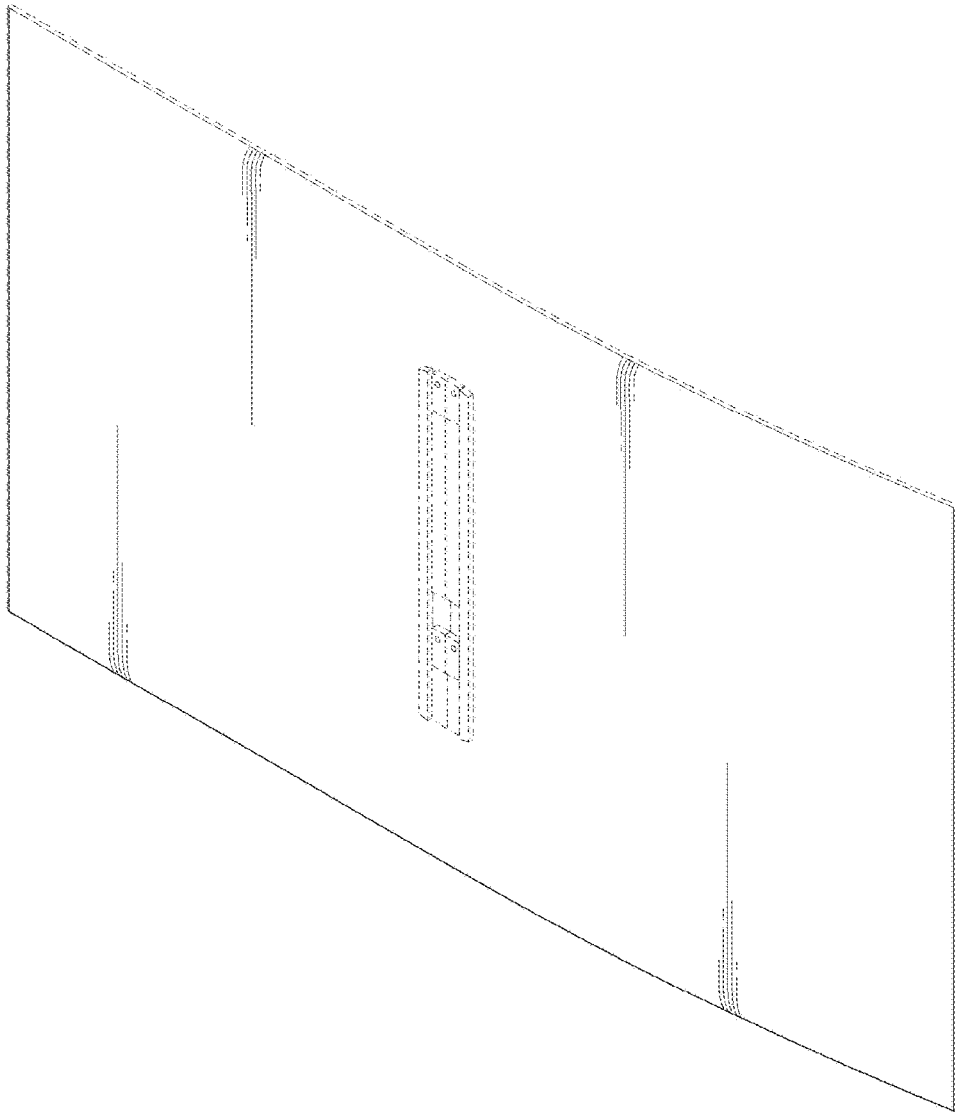


FIG. 14




FIG. 15



FIG. 16




FIG. 17






FIG. 18

