



US00D778409S

(12) **United States Design Patent**
Hanna et al.

(10) **Patent No.:** **US D778,409 S**

(45) **Date of Patent:** **** Feb. 7, 2017**

(54) **FAUCET HANDLE**

(71) Applicant: **Kohler Co.**, Kohler, WI (US)

(72) Inventors: **Ken S. Hanna**, Bellingham, WA (US);
Margaret C. Mazz, Sheboygan, WI (US);
Gary N. Clarke, Sheboygan, WI (US)

(73) Assignee: **KOHLER CO.**, Kohler, WI (US)

(**) Term: **15 Years**

(21) Appl. No.: **29/572,373**

(22) Filed: **Jul. 27, 2016**

Related U.S. Application Data

(62) Division of application No. 29/567,913, filed on Jun. 14, 2016, which is a division of application No. 29/535,168, filed on Aug. 4, 2015, now Pat. No. Des. 761,392, which is a division of application No. 29/500,416, filed on Aug. 25, 2014, now Pat. No. Des. 746,412.

(51) **LOC (10) Cl.** **23-01**

(52) **U.S. Cl.**
USPC **D23/252**

(58) **Field of Classification Search**
USPC D23/238, 249, 250, 252, 255, 257
CPC E03C 1/04; E03C 1/0401; E03C 1/0402;
E03C 1/0404; E03C 2001/0415
See application file for complete search history.

(56) **References Cited**

U.S. PATENT DOCUMENTS

D364,213 S 11/1995 Dannenberg et al.
D400,651 S 11/1998 Hundley et al.

D407,466 S 3/1999 Hundley et al.
D413,654 S 9/1999 Paredes et al.
D573,696 S 7/2008 Eilmus
D578,618 S 10/2008 Williams
D579,526 S 10/2008 Williams
D585,112 S 1/2009 Kohler et al.
D686,705 S 7/2013 Fritz
D703,789 S 4/2014 Mazz et al.
D709,167 S 7/2014 Flowers et al.
D714,916 S 10/2014 Flowers et al.
8,899,259 B2 12/2014 Jonte et al.
D723,661 S 3/2015 Zhang

Primary Examiner — Robert Delehanty

(74) *Attorney, Agent, or Firm* — Foley & Lardner LLP

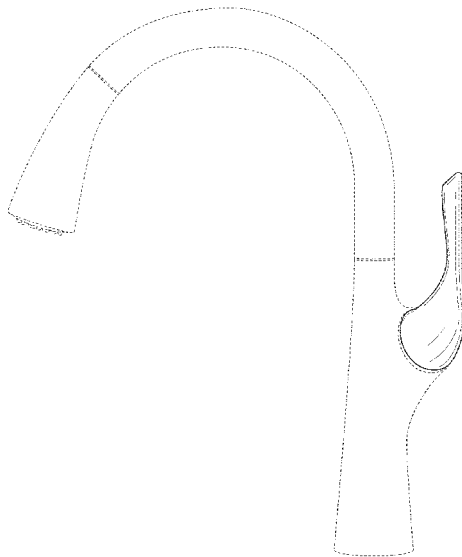
(57) **CLAIM**

We claim the ornamental design for a faucet handle, as shown and described.

DESCRIPTION

FIG. 1 is a perspective view of an embodiment of the claimed design;
FIG. 2 is a front view thereof;
FIG. 3 is a rear view thereof;
FIG. 4 is a left side view thereof;
FIG. 5 is a right side view thereof;
FIG. 6 is a top view thereof; and,
FIG. 7 is a bottom view thereof.
The ornamental design which is claimed is shown in solid lines in the drawings. The broken lines in the drawings are for purposes of illustrating unclaimed portions of the design. Broken lines formed by equal length dashes show unclaimed portions of the design.

1 Claim, 7 Drawing Sheets



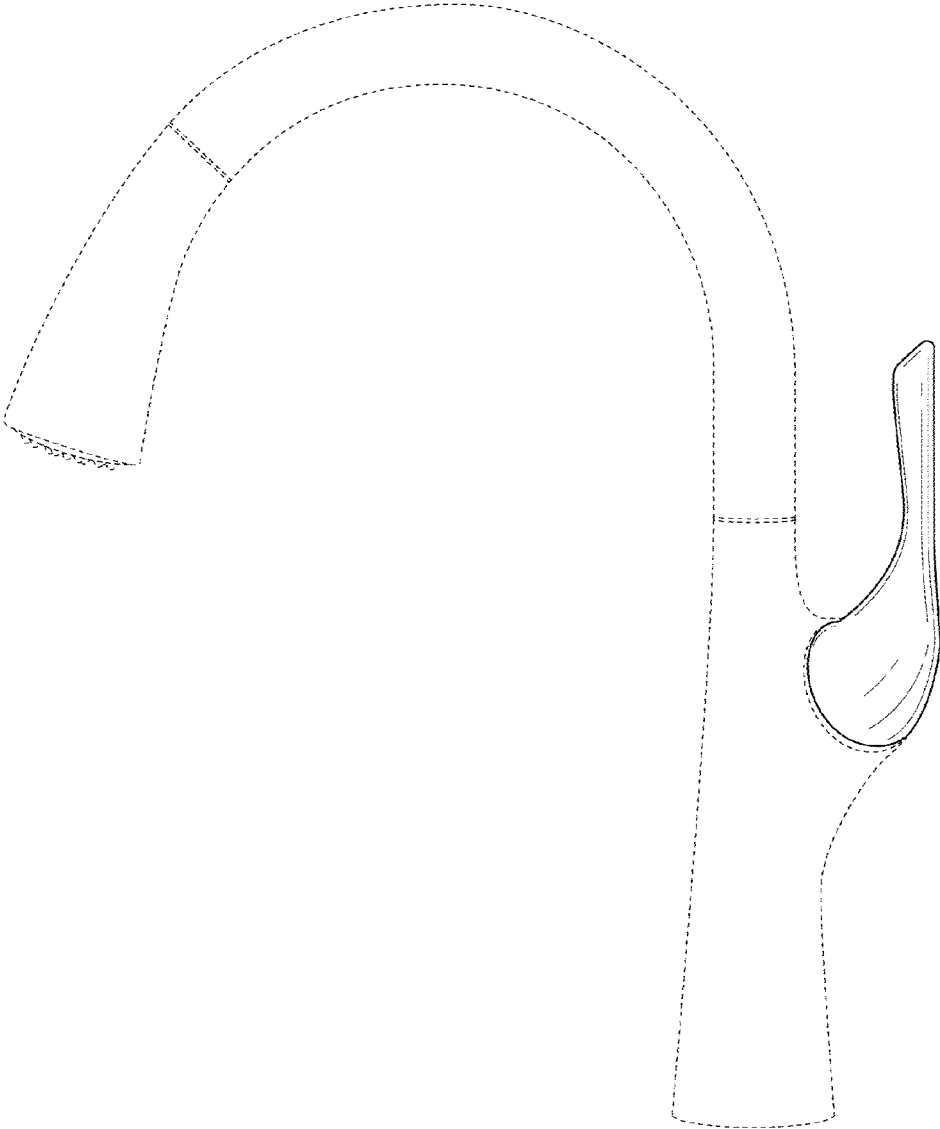


FIG. 1

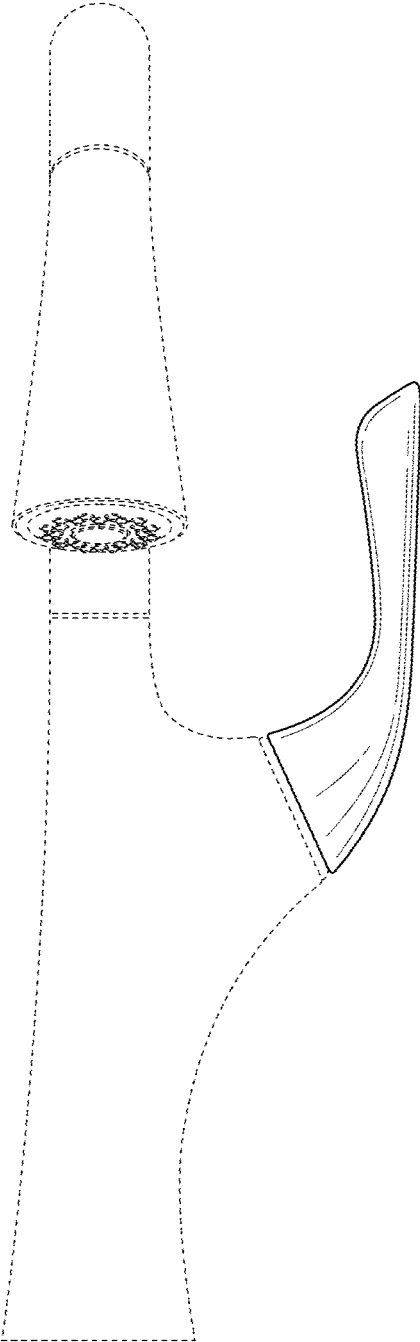


FIG. 2

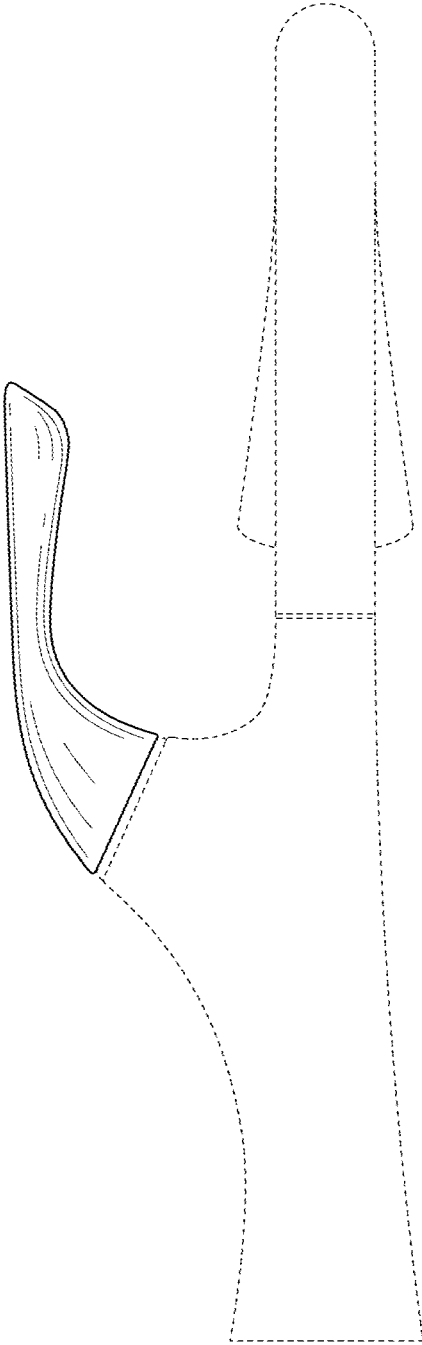


FIG. 3

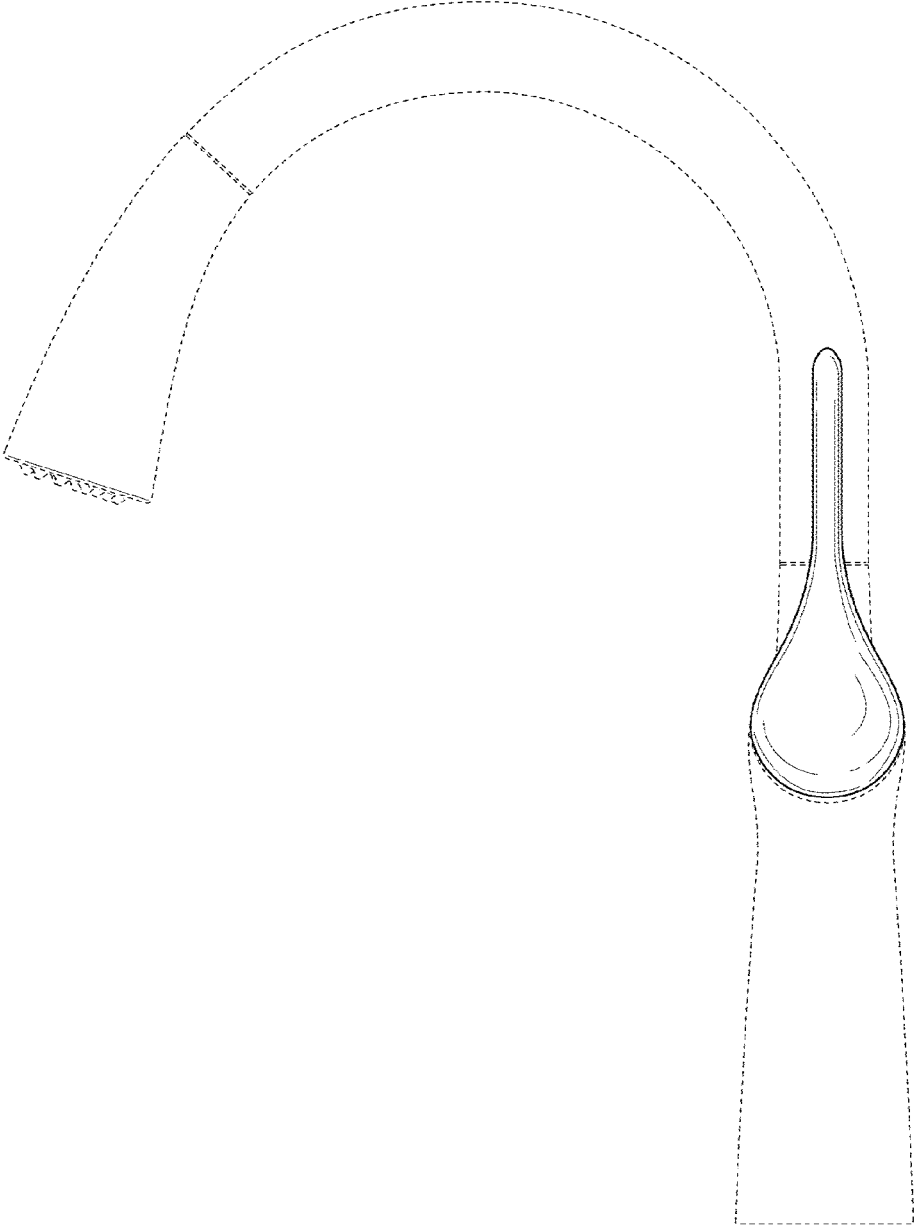


FIG. 4

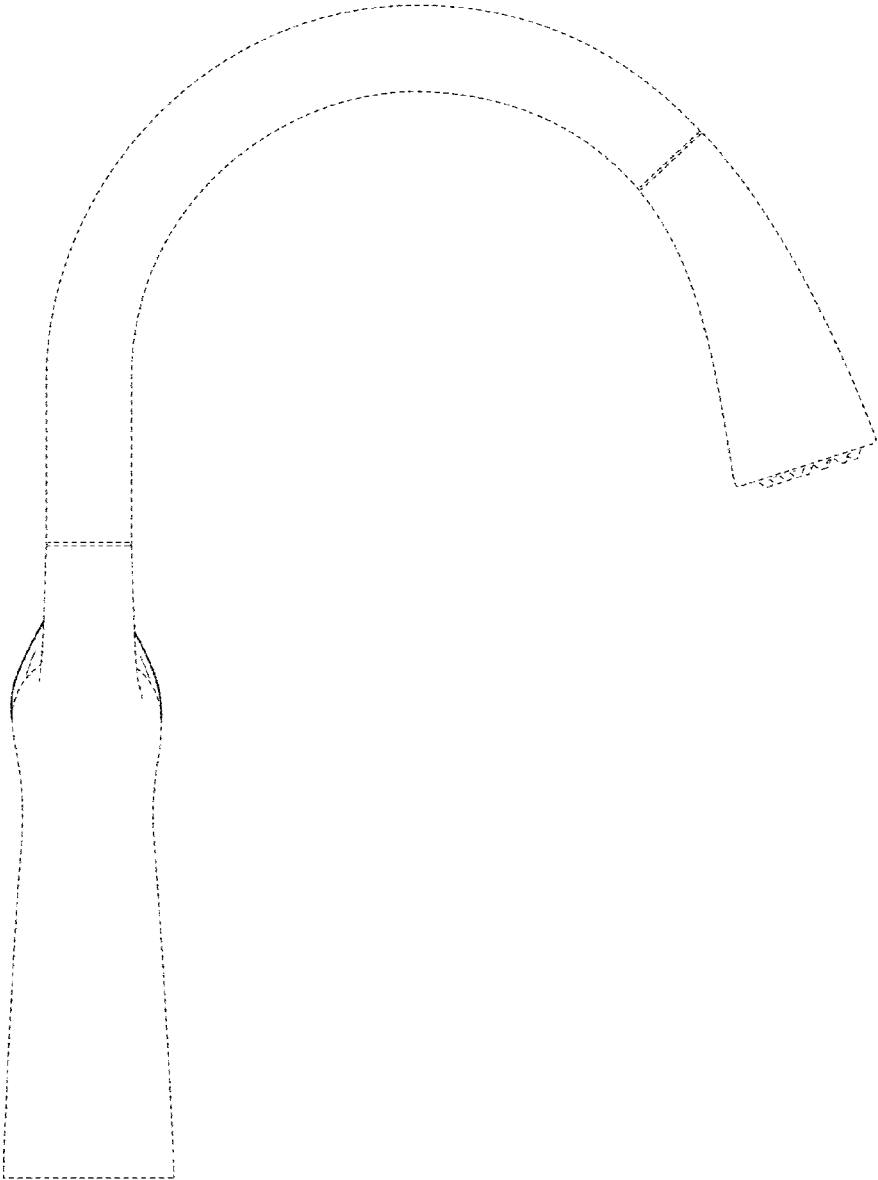


FIG. 5



FIG. 6




FIG. 7