



(51) International Patent Classification:

C07D 487/04 (2006.01) A61K 31/5377 (2006.01)  
C07D 519/00 (2006.01) A61K 31/501 (2006.01)  
A61K 31/4985 (2006.01) A61P 35/00 (2006.01)  
A61K 31/519 (2006.01)

(21) International Application Number:

PCT/EP2013/073946

(22) International Filing Date:

15 November 2013 (15.11.2013)

(25) Filing Language:

English

(26) Publication Language:

English

(30) Priority Data:

12192987.1 16 November 2012 (16.11.2012) EP

(71) Applicant: **BOEHRINGER INGELHEIM INTERNATIONAL GMBH** [DE/DE]; Binger Strasse 173, 55216 Ingelheim Am Rhein (DE).

(72) Inventors: **ENGELHARDT, Harald**; BOEHRINGER INGELHEIM GMBH, Corporate Patents, Binger Strasse 173, 55216 Ingelheim Am Rhein (DE). **SMETHURST, Christian**; BOEHRINGER INGELHEIM GMBH, Corporate Patents, Binger Strasse 173, 55216 Ingelheim Am Rhein (DE). **GIANNI, Davide**; BOEHRINGER INGELHEIM GMBH, Corporate Patents, Binger Strasse 173, 55216 Ingelheim Am Rhein (DE).

(74) Agents: **SIMON, Elke** et al.; Boehringer Ingelheim GmbH, Corporate Patents, Binger Strasse 173, 55216 Ingelheim Am Rhein (DE).

(81) Designated States (unless otherwise indicated, for every kind of national protection available): AE, AG, AL, AM, AO, AT, AU, AZ, BA, BB, BG, BH, BN, BR, BW, BY, BZ, CA, CH, CL, CN, CO, CR, CU, CZ, DE, DK, DM, DO, DZ, EC, EE, EG, ES, FI, GB, GD, GE, GH, GM, GT, HN, HR, HU, ID, IL, IN, IR, IS, JP, KE, KG, KN, KP, KR, KZ, LA, LC, LK, LR, LS, LT, LU, LY, MA, MD, ME, MG, MK, MN, MW, MX, MY, MZ, NA, NG, NI, NO, NZ, OM, PA, PE, PG, PH, PL, PT, QA, RO, RS, RU, RW, SA, SC, SD, SE, SG, SK, SL, SM, ST, SV, SY, TH, TJ, TM, TN, TR, TT, TZ, UA, UG, US, UZ, VC, VN, ZA, ZM, ZW.

(84) Designated States (unless otherwise indicated, for every kind of regional protection available): ARIPO (BW, GH, GM, KE, LR, LS, MW, MZ, NA, RW, SD, SL, SZ, TZ, UG, ZM, ZW), Eurasian (AM, AZ, BY, KG, KZ, RU, TJ, TM), European (AL, AT, BE, BG, CH, CY, CZ, DE, DK, EE, ES, FI, FR, GB, GR, HR, HU, IE, IS, IT, LT, LU, LV, MC, MK, MT, NL, NO, PL, PT, RO, RS, SE, SI, SK, SM, TR), OAPI (BF, BJ, CF, CG, CI, CM, GA, GN, GQ, GW, KM, ML, MR, NE, SN, TD, TG).

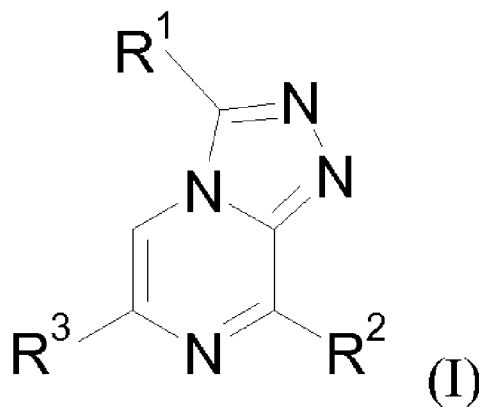
Declarations under Rule 4.17:

— as to applicant's entitlement to apply for and be granted a patent (Rule 4.17(ii))

Published:

— with international search report (Art. 21(3))

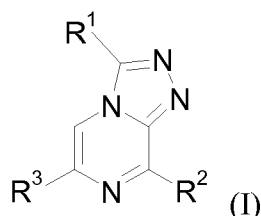
(54) Title: TRIAZOLOPYRAZINE



(57) Abstract: The present invention encompasses compounds of general formula (I) wherein the groups R<sup>1</sup> to R<sup>3</sup> have the meanings given in the claims and in the specification. The compounds of the invention are suitable for the treatment of diseases characterized by excessive or abnormal cell proliferation pharmaceutical preparations containing such compounds and their uses as a medication.

## TRIAZOLOPYRAZINES AS BRD4 INHIBITORS FOR USE IN THE TREATMENT OF CANCER

This invention relates to compounds of the general formula (I)



- 5 wherein the groups **R**<sup>1</sup> to **R**<sup>3</sup> have the meanings given in the claims and in the specification. The compounds of the invention are suitable for the treatment of diseases characterized by excessive or abnormal cell proliferation, pharmaceutical preparations containing such compounds and their uses as a medicament. The compounds of the invention are BRD4 inhibitors.

### 10 **Background of the invention**

Histone acetylation is most usually associated with the activation of gene transcription, as the modification loosens the interaction of the DNA and the histone octamer by changing the electrostatics. In addition to this physical change, specific proteins bind to acetylated lysine residues within histones to read the  
15 epigenetic code. Bromodomains are small (about 110 amino acid) distinct domains within proteins that bind to acetylated lysine residues commonly but not exclusively in the context of histones. There is a family of around 50 proteins known to contain bromodomains, and they have a range of functions within the cell.

The BET family of bromodomain containing proteins comprises 4 proteins (BRD2,  
20 BRD3, BRD4 and BRD-T) which contain tandem bromodomains capable of binding to two acetylated lysine residues in close proximity, increasing the specificity of the interaction. Recent research has established a compelling rationale for targeting BRD4 in cancer. BRD4 remains bound to transcriptional start sites of genes expressed during the entry into the G1 phase of the cell cycle,  
25 and is functioning to recruit the positive transcription elongation factor complex

(P-TEFb), resulting in increased expression of growth promoting genes (Yang and Zhou, *Mol. Cell. Biol.* 28, 967, 2008). Importantly, BRD4 has been identified as a component of a recurrent t(15;19) chromosomal translocation in an aggressive form of human squamous carcinoma (French et al., *Cancer Res.* 63, 304, 2003).

5 Such translocations express the tandem N-terminal bromodomains of BRD4 as an in-frame chimera with the NUT (nuclear protein in testis) protein, genetically defining the so-called NUT midline carcinoma (NMC). Functional studies in patient-derived NMC cell lines have validated the essential role of the BRD4-NUT oncoprotein in maintaining the proliferation and the differentiation block of these malignant cells. In addition, BRD4 has been identified as a critical sensitivity  
10 determinant in a genetically defined AML mouse model (Zuber et al., *Nature* 2011 478(7370):524-8). Suppression of BRD4 led to robust anti-leukemic effects in vitro and in vivo, accompanied by terminal myeloid differentiation. Interestingly, BRD4 inhibition triggered MYC down-regulation in a broad array of mouse and human  
15 leukemia cell lines examined, indicating that small molecule BRD4 inhibitors may provide a means to suppress the MYC pathway in a range of AML subtypes.

Finally, the other family members of the BET family have also been reported to have some function in controlling or executing aspects of the cell cycle, and have been shown to remain in complex with chromosomes during cell division -

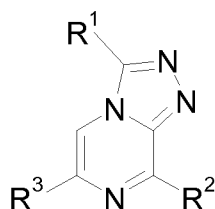
20 suggesting a role in the maintenance of epigenetic memory (Leroy et al., *Mol. Cell.* 2008 30(1 ):51-60).

Examples of bromodomain inhibitors are benzodiazepine derivatives, disclosed in WO2011/054553, and imidazo [4,5] quinoline derivatives, disclosed in WO2011/054846.

25 Thus, there is the need to provide BRD4 inhibitors useful for the prevention and/or treatment of diseases characterized by excessive or abnormal cell proliferation, such as cancer.

### Detailed description of the invention

The present invention relates to compounds of formula (I)



(I)

5 wherein,

R<sup>1</sup> is -C<sub>1-3</sub>alkyl or -C<sub>1-3</sub>haloalkyl;

R<sup>2</sup> is selected from -NHR<sup>4</sup>, -C<sub>1-5</sub>alkyl, -C<sub>1-5</sub>haloalkyl, halogen and  
-S-C<sub>1-3</sub>alkyl;

10 R<sup>3</sup> is a 5-12 membered heteroaryl, which group is substituted with -X-R<sup>10</sup> and  
optionally further substituted with one or more groups independently  
selected from R<sup>9</sup>;

R<sup>4</sup> is selected from -C<sub>1-5</sub>alkyl and 5-12 membered heterocycloalkyl, which  
heterocycloalkyl can be optionally substituted with one or more groups  
independently selected from R<sup>5</sup>;

15 R<sup>5</sup> is selected from -C<sub>1-5</sub>alkyl, -C<sub>1-5</sub>haloalkyl and -C<sub>1-3</sub>alkylene-O-C<sub>1-3</sub>alkyl;

20 R<sup>9</sup> is selected from -C<sub>1-5</sub>alkyl, -O-C<sub>1-5</sub>alkyl, -N(C<sub>1-5</sub>alkyl)<sub>2</sub>, halogen, -C<sub>1-3</sub>  
alkylene-O-C<sub>1-3</sub>alkyl, -C<sub>1-5</sub>alkylene-N(-C<sub>1-5</sub>alkyl, -C<sub>1-5</sub>alkyl), 5-12  
membered heterocycloalkyl, wherein the heterocycloalkyl group can be  
optionally substituted with one or more groups independently selected  
from =O, -C<sub>1-3</sub>alkyl, or

R<sup>10</sup> is selected from -C<sub>6-10</sub>aryl and 5-12 membered heteroaryl, wherein the aryl  
and heteroaryl groups can be optionally and independently substituted

with one or more groups selected from halogen, -C<sub>1-3</sub>alkyl, -O-C<sub>1-3</sub>alkyl, -C<sub>1-3</sub>haloalkyl, -O-C<sub>1-3</sub>haloalkyl, -N(C<sub>1-5</sub>alkyl, C<sub>1-5</sub>alkyl) and -NH-C<sub>1-5</sub>alkyl;

X is -C<sub>1-3</sub>alkylene- or -O-;

- 5 R<sup>10</sup> is -C<sub>6-10</sub>aryl or 5-12 membered heteroaryl, each of which groups can be optionally substituted with one or more groups selected from halogen, -C<sub>1-3</sub>alkyl, -O-C<sub>1-3</sub>alkyl, -C<sub>1-3</sub>haloalkyl, -O-C<sub>1-3</sub>haloalkyl;

wherein the compounds of formula (I) may be optionally be present in the form of salts.

- 10 In a preferred embodiment, the invention relates to compounds of formula (I), wherein R<sup>1</sup> is -CH<sub>3</sub>.

In a preferred embodiment, the invention relates to compounds of formula (I), wherein R<sup>2</sup> is -NHR<sup>4</sup> and R<sup>4</sup> is a 5-6 membered heterocycloalkyl, optionally substituted as defined herein in the description and claims.

- 15 In a preferred embodiment, the invention relates to compounds of formula (I), wherein R<sup>2</sup> is -NHR<sup>4</sup> and R<sup>4</sup> is tetrahydrofuran or piperidine, wherein the piperidine is substituted with one group selected from -CH<sub>3</sub>, -CH<sub>2</sub>CH<sub>3</sub>, -CH<sub>2</sub>CH<sub>2</sub>CH<sub>3</sub> and -(CH<sub>2</sub>)<sub>2</sub>-O-CH<sub>3</sub>.

- 20 In a preferred embodiment, the invention relates to compounds of formula (I), wherein R<sup>2</sup> is -NHR<sup>4</sup> and R<sup>4</sup> is -C<sub>1-3</sub>alkyl.

In a preferred embodiment, the invention relates to compounds of formula (I), wherein R<sup>2</sup> is -NHR<sup>4</sup> and R<sup>4</sup> is -CH<sub>3</sub> or -CH(CH<sub>3</sub>)<sub>2</sub>.

In a preferred embodiment, the invention relates to compounds of formula (I), wherein R<sup>2</sup> is -C<sub>1-3</sub>alkyl.

- 25 In a preferred embodiment, the invention relates to compounds of formula (I), wherein R<sup>3</sup> is a 5-9 membered heteroaryl substituted with -X-R<sup>10</sup> and optionally

further substituted with one or more groups independently selected from  $R^9$ ,  
wherein  $R^9$ ,  $R^{10}$  and X are as defined herein in the description and the claims.

Preferably,  $R^3$  is optionally further substituted with one or two  $R^9$ .

In a preferred embodiment, the invention relates to compounds of formula (I),  
5 wherein  $-X-R^{10}$  is selected from  $-\text{CH}_2\text{-phenyl}$ ,  $-\text{CH}(\text{CH}_3)\text{-phenyl}$ ,  $-\text{CH}_2\text{-pyridyl}$ ,  
 $-\text{CH}(\text{CH}_3)\text{-pyridyl}$ ,  $-\text{O-phenyl}$ , each of which phenyl or pyridyl groups is optionally  
substituted with  $-\text{F}$  or  $-\text{CH}_3$ .

In a preferred embodiment, the invention relates to compounds of formula (I),  
wherein  $-X-R^{10}$  is selected from  $-\text{CH}_2\text{-phenyl}$ ,  $-\text{CH}_2\text{-pyridyl}$ ,  $-\text{CH}(\text{CH}_3)\text{-phenyl}$ ,  
10  $-\text{CH}(\text{CH}_3)\text{-pyridyl}$ , each of which pyridyl or phenyl group is optionally substituted  
with  $-\text{F}$  or  $-\text{CH}_3$ .

In a preferred embodiment, the invention relates to compounds of formula (I),  
wherein  $R^3$  is selected from pyrazolyl imidazol, benzimidazolyl, imidazopyridine  
and imidazopyrimidine and  $R^3$  is substituted with  $-X-R^{10}$  and  $R^3$  is optionally  
15 further substituted with one or more groups independently selected from  $R^9$ ,  
wherein  $R^9$ ,  $R^{10}$  and X are as defined herein in the description and the claims.

In a preferred embodiment, the invention relates to compounds of formula (I),  
wherein  $R^9$  is independently selected from  $-\text{C}_{1-3}\text{alkyl}$ ,  $-\text{O}-\text{C}_{1-3}\text{alkyl}$ ,  $-\text{N}(\text{C}_{1-3}\text{alkyl})_2$ ,  
phenyl and 6 membered heterocycloalkyl, which heterocycloalkyl can be  
20 optionally substituted with one or more groups independently selected  $=\text{O}$  and  
 $-\text{C}_{1-3}\text{alkyl}$ .

In a preferred embodiment, the invention relates to compounds of formula (I),  
wherein  $R^3$  is imidazopyridine or benzimidazol substituted with  $-\text{CH}_2\text{-phenyl}$  or  
 $-\text{CH}_2\text{-pyridyl}$ ,  $-\text{CH}(\text{CH}_3)\text{-pyridyl}$  and optionally further substituted with  $-\text{C}_{1-3}\text{alkyl}$   
25 or 5-12 membered heterocycloalkyl wherein the heterocycloalkyl group can be  
optionally substituted with one or more groups independently selected from  
 $-\text{C}_{1-3}\text{alkyl}$ .

In a preferred embodiment, the invention relates to compounds of formula (I), wherein R<sup>3</sup> is imidazopyridine or benzimidazol substituted with -CH<sub>2</sub>-phenyl, -CH(CH<sub>3</sub>)-pyridyl or -CH<sub>2</sub>-pyridyl and substituted with -CH(CH<sub>3</sub>)<sub>2</sub> or morpholinyl or piperazinyl, wherein the morpholinyl or piperazinyl groups is optionally substituted with one or more groups selected from -C<sub>1-3</sub>alkyl.

In a preferred embodiment, the invention relates to compounds of formula (I), wherein the 5-9 membered heteroaryl in R<sup>3</sup> position is attached to the core of the structure via a carbon atom.

In a preferred embodiment, the invention relates to compounds of formula (I), wherein the pyridyl moiety in R<sup>10</sup> position is bound to -X- in 2-position.

In a further embodiment, the invention relates to compounds of formula (I) for use in the treatment of cancer.

In a further embodiment, the invention relates to compound of general formula (I) according to anyone of the embodiments described herein in the description and the claims - or the pharmaceutically acceptable salts thereof - for use in the treatment and/or prevention of cancer.

In a further embodiment, the invention relates to pharmaceutical preparation comprising as active substance one or more compounds of general formula (I) according to anyone of the embodiments described herein in the description and the claims optionally in combination with conventional excipients and/or carriers.

In a further embodiment, the invention relates to pharmaceutical preparation comprising a compound of general formula (I) according to anyone of the embodiments described herein in the description and the claims - or one of the pharmaceutically acceptable salts thereof - and at least one other cytostatic or cytotoxic active substance, different from formula (I).

The present invention further relates to hydrates, solvates, polymorphs, metabolites, derivatives and prodrugs of compounds of general formula (I).

The present invention further relates to a pharmaceutically acceptable salt of a compound of general formula (I) with inorganic or organic acids or bases.

- 5 In another aspect the invention relates to compounds of general formula (I) – or the pharmaceutically acceptable salts thereof – as medicaments.

In another aspect the invention relates to compounds of general formula (I) – or the pharmaceutically acceptable salts thereof – for use in a method for treatment of the human or animal body.

- 10 In another aspect the invention relates to compounds of general formula (I) – or the pharmaceutically acceptable salts thereof – for use in the treatment and/or prevention of cancer, infections, inflammations and autoimmune diseases.

- In another aspect the invention relates to compounds of general formula (I) – or the pharmaceutically acceptable salts thereof – for use in a method for treatment and/or  
15 prevention of cancer, infections, inflammations and autoimmune diseases in the human and animal body.

In another aspect the invention relates to compounds of general formula (I) – or the pharmaceutically acceptable salts thereof – for use in the treatment and/or prevention of cancer.

- 20 In another aspect the invention relates to the use of the compounds of general formula (I) – or the pharmaceutically acceptable salts thereof – in the treatment and/or prevention of cancer.

- In another aspect the invention relates to compounds of general formula (I) – or the pharmaceutically acceptable salts thereof – for use in a method for treatment and/or  
25 prevention of cancer in the human or animal body.

In another aspect the invention relates to compounds of general formula (I) – or the pharmaceutically acceptable salts thereof – for use in the treatment and/or prevention of hematopoietic malignancies, preferably AML, MM.

In another aspect the invention relates to compounds of general formula (I) – or the



pharmaceutically acceptable salts thereof – for use in the treatment and/or prevention of solid tumors, preferably to lung, liver, colon, brain, thyroid, pancreas, breast, ovary and prostate cancer.

In another aspect the invention relates to a process for the treatment and/or prevention of cancer comprising administering a therapeutically effective amount of a compound of general formula (I) – or one of the pharmaceutically acceptable salts thereof – to a human being.

In another aspect the invention relates to a pharmaceutical preparation containing as active substance one or more compounds of general formula (I) – or the pharmaceutically acceptable salts thereof – optionally in combination with conventional excipients and/or carriers.

In another aspect the invention relates to a pharmaceutical preparation comprising a compound of general formula (I) – or one of the pharmaceutically acceptable salts thereof – and at least one other cytostatic or cytotoxic active substance, different from formula (I).

### Definitions

Terms that are not specifically defined here have the meanings that are apparent to the skilled man in the light of the overall disclosure and the context as a whole.

As used herein, the following definitions apply, unless stated otherwise.

In the groups, radicals, or moieties defined below, the number of carbon atoms is often specified preceding the group, for example, -C<sub>1-5</sub>alkyl means an alkyl group or radical having 1 to 5 carbon atoms. In general, for groups comprising two or more subgroups, the first named sub-group is the radical attachment point, for example the substituent -C<sub>1-5</sub>alkyl-C<sub>3-10</sub>cylcoalkyl, means a C<sub>3-10</sub>cylcoalkyl group which is bound to a C<sub>1-5</sub>alkyl, the latter of which is bound to the core structure or to the group to which the substituent is attached.

The indication of the number of members in groups that contain one or more heteroatom(s) (heteroalkyl, heteroaryl, heteroarylalkyl, heterocyclyl,

heterocyclalkyl) relates to the total atomic number of all the ring members or chain members or the total of all the ring and chain members.

The person skilled in the art will appreciate that substituent groups containing a nitrogen atom can also be indicated as **amine** or **amino**. Similarly, groups containing oxygen atom can also be indicated with **-oxy**, like for example **alkoxy**. Groups containing  $-C(O)-$  can also be indicated as **carboxy**; groups containing  $-NC(O)-$  can also be indicated as **amide**; groups containing  $-NC(O)N-$  can also be indicated as **urea**; groups containing  $-NS(O)_2-$  can also be indicated as **sulfonamide**.

**Alkyl** denotes monovalent, saturated hydrocarbon chains, which may be present in both linear and branched form. If an **alkyl** is substituted, the substitution may take place independently of one another, by mono- or polysubstitution in each case, on all the hydrogen-carrying carbon atoms.

The term "**C<sub>1-5</sub>-alkyl**" includes for example methyl (Me;  $-CH_3$ ), ethyl (Et;  $-CH_2CH_3$ ), 1-propyl (*n*-propyl; *n*-Pr;  $-CH_2CH_2CH_3$ ), 2-propyl (*i*-Pr; *iso*-propyl;  $-CH(CH_3)_2$ ), 1-butyl (*n*-butyl; *n*-Bu;  $-CH_2CH_2CH_2CH_3$ ), 2-methyl-1-propyl (*iso*-butyl; *i*-Bu;  $-CH_2CH(CH_3)_2$ ), 2-butyl (*sec*-butyl; *sec*-Bu;  $-CH(CH_3)CH_2CH_3$ ), 2-methyl-2-propyl (*tert*-butyl; *t*-Bu;  $-C(CH_3)_3$ ), 1-pentyl (*n*-pentyl;  $-CH_2CH_2CH_2CH_2CH_3$ ), 2-pentyl ( $-CH(CH_3)CH_2CH_2CH_3$ ), 3-pentyl ( $-CH(CH_2CH_3)_2$ ), 3-methyl-1-butyl (*iso*-pentyl;  $-CH_2CH_2CH(CH_3)_2$ ), 2-methyl-2-butyl ( $-C(CH_3)_2CH_2CH_3$ ), 3-methyl-2-butyl ( $-CH(CH_3)CH(CH_3)_2$ ), 2,2-dimethyl-1-propyl (*neo*-pentyl;  $-CH_2C(CH_3)_3$ ), 2-methyl-1-butyl ( $-CH_2CH(CH_3)CH_2CH_3$ ).

By the terms propyl, butyl, pentyl, etc. without any further definition are meant saturated hydrocarbon groups with the corresponding number of carbon atoms, wherein all isomeric forms are included.

The above definition for **alkyl** also applies if **alkyl** is a part of another group such as for example **C<sub>x-y</sub>-alkylamino** or **C<sub>x-y</sub>-alkyloxy** or **C<sub>x-y</sub>-alkoxy**, wherein **C<sub>x-y</sub>-alkyloxy** and **C<sub>x-y</sub>-alkoxy** indicate the same group.

The term **alkylene** can also be derived from **alkyl**. **Alkylene** is bivalent, unlike **alkyl**, and requires two binding partners. Formally, the second valency is produced

by removing a hydrogen atom in an **alkyl**. Corresponding groups are for example -CH<sub>3</sub> and -CH<sub>2</sub>, -CH<sub>2</sub>CH<sub>3</sub> and -CH<sub>2</sub>CH<sub>2</sub> or >CHCH<sub>3</sub> etc.

The term "**C<sub>1-4</sub>-alkylene**" includes for example -(CH<sub>2</sub>)-, -(CH<sub>2</sub>-CH<sub>2</sub>)-, -(CH(CH<sub>3</sub>))-, -(CH<sub>2</sub>-CH<sub>2</sub>-CH<sub>2</sub>)-, -(C(CH<sub>3</sub>)<sub>2</sub>)-, -(CH(CH<sub>2</sub>CH<sub>3</sub>))-, -(CH(CH<sub>3</sub>)-CH<sub>2</sub>)-, -(CH<sub>2</sub>-CH(CH<sub>3</sub>))-, -(CH<sub>2</sub>-CH<sub>2</sub>-CH<sub>2</sub>-CH<sub>2</sub>)-, -(CH<sub>2</sub>-CH<sub>2</sub>-CH(CH<sub>3</sub>))-, -(CH(CH<sub>3</sub>)-CH<sub>2</sub>-CH<sub>2</sub>)-, -(CH<sub>2</sub>-CH(CH<sub>3</sub>)-CH<sub>2</sub>)-, -(CH<sub>2</sub>-C(CH<sub>3</sub>)<sub>2</sub>)-, -(C(CH<sub>3</sub>)<sub>2</sub>-CH<sub>2</sub>)-, -(CH(CH<sub>3</sub>)-CH(CH<sub>3</sub>))-, -(CH<sub>2</sub>-CH(CH<sub>2</sub>CH<sub>3</sub>))-, -(CH(CH<sub>2</sub>CH<sub>3</sub>)-CH<sub>2</sub>)-, -(CH(CH<sub>2</sub>CH<sub>2</sub>CH<sub>3</sub>))-, -(CHCH(CH<sub>3</sub>)<sub>2</sub>)- and -C(CH<sub>3</sub>)(CH<sub>2</sub>CH<sub>3</sub>)-.

Other examples of **alkylene** are methylene, ethylene, propylene, 1-methylethylene, butylene, 1-methylpropylene, 1,1-dimethylethylene, 1,2-dimethylethylene, pentylene, 1,1-dimethylpropylene, 2,2-dimethylpropylene, 1,2-dimethylpropylene, 1,3-dimethylpropylene, etc.

By the generic terms propylene, butylene, pentylene, hexylene etc. without any further definition are meant all the conceivable isomeric forms with the corresponding number of carbon atoms, i.e. propylene includes 1-methylethylene and butylene includes 1-methylpropylene, 2-methylpropylene, 1,1-dimethylethylene and 1,2-dimethylethylene.

The above definition for **alkylene** also applies if **alkylene** is part of another group such as for example in HO-C<sub>x-y</sub>-**alkylenamino** or H<sub>2</sub>N-C<sub>x-y</sub>-**alkylenoxy**.

Unlike **alkyl**, **alkenyl** consists of at least two carbon atoms, wherein at least two adjacent carbon atoms are joined together by a C-C double bond. If in an **alkyl** as hereinbefore defined having at least two carbon atoms, two hydrogen atoms on adjacent carbon atoms are formally removed and the free valencies are saturated to form a second bond, the corresponding **alkenyl** is formed.

Examples of **alkenyl** are vinyl (ethenyl), prop-1-enyl, allyl (prop-2-enyl), isopropenyl, but-1-enyl, but-2-enyl, but-3-enyl, 2-methyl-prop-2-enyl, 2-methyl-prop-1-enyl, 1-methyl-prop-2-enyl, 1-methyl-prop-1-enyl, 1-methylidenepropyl, pent-1-enyl, pent-2-enyl, pent-3-enyl, pent-4-enyl, 3-methyl-but-3-enyl, 3-methyl-but-2-enyl, 3-methyl-but-1-enyl, hex-1-enyl, hex-2-enyl, hex-3-enyl, hex-4-enyl,

hex-5-enyl, 2,3-dimethyl-but-3-enyl, 2,3-dimethyl-but-2-enyl, 2-methylidene-3-methylbutyl, 2,3-dimethyl-but-1-enyl, hexa-1,3-dienyl, hexa-1,4-dienyl, penta-1,4-dienyl, penta-1,3-dienyl, buta-1,3-dienyl, 2,3-dimethylbuta-1,3-diene etc.

By the generic terms propenyl, butenyl, pentenyl, hexenyl, butadienyl, pentadienyl,  
 5 hexadienyl, heptadienyl, octadienyl, nonadienyl, decadienyl etc. without any further definition are meant all the conceivable isomeric forms with the corresponding number of carbon atoms, i.e. propenyl includes prop-1-enyl and prop-2-enyl, butenyl includes but-1-enyl, but-2-enyl, but-3-enyl, 1-methyl-prop-1-enyl, 1-methyl-prop-2-enyl etc.

10 **Alkenyl** may optionally be present in the *cis* or *trans* or *E* or *Z* orientation with regard to the double bond(s).

The above definition for **alkenyl** also applies when **alkenyl** is part of another group such as for example in  $C_{x-y}$ -**alkenyl**amino or  $C_{x-y}$ -**alkenyl**oxy.

Unlike **alkylene**, **alkenylene** consists of at least two carbon atoms, wherein at least  
 15 two adjacent carbon atoms are joined together by a C-C double bond. If in an **alkylene** as hereinbefore defined having at least two carbon atoms, two hydrogen atoms at adjacent carbon atoms are formally removed and the free valencies are saturated to form a second bond, the corresponding **alkenylene** is formed.

Examples of **alkenylene** are ethenylene, propenylene, 1-methylethenylene,  
 20 butenylene, 1-methylpropenylene, 1,1-dimethylethenylene, 1,2-dimethylethenylene, pentenylene, 1,1-dimethylpropenylene, 2,2-dimethylpropenylene, 1,2-dimethylpropenylene, 1,3-dimethylpropenylene, hexenylene etc.

By the generic terms propenylene, butenylene, pentenylene, hexenylene etc.  
 25 without any further definition are meant all the conceivable isomeric forms with the corresponding number of carbon atoms, i.e. propenylene includes 1-methylethenylene and butenylene includes 1-methylpropenylene, 2-methylpropenylene, 1,1-dimethylethenylene and 1,2-dimethylethenylene.

**Alkenylene** may optionally be present in the *cis* or *trans* or *E* or *Z* orientation with  
 30 regard to the double bond(s).

The above definition for **alkenylene** also applies when **alkenylene** is a part of another group as in for example HO-C<sub>x-y</sub>-**alkenylamino** or H<sub>2</sub>N-C<sub>x-y</sub>-**alkenyleneoxy**.

5 Unlike **alkyl**, **alkynyl** consists of at least two carbon atoms, wherein at least two adjacent carbon atoms are joined together by a C-C triple bond. If in an **alkyl** as hereinbefore defined having at least two carbon atoms, two hydrogen atoms in each case at adjacent carbon atoms are formally removed and the free valencies are saturated to form two further bonds, the corresponding **alkynyl** is formed.

10 Examples of **alkynyl** are ethynyl, prop-1-ynyl, prop-2-ynyl, but-1-ynyl, but-2-ynyl, but-3-ynyl, 1-methyl-prop-2-ynyl, pent-1-ynyl, pent-2-ynyl, pent-3-ynyl, pent-4-ynyl, 3-methyl-but-1-ynyl.

By the generic terms propynyl, butynyl, pentynyl, etc. without any further definition are meant all the conceivable isomeric forms with the corresponding number of carbon atoms, i.e. propynyl includes prop-1-ynyl and prop-2-ynyl, 15 butynyl includes but-1-ynyl, but-2-ynyl, but-3-ynyl, 1-methyl-prop-1-ynyl, 1-methyl-prop-2-ynyl.

If a hydrocarbon chain carries both at least one double bond and also at least one triple bond, by definition it belongs to the **alkynyl** subgroup.

20 The above definition for **alkynyl** also applies if **alkynyl** is part of another group, as in C<sub>x-y</sub>-**alkynylamino** or C<sub>x-y</sub>-**alkynyleneoxy**, for example.

Unlike **alkylene**, **alkynylene** consists of at least two carbon atoms, wherein at least two adjacent carbon atoms are joined together by a C-C triple bond. If in an **alkylene** as hereinbefore defined having at least two carbon atoms, two hydrogen atoms in each case at adjacent carbon atoms are formally removed and the free 25 valencies are saturated to form two further bonds, the corresponding **alkynylene** is formed.

Examples of **alkynylene** are ethynylene, propynylene, 1-methylethynylene, butynylene, 1-methylpropynylene, 1,1-dimethylethynylene, 1,2-dimethyl-

ethynylene, pentynylene, 1,1-dimethylpropynylene, 2,2-dimethylpropynylene, 1,2-dimethylpropynylene, 1,3-dimethylpropynylene, hexynylene etc.

By the generic terms propynylene, butynylene, pentynylene, etc. without any further definition are meant all the conceivable isomeric forms with the  
 5 corresponding number of carbon atoms, i.e. propynylene includes 1-methyl-ethynylene and butynylene includes 1-methylpropynylene, 2-methylpropynylene, 1,1-dimethylethynylene and 1,2-dimethylethynylene.

The above definition for **alkynylene** also applies if **alkynylene** is part of another group, as in HO-C<sub>x-y</sub>-**alkynylene**amino or H<sub>2</sub>N-C<sub>x-y</sub>-**alkynylene**oxy, for example.

10 By **heteroatoms** are meant oxygen, nitrogen and sulphur atoms.

**Haloalkyl (haloalkenyl, haloalkynyl)** is derived from the previously defined **alkyl (alkenyl, alkynyl)** by replacing one or more hydrogen atoms of the hydrocarbon chain independently of one another by halogen atoms, which may be identical or different. If a **haloalkyl (haloalkenyl, haloalkynyl)** is to be further substituted, the  
 15 substitutions may take place independently of one another, in the form of mono- or polysubstitutions in each case, on all the hydrogen-carrying carbon atoms.

Examples of **haloalkyl (haloalkenyl, haloalkynyl)** are -CF<sub>3</sub>, -CHF<sub>2</sub>, -CH<sub>2</sub>F, -CF<sub>2</sub>CF<sub>3</sub>, -CHF<sub>2</sub>CF<sub>3</sub>, -CH<sub>2</sub>CF<sub>3</sub>, -CF<sub>2</sub>CH<sub>3</sub>, -CHFCH<sub>3</sub>, -CF<sub>2</sub>CF<sub>2</sub>CF<sub>3</sub>, -CF<sub>2</sub>CH<sub>2</sub>CH<sub>3</sub>, -CF=CF<sub>2</sub>, -CCl=CH<sub>2</sub>, -CBr=CH<sub>2</sub>, -CI=CH<sub>2</sub>, -C≡C-CF<sub>3</sub>, -CHFCH<sub>2</sub>CH<sub>3</sub>,  
 20 -CHFCH<sub>2</sub>CF<sub>3</sub> etc.

From the previously defined **haloalkyl (haloalkenyl, haloalkynyl)** are also derived the terms **haloalkylene (haloalkenylene, haloalkynylene)**. **Haloalkylene (haloalkenyl, haloalkynyl)**, unlike **haloalkyl**, is bivalent and requires two binding partners. Formally, the second valency is formed by removing a hydrogen atom  
 25 from a **haloalkyl**.

Corresponding groups are for example -CH<sub>2</sub>F and -CHF-, -CHFCH<sub>2</sub>F and -CHFCHF- or >CFCH<sub>2</sub>F etc.

The above definitions also apply if the corresponding halogen groups are part of another group.

**Halogen** relates to fluorine, chlorine, bromine and/or iodine atoms.

**Cycloalkyl** is made up of the subgroups **monocyclic hydrocarbon rings**, **bicyclic hydrocarbon rings** and **spiro-hydrocarbon rings**. The systems are saturated. In bicyclic hydrocarbon rings two rings are joined together so that they have at least two carbon atoms together. In spiro-hydrocarbon rings a carbon atom (spiroatom) belongs to two rings together. If a **cycloalkyl** is to be substituted, the substitutions may take place independently of one another, in the form of mono- or polysubstitutions in each case, on all the hydrogen-carrying carbon atoms.

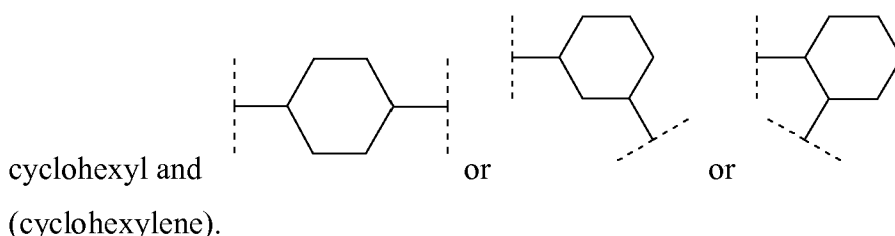
**Cycloalkyl** itself may be linked as a substituent to the molecule via every suitable position of the ring system.

Examples of **cycloalkyl** are cyclopropyl, cyclobutyl, cyclopentyl, cyclohexyl, cycloheptyl, bicyclo[2.2.0]hexyl, bicyclo[3.2.0]heptyl, bicyclo[3.2.1]octyl, bicyclo[2.2.2]octyl, bicyclo[4.3.0]nonyl (octahydroindenyl), bicyclo[4.4.0]decyl (decahydronaphthalene), bicyclo[2.2.1]heptyl (norbornyl), bicyclo[4.1.0]heptyl (norcaranyl), bicyclo-[3.1.1]heptyl (pinanyl), spiro[2.5]octyl, spiro[3.3]heptyl etc.

The above definition for **cycloalkyl** also applies if **cycloalkyl** is part of another group as in  $C_{x-y}$ -**cycloalkylamino** or  $C_{x-y}$ -**cycloalkyloxy**, for example.

If the free valency of a **cycloalkyl** is saturated, then an **alicyclic group** is obtained.

The term **cycloalkylene** can thus be derived from the previously defined **cycloalkyl**. **Cycloalkylene**, unlike **cycloalkyl**, is bivalent and requires two binding partners. Formally, the second valency is obtained by removing a hydrogen atom from a **cycloalkyl**. Corresponding groups are for example



The above definition for **cycloalkylene** also applies if **cycloalkylene** is part of another group as in  $HO-C_{x-y}$ -**cycloalkyleneamino** or  $H_2N-C_{x-y}$ -**cycloalkyleneoxy**, for example.

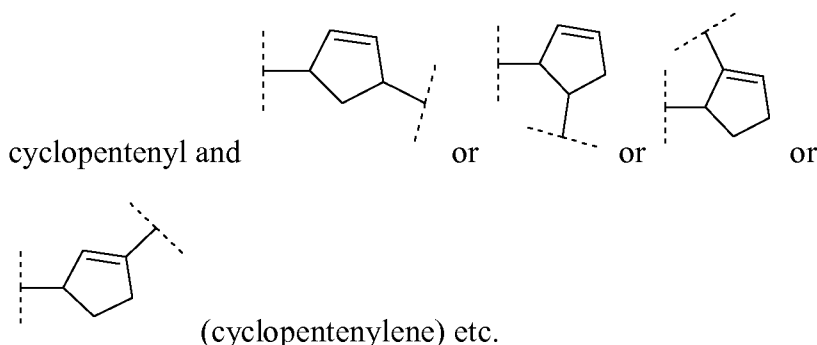
**Cycloalkenyl** is also made up of the subgroups **monocyclic hydrocarbon rings**, **bicyclic hydrocarbon rings** and **spiro-hydrocarbon rings**. However, the systems are unsaturated, i.e. there is at least one C-C double bond but no aromatic system. If in a **cycloalkyl** as hereinbefore defined two hydrogen atoms at adjacent cyclic carbon atoms are formally removed and the free valencies are saturated to form a second bond, the corresponding **cycloalkenyl** is obtained. If a **cycloalkenyl** is to be substituted, the substitutions may take place independently of one another, in the form of mono- or polysubstitutions in each case, on all the hydrogen-carrying carbon atoms. **Cycloalkenyl** itself may be linked as a substituent to the molecule via every suitable position of the ring system.

Examples of **cycloalkenyl** are cycloprop-1-enyl, cycloprop-2-enyl, cyclobut-1-enyl, cyclobut-2-enyl, cyclopent-1-enyl, cyclopent-2-enyl, cyclopent-3-enyl, cyclohex-1-enyl, cyclohex-2-enyl, cyclohex-3-enyl, cyclohept-1-enyl, cyclohept-2-enyl, cyclohept-3-enyl, cyclohept-4-enyl, cyclobuta-1,3-dienyl, cyclopenta-1,4-dienyl, cyclopenta-1,3-dienyl, cyclopenta-2,4-dienyl, cyclohexa-1,3-dienyl, cyclohexa-1,5-dienyl, cyclohexa-2,4-dienyl, cyclohexa-1,4-dienyl, cyclohexa-2,5-dienyl, bicyclo[2.2.1]hepta-2,5-dienyl (norborna-2,5-dienyl), bicyclo[2.2.1]hept-2-enyl (norbornenyl), spiro[4.5]dec-2-ene etc.

The above definition for **cycloalkenyl** also applies when **cycloalkenyl** is part of another group as in  $C_{x-y}$ -**cycloalkenyl**amino or  $C_{x-y}$ -**cycloalkenyl**oxy, for example. If the free valency of a **cycloalkenyl** is saturated, then an **unsaturated alicyclic group** is obtained.

The term **cycloalkenylene** can thus be derived from the previously defined **cycloalkenyl**. **Cycloalkenylene**, unlike **cycloalkenyl**, is bivalent and requires two binding partners. Formally the second valency is obtained by removing a hydrogen atom from a **cycloalkenyl**. Corresponding groups are for example





The above definition for **cycloalkenylene** also applies when **cycloalkenylene** is part of another group as in HO-C<sub>x-y</sub>-**cycloalkenylene**amino or H<sub>2</sub>N-C<sub>x-y</sub>-

5 **cycloalkenylene**oxy, for example.

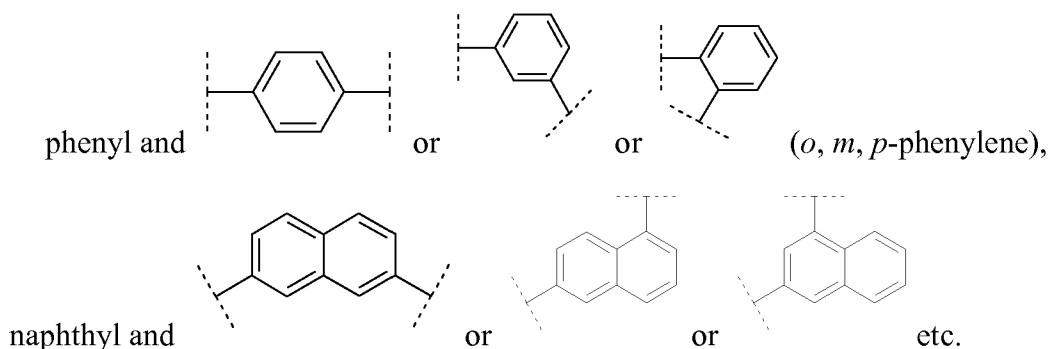
**Aryl** denotes a mono-, bi- or tricyclic group with at least one aromatic carbocycle. Preferably it denotes a monocyclic group with six carbon atoms (phenyl) or a bicyclic group with nine or ten carbon atoms (two six-membered rings or one six-membered ring with a five-membered ring), wherein the second ring may also be aromatic or, however, may also be saturated or partially saturated. If an **aryl** is to be substituted, the substitutions may take place independently of one another, in the form of mono- or polysubstitutions in each case, on all the hydrogen-carrying carbon atoms. **Aryl** itself may be linked as a substituent to the molecule via every suitable position of the ring system.

15 Examples of **aryl** are phenyl, naphthyl, indanyl (2,3-dihydroindenyl), indenyl, anthracenyl, phenanthrenyl, tetrahydronaphthyl (1,2,3,4-tetrahydronaphthyl, tetralinyl), dihydronaphthyl (1,2- dihydronaphthyl), fluorenyl etc.

The above definition of **aryl** also applies when **aryl** is part of another group as in **arylamino** or **aryloxy**, for example.

20 If the free valency of an **aryl** is saturated, then an **aromatic group** is obtained.

The term **arylene** can also be derived from the previously defined **aryl**. **Arylene**, unlike **aryl**, is bivalent and requires two binding partners. Formally, the second valency is formed by removing a hydrogen atom from an **aryl**. Corresponding groups are e.g.



The above definition for **arylene** also applies when **arylene** is part of another group as in HO-**arylene**amino or H<sub>2</sub>N-**arylene**oxy for example.

- 5 **Heterocyclyl** denotes ring systems, which are derived from the previously defined **cycloalkyl**, **cycloalkenyl** and **aryl** by replacing one or more of the groups -CH<sub>2</sub>- independently of one another in the hydrocarbon rings by the groups -O-, -S- or -NH- or by replacing one or more of the groups =CH- by the group =N-, wherein a total of not more than five heteroatoms may be present, at least one carbon atom
- 10 may be present between two oxygen atoms and between two sulphur atoms or between one oxygen and one sulphur atom and the ring as a whole must have chemical stability. Heteroatoms may optionally be present in all the possible oxidation stages (sulphur → sulfoxide -SO, sulphone -SO<sub>2</sub>-; nitrogen → N-oxide).
- 15 A direct result of the derivation from **cycloalkyl**, **cycloalkenyl** and **aryl** is that **heterocyclyl** is made up of the subgroups **monocyclic heterorings**, **bicyclic heterorings**, **tricyclic heterorings** and **spiro-heterorings**, which may be present in saturated or unsaturated form. Saturated and unsaturated, non aromatic, **heterocyclyl** are also defined as **heterocycloalkyl**. By unsaturated is meant that
- 20 there is at least one double bond in the ring system in question, but no heteroaromatic system is formed. In bicyclic heterorings two rings are linked together so that they have at least two (hetero)atoms in common. In spiro-heterorings a carbon atom (spiroatom) belongs to two rings together. If a **heterocyclyl** is substituted, the substitutions may take place independently of one
- 25 another, in the form of mono- or polysubstitutions in each case, on all the hydrogen-carrying carbon and/or nitrogen atoms. **Heterocyclyl** itself may be linked

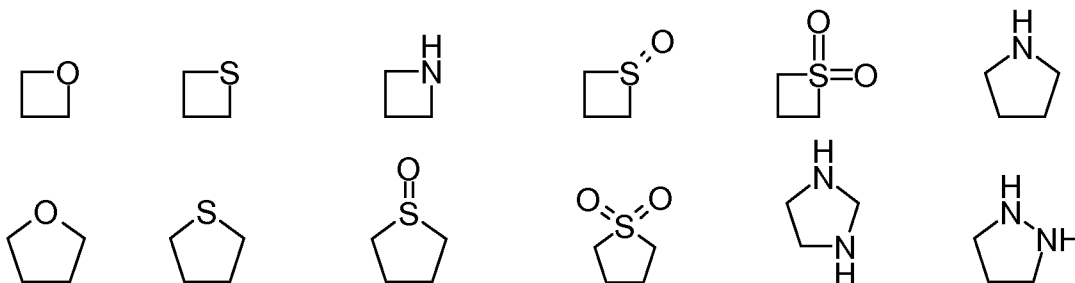
as a substituent to the molecule via every suitable position of the ring system.

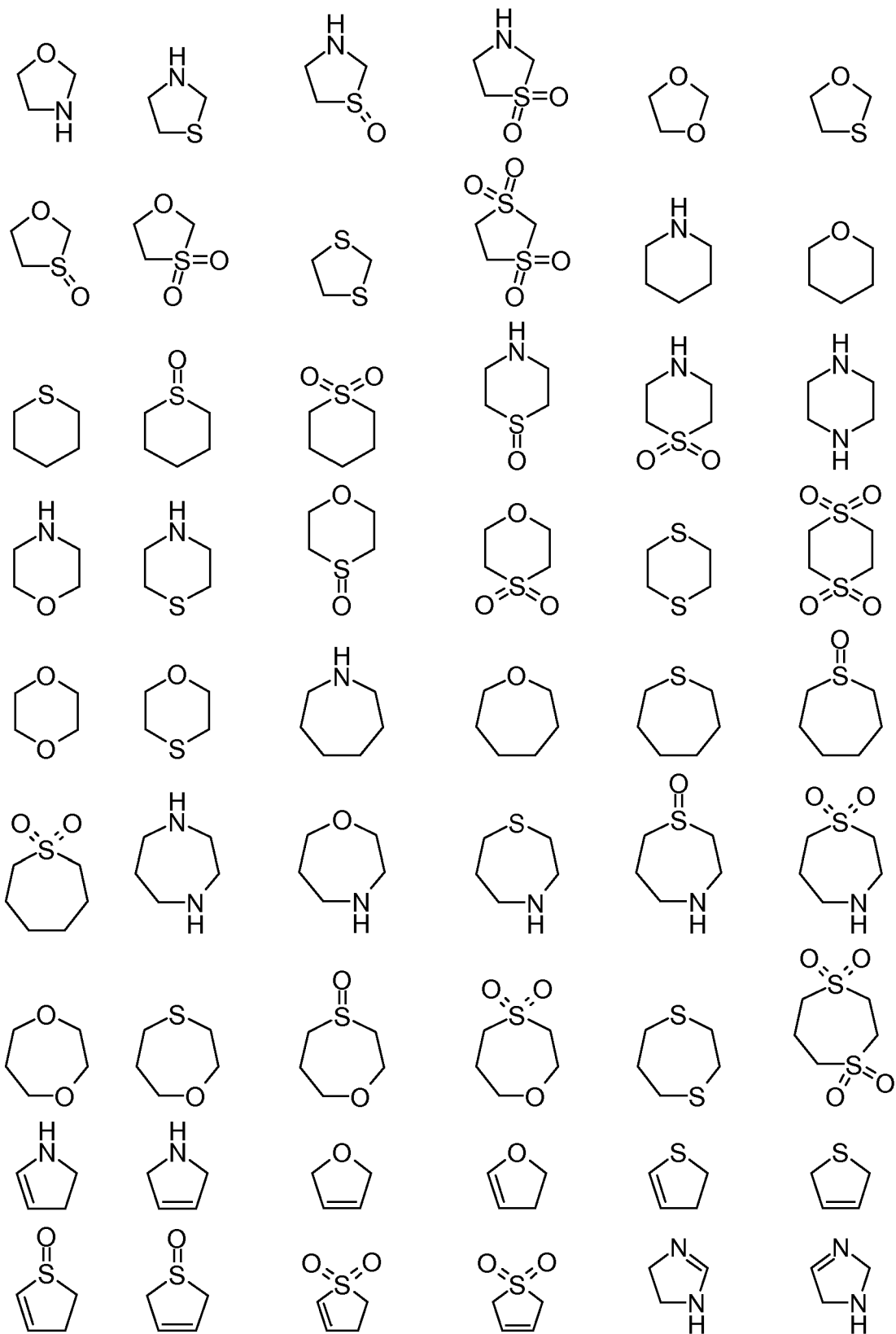
When the heterocyclyl has a nitrogen atom, the preferred position to bind the heterocyclyl substituent to the molecule is the nitrogen atom.

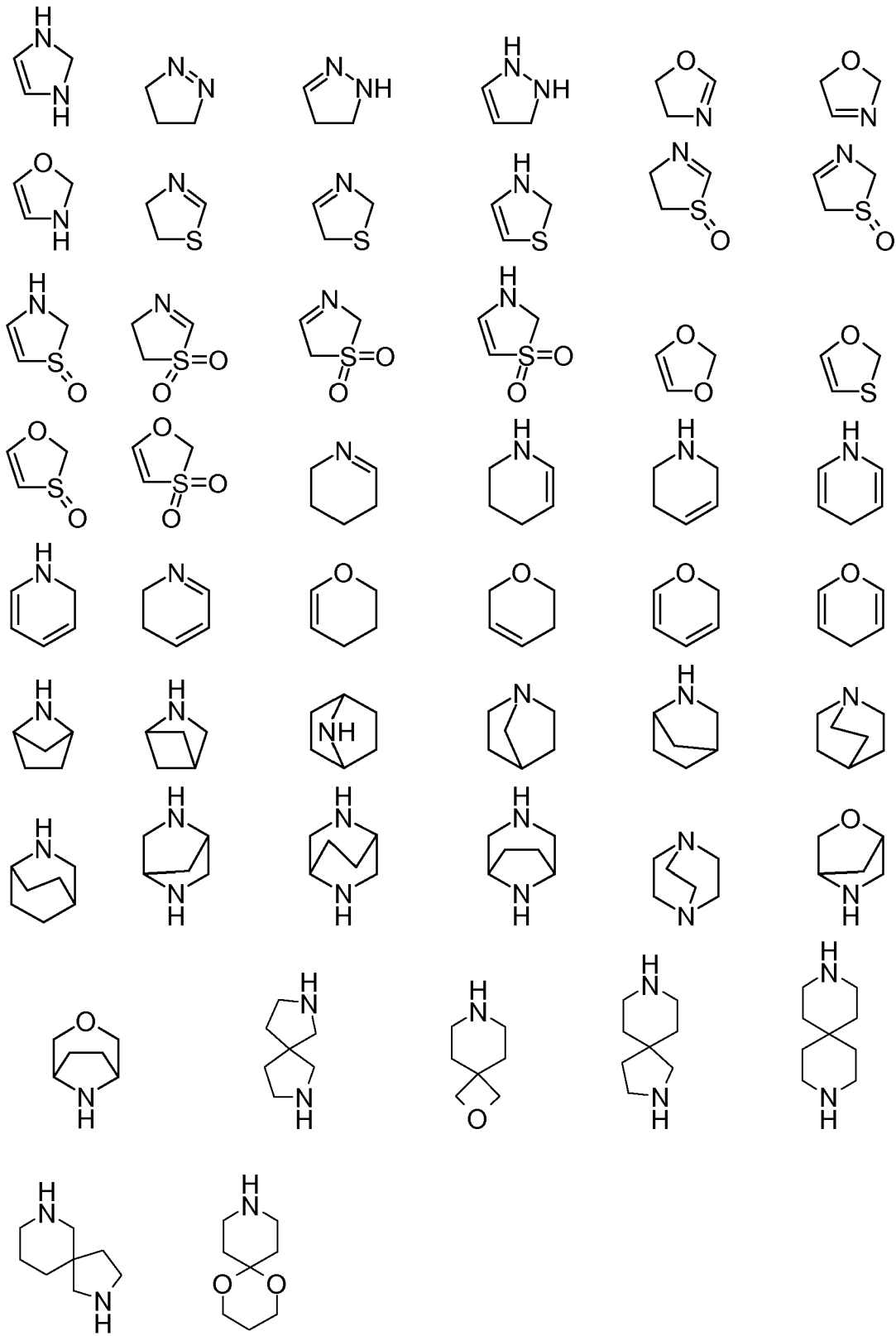
Examples of **heterocyclyl** are tetrahydrofuryl, pyrrolidinyl, pyrrolinyl,

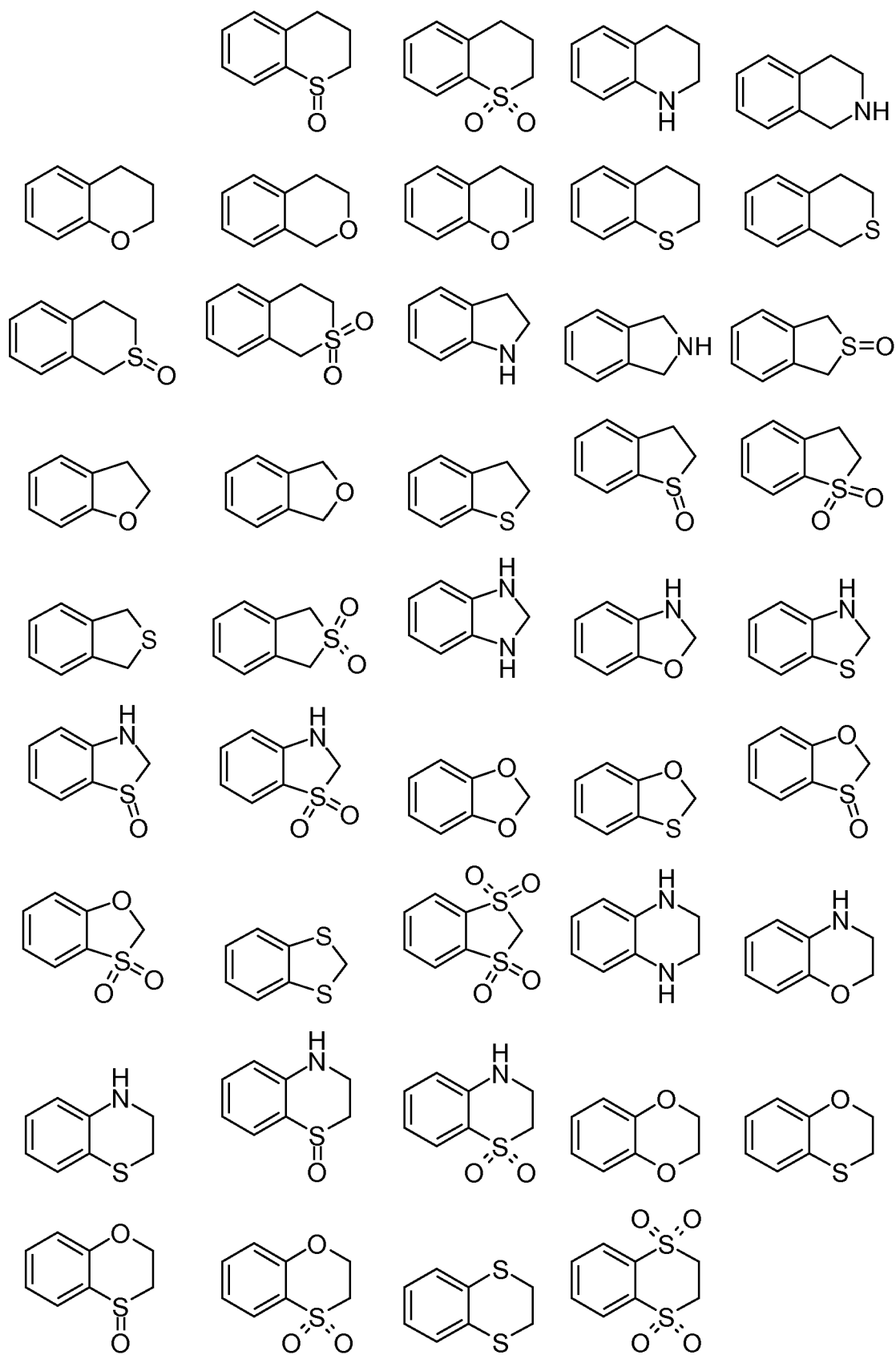
- 5 imidazolidinyl, thiazolidinyl, imidazolyl, pyrazolidinyl, pyrazolyl, piperidinyl, piperazinyl, oxiranyl, aziridinyl, azetidyl, 1,4-dioxanyl, azepanyl, diazepanyl, morpholinyl, thiomorpholinyl, homomorpholinyl, homopiperidinyl, homopiperazinyl, homothiomorpholinyl, thiomorpholinyl-*S*-oxide, thiomorpholinyl-*S,S*-dioxide, 1,3-dioxolanyl, tetrahydropyranyl,
- 10 tetrahydrothiopyranyl, [1.4]-oxazepanyl, tetrahydrothienyl, homothiomorpholinyl-*S,S*-dioxide, oxazolidinonyl, dihydropyrazolyl, dihydropyrrolyl, dihydropyrazinyl, dihydropyridyl, dihydro-pyrimidinyl, dihydrofuryl, dihydropyranyl, tetrahydrothienyl-*S*-oxide, tetrahydrothienyl-*S,S*-dioxide, homothiomorpholinyl-*S*-oxide, 2,3-dihydroazet, 2*H*-pyrrolyl, 4*H*-pyranyl, 1,4-dihydropyridinyl,
- 15 8-azabicyclo[3.2.1]octyl, 8-azabicyclo[5.1.0]octyl, 2-oxa-5-azabicyclo[2.2.1]-heptyl, 8-oxa-3-aza-bicyclo[3.2.1]octyl, 3,8-diaza-bicyclo[3.2.1]octyl, 2,5-diaza-bicyclo-[2.2.1]heptyl, 1-aza-bicyclo[2.2.2]octyl, 3,8-diaza-bicyclo[3.2.1]octyl, 3,9-diaza-bicyclo[4.2.1]nonyl, 2,6-diaza-bicyclo[3.2.2]nonyl, 1,4-dioxa-spiro[4.5]-decyl, 1-oxa-3,8-diaza-spiro[4.5]decyl, 2,6-diaza-spiro[3.3]heptyl, 2,7-diaza-
- 20 spiro[4.4]nonyl, 2,6-diaza-spiro[3.4]octyl, 3,9-diaza-spiro[5.5]undecyl, 2,8-diaza-spiro[4.5]decyl etc.

Further examples are the structures illustrated below, which may be attached via each hydrogen-carrying atom (exchanged for hydrogen):





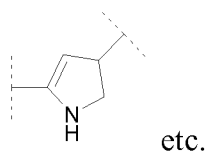
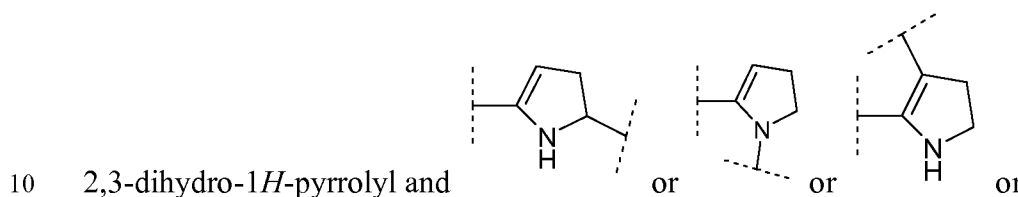
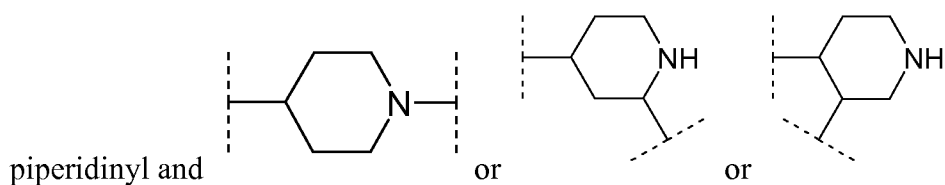




The above definition of **heterocyclyl** also applies if **heterocyclyl** is part of another group as in **heterocyclylamino** or **heterocyclyoxy** for example.

If the free valency of a **heterocyclyl** is saturated, then a **heterocyclic group** is obtained.

- 5 The term **heterocyclylene** is also derived from the previously defined **heterocyclyl**. **Heterocyclylene**, unlike **heterocyclyl**, is bivalent and requires two binding partners. Formally, the second valency is obtained by removing a hydrogen atom from a **heterocyclyl**. Corresponding groups are for example



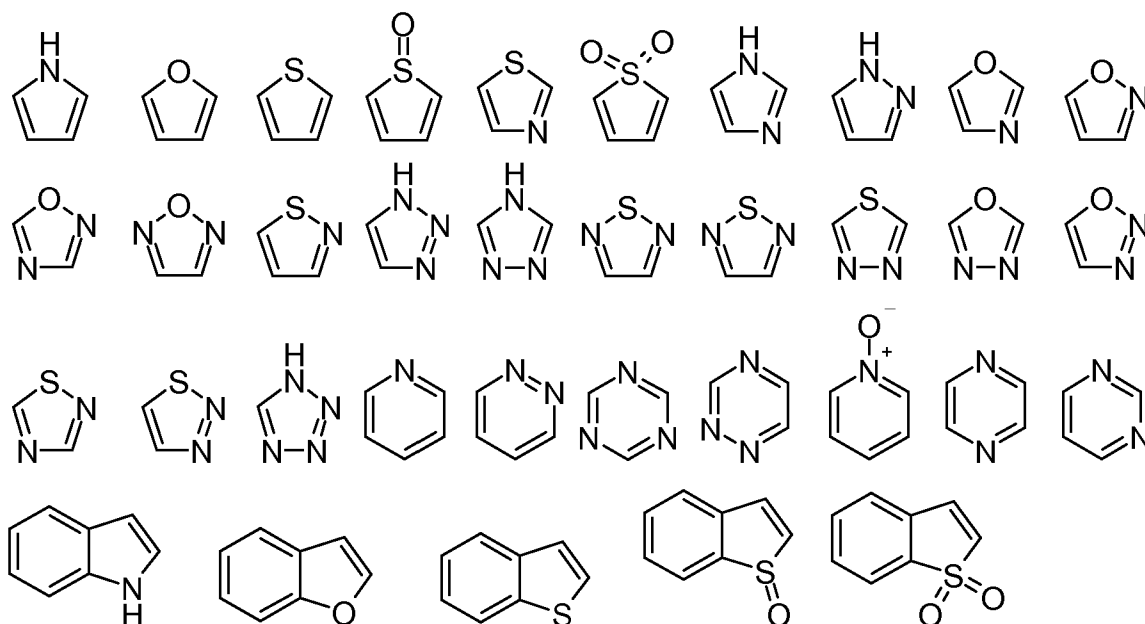
The above definition of **heterocyclylene** also applies if **heterocyclylene** is part of another group as in HO-**heterocyclyleneamino** or H<sub>2</sub>N-**heterocyclyleneoxy** for example.

- 15 **Heteroaryl** denotes monocyclic heteroaromatic rings or polycyclic rings with at least one heteroaromatic ring, which compared with the corresponding **aryl** or **cycloalkyl (cycloalkenyl)** contain, instead of one or more carbon atoms, one or more identical or different heteroatoms, selected independently of one another from among nitrogen, sulphur and oxygen, wherein the resulting group must be
- 20 chemically stable. The prerequisite for the presence of **heteroaryl** is a heteroatom and a heteroaromatic system. If a **heteroaryl** is to be substituted, the substitutions may take place independently of one another, in the form of mono- or polysubstitutions in each case, on all the hydrogen-carrying carbon and/or nitrogen

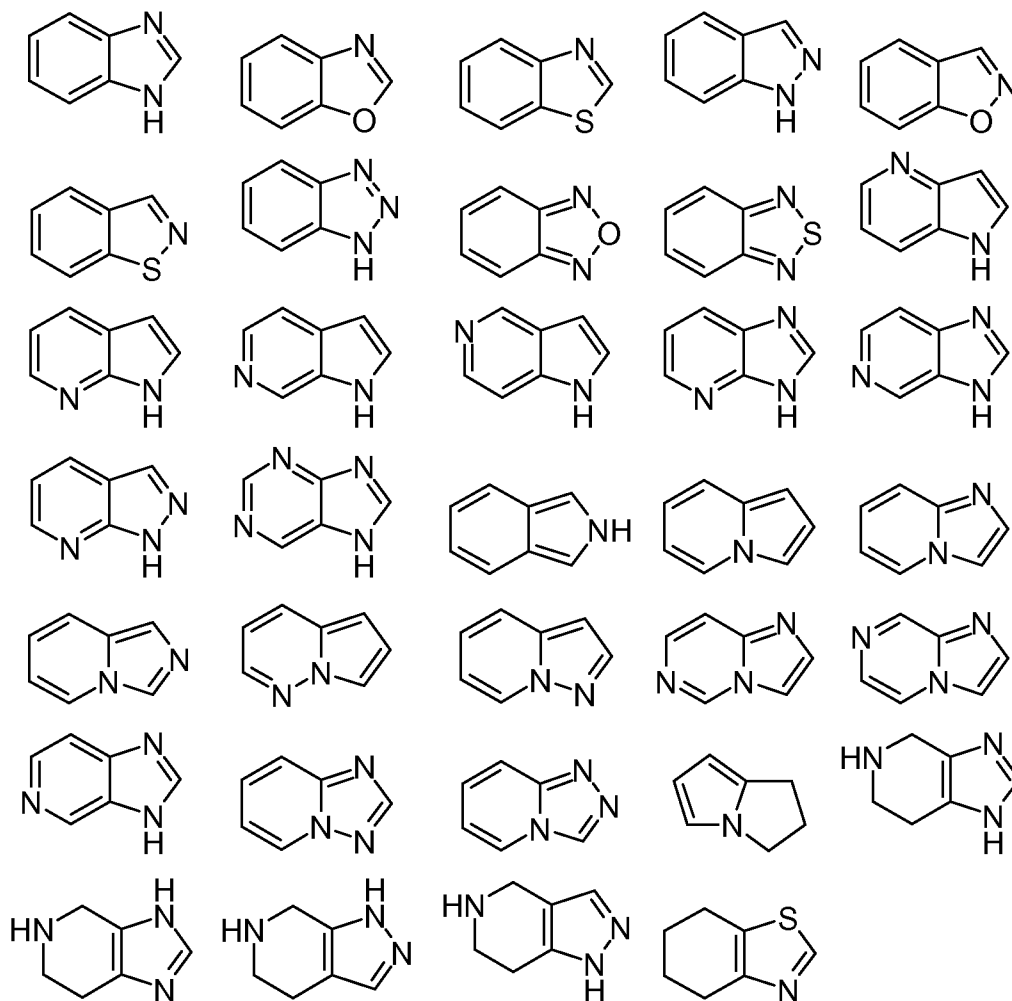
atoms. **Heteroaryl** itself may be linked as a substituent to the molecule via every suitable position of the ring system, both carbon and nitrogen.

- Examples of **heteroaryl** are furyl, thienyl, pyrrolyl, oxazolyl, thiazolyl, isoxazolyl, isothiazolyl, pyrazolyl, imidazolyl, triazolyl, tetrazolyl, oxadiazolyl, thiadiazolyl,  
 5 pyridyl, pyrimidyl, pyridazinyl, pyrazinyl, triazinyl, pyridyl-*N*-oxide, pyrrolyl-*N*-oxide, pyrimidinyl-*N*-oxide, pyridazinyl-*N*-oxide, pyrazinyl-*N*-oxide, imidazolyl-*N*-oxide, isoxazolyl-*N*-oxide, oxazolyl-*N*-oxide, thiazolyl-*N*-oxide, oxadiazolyl-*N*-oxide, thiadiazolyl-*N*-oxide, triazolyl-*N*-oxide, tetrazolyl-*N*-oxide, indolyl, isoindolyl, benzofuryl, benzothienyl, benzoxazolyl, benzothiazolyl, benzisoxazolyl,  
 10 benzisothiazolyl, benzimidazolyl, indazolyl, isoquinolyl, quinolyl, quinoxalyl, cinnolyl, phthalazinyl, quinazolyl, benzotriazinyl, indolizyl, oxazolopyridyl, imidazopyridyl, naphthyridyl, benzoxazolyl, pyridopyridyl, purinyl, pteridyl, benzothiazolyl, imidazopyridyl, imidazothiazolyl, quinolyl-*N*-oxide, indolyl-*N*-oxide, isoquinolyl-*N*-oxide, quinazolyl-*N*-oxide, quinoxalyl-*N*-oxide,  
 15 *N*-oxide, phthalazinyl-*N*-oxide, indolizyl-*N*-oxide, indazolyl-*N*-oxide, benzothiazolyl-*N*-oxide, benzimidazolyl-*N*-oxide etc.

Further examples are the structures illustrated below, which may be attached via each hydrogen-carrying atom (exchanged for hydrogen):



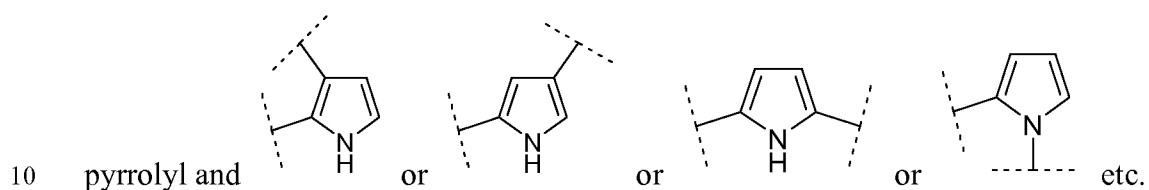




The above definition of **heteroaryl** also applies when **heteroaryl** is part of another group as in **heteroaryl**amino or **heteroaryl**oxy, for example.

If the free valency of a **heteroaryl** is saturated, a **heteroaromatic group** is obtained.

The term **heteroarylene** can therefore be derived from the previously defined **heteroaryl**. **Heteroarylene**, unlike **heteroaryl**, is bivalent and requires two binding partners. Formally, the second valency is obtained by removing a hydrogen atom from a **heteroaryl**. Corresponding groups are for example



The above definition of **heteroarylene** also applies when **heteroarylene** is part of another group as in HO-**heteroarylene**amino or H<sub>2</sub>N-**heteroarylene**oxy, for example.

The bivalent groups mentioned above (alkylene, alkenylene, alkynylene etc.) may also be part of composite groups (e.g. H<sub>2</sub>N-C<sub>1-4</sub>alkylene- or HO-C<sub>1-4</sub>alkylene-). In this case one of the valencies is saturated by the attached group (here: -NH<sub>2</sub>, -OH), so that a composite group of this kind written in this way is only a monovalent substituent over all.

By **substituted** is meant that a hydrogen atom which is bound directly to the atom under consideration, is replaced by another atom or another group of atoms (**substituent**). Depending on the starting conditions (number of hydrogen atoms) mono- or polysubstitution may take place on one atom. Substitution with a particular substituent is only possible if the permitted valencies of the substituent and of the atom that is to be substituted correspond to one another and the substitution leads to a stable compound (i.e. to a compound which is not converted spontaneously, e.g. by rearrangement, cyclisation or elimination).

Bivalent substituents such as =S, =NR, =NOR, =NNRR, =NN(R)C(O)NRR, =N<sub>2</sub> or the like, may only be substituted at carbon atoms, wherein the bivalent substituent =O may also be a substituent at sulphur. Generally, substitution may be carried out by a bivalent substituent only at ring systems and requires replacement by two geminal hydrogen atoms, i.e. hydrogen atoms that are bound to the same carbon atom that is saturated prior to the substitution. Substitution by a bivalent substituent is therefore only possible at the group -CH<sub>2</sub>- or sulphur atoms of a ring system.

**Stereochemistry/Solvates/Hydrates:** Unless stated otherwise a structural formula given in the description or in the claims or a chemical name refers to the corresponding compound itself, but also encompasses the tautomers, stereoisomers, optical and geometric isomers (e.g. enantiomers, diastereomers, *E/Z* isomers, etc.), racemates, mixtures of separate enantiomers in any desired combinations, mixtures of diastereomers, mixtures of the forms mentioned hereinbefore (if such forms exist) as well as salts, particularly pharmaceutically acceptable salts thereof. The

compounds and salts according to the invention may be present in solvated form (e.g. with pharmaceutically acceptable solvents such as e.g. water, ethanol etc.) or in unsolvated form. Generally, for the purposes of the present invention the solvated forms, e.g. hydrates, are to be regarded as of equal value to the unsolvated forms.

**Salts:** The term "**pharmaceutically acceptable**" is used herein to denote compounds, materials, compositions and/or formulations which are suitable, according to generally recognised medical opinion, for use in conjunction with human and/or animal tissue and do not have or give rise to any excessive toxicity, irritation or immune response or lead to other problems or complications, i.e. correspond overall to an acceptable risk/benefit ratio.

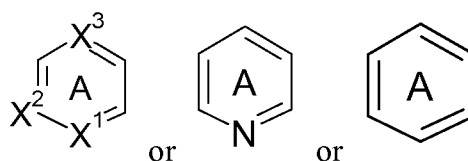
The term "**pharmaceutically acceptable salts**" relates to derivatives of the chemical compounds disclosed in which the parent compound is modified by the addition of acid or base. Examples of pharmaceutically acceptable salts include (without being restricted thereto) salts of mineral or organic acids in relation to basic functional groups such as for example amines, alkali metal or organic salts of acid functional groups such as for example carboxylic acids, etc. These salts include in particular acetate, ascorbate, benzenesulphonate, benzoate, besylate, bicarbonate, bitartrate, bromide/hydrobromide, Ca-edetate/edetate, camsylate, carbonate, chloride/hydrochloride, citrate, edisylate, ethane disulphonate, estolate, esylate, fumarate, gluceptate, gluconate, glutamate, glycolate, glycolylarsnilate, hexylresorcinate, hydrabamine, hydroxymaleate, hydroxynaphthoate, iodide, isothionate, lactate, lactobionate, malate, maleate, mandelate, methanesulphonate, mesylate, methylbromide, methylnitrate, methylsulphate, mucate, napsylate, nitrate, oxalate, pamoate, pantothenate, phenyl acetate, phosphate/diphosphate, polygalacturonate, propionate, salicylate, stearate, subacetate, succinate, sulphamide, sulphate, tannate, tartrate, teoate, toluenesulphonate, triethiodide, ammonium, benzathine, chlorprocaine, choline, diethanolamine, ethylenediamine, meglumin and procaine. Other pharmaceutically acceptable salts may be formed with cations of metals such as aluminium, calcium, lithium, magnesium, potassium,

sodium, zinc, etc. (cf. also Pharmaceutical salts, Birge, S.M. et al., J. Pharm. Sci., (1977), 66, 1-19).

The pharmaceutically acceptable salts of the present invention may be prepared starting from the parent compound which carries a basic or acidic functionality, by  
 5 conventional chemical methods. Generally, such salts may be synthesised by reacting the free acid or base form of these compounds with a sufficient amount of the corresponding base or acid in water or an organic solvent such as for example ether, ethyl acetate, ethanol, isopropanol, acetonitrile (or mixtures thereof).

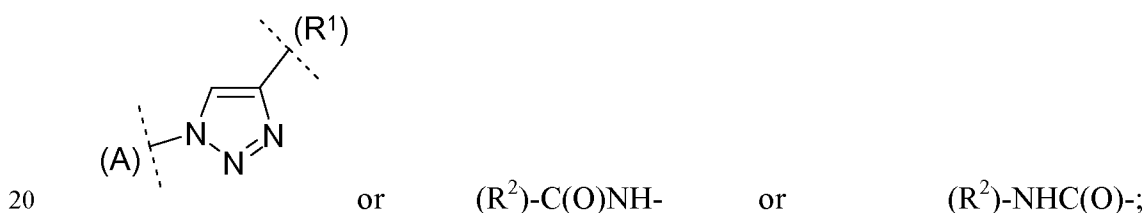
Salts of acids other than those mentioned above, which are useful for example for  
 10 purifying or isolating the compounds from the reaction mixtures (e.g. trifluoroacetates), are also to be regarded as part of the invention.

In a representation such as for example



the letter A has the function of a ring designation in order to make it easier, for  
 15 example, to indicate the attachment of the ring in question to other rings.

For bivalent groups in which it is crucial to determine which adjacent groups they bind and with which valency, the corresponding binding partners are indicated in brackets, where necessary for clarification purposes, as in the following representations:



Groups or substituents are frequently selected from among a number of alternative groups/ substituents with a corresponding group designation (e.g. **R<sup>a</sup>**, **R<sup>b</sup>** etc). If such a group is used repeatedly to define a compound according to the invention in

different molecular parts, it must always be borne in mind that the various uses are to be regarded as totally independent of one another.

- By a **therapeutically effective amount** for the purposes of this invention is meant a quantity of substance that is capable of obviating symptoms of illness or of preventing or alleviating these symptoms, or which prolong the survival of a treated patient.

### List of abbreviations

ACN, CH <sub>3</sub> CN	acetonitrile
Boc	<i>tert.</i> butoxy carbonyl
DCM	dichloromethane
DIPEA	diisopropylethyl amine
DMAP	dimethyl-pyridin-4-yl-amine
DMF	<i>N,N</i> -dimethylformamide
DMSO	dimethylsulphoxide
EDTA	ethylenediaminetetraacetic acid
EtOAc or EA	ethyl acetate
FCS	Fetal calf serum
h	hour(s)
HATU	<i>N</i> -[(dimethylamino)-(1 <i>H</i> -1,2,3-triazolo[4,5- <i>b</i> ]pyridin-1-yl)-methylene]- <i>N</i> -methylmethan-aminium hexafluorophosphate <i>N</i> -oxide
HPLC	high performance liquid chromatography
KOAc	potassium acetate
LiHMDS	lithium hexamethyl disilazide
M	Molar
Min	minute(s)
mL	Millilitre
MS	mass spectrometry
N	Normal

NMR	nuclear resonance spectroscopy
PE	petrol ether
PPh <sub>3</sub>	triphenylphosphine
DIBAL	diisobutylaluminium hydride
RP	reversed phase
Rpm	rounds per minute
RT or rt	room temperature
STAB	Sodium triacetoxy borohydride
TBME	<i>tert.</i> butyl methyl ether
TEA	triethylamine
<i>tert</i>	tertiary
TFA	trifluoroacetic acid
THF	tetrahydrofuran
tR	retention time [min]
TRIS	tris(hydroxymethyl)aminomethane
wt%	weight percent
sat.	Saturated
Ar	aromatic

Other features and advantages of the present invention will become apparent from the following more detailed Examples which exemplarily illustrate the principles of the invention without restricting its scope.

## 5 General

Unless stated otherwise, all the reactions are carried out in commercially obtainable apparatus using methods that are commonly used in chemical laboratories. Starting materials that are sensitive to air and/or moisture are stored under protective gas and corresponding reactions and manipulations therewith are carried out under protective gas (nitrogen or argon).

The compounds are named according to the Beilstein rules using the Autonom software (Beilstein). If a compound is to be represented both by a structural

formula and by its nomenclature, in the event of a conflict the structural formula is decisive.

### Chromatography

5 Thin layer chromatography is carried out on ready-made TLC plates of silica gel 60 on glass (with fluorescence indicator F-254) made by Merck.

The **preparative high pressure chromatography (HPLC)** of the example compounds according to the invention is carried out with columns made by Waters (names: Sunfire C18 OBD, 10  $\mu$ m, 30 x 100 mm Part. No. 186003971; X-Bridge  
10 C18 OBD, 10  $\mu$ m, 30 x 100 mm Part. No. 186003930). The compounds are eluted using different gradients of H<sub>2</sub>O/ACN wherein 0.2 % HCOOH is added to the water (acid conditions). For chromatography under basic conditions the water is made basic according to the following recipe: 5 mL of ammonium hydrogen  
15 carbonate solution (158 g to 1 L H<sub>2</sub>O) and 2 ml 32 % ammonia (aq) are made up to 1 L with H<sub>2</sub>O.

The **analytical HPLC (reaction monitoring)** of intermediate compounds is carried out with columns made by Waters and Phenomenex. The analytical equipment is also provided with a mass detector in each case.

### 20 HPLC mass spectroscopy/UV spectrometry

The retention times/MS-ESI<sup>+</sup> for characterising the example compounds according to the invention are produced using an HPLC-MS apparatus (high performance liquid chromatography with mass detector) made by Agilent. Compounds that elute at the injection peak are given the retention time  $t_{Ret.} = 0$ .

### 25 HPLC-Methods preparative

#### *prep. HPLC1*

HPLC: 333 and 334 Pumps  
Column: Waters X-Bridge C18 OBD, 10  $\mu$ m, 30 x 100 mm,  
Part.No. 186003930  
30 Solvent: A: 10 mM NH<sub>4</sub>HCO<sub>3</sub> in H<sub>2</sub>O; B: Acetonitril (HPLC grade)

Detection: UV/Vis-155  
 Flow: 50 ml/min  
 Gradient: 0.00 – 1.50 min: 1.5 % B  
 1.50 – 7.50 min: varying  
 5 7.50 – 9.00 min: 100 % B

***prep. HPLC2***

HPLC: 333 and 334 Pumps  
 Column: Waters Sunfire C18 OBD, 10 µm, 30 x 100 mm,  
 Part.No. 186003971  
 10 Solvent: A: H<sub>2</sub>O + 0.2 % HCOOH; B: Acetonitril (HPLC grade) +  
 0.2 % HCOOH  
 Detection: UV/Vis-155  
 Flow: 50 ml/min  
 Gradient: 0.00 – 1.50 min: 1.5 % B  
 15 1.50 – 7.50 min: varying  
 7.50 – 9.00 min: 100 % B

**HPLC-Methods analytic*****LCMSBASI***

20 HPLC: Agilent 1100 Series  
 MS: Agilent LC/MSD SL  
 Column: Phenomenex Mercury Gemini C18, 3 µm, 2 x 20 mm,  
 Part.No. 00M-4439-B0-CE  
 Solvent: A: 5 mM NH<sub>4</sub>HCO<sub>3</sub>/20 mM NH<sub>3</sub> in H<sub>2</sub>O; B: Acetonitril  
 25 (HPLC grade)  
 Detection: MS:Positive and negative mode  
 Mass range: 120 – 900 m/z  
 Flow: 1.00 ml/min  
 Column temperature: 40 °C  
 30 Gradient: 0.00 – 2.50 min: 5 % → 95 % B  
 2.50 – 2.80 min: 95 % B



2.81 – 3.10 min: 95 % → 5 % B

### ***FECB5***

HPLC: Agilent 1100/1200 Series  
 5 MS: Agilent LC/MSD SL  
 Column: Waters X-Bridge C18 OBD, 5 µm, 2.1 x 50 mm  
 Solvent: A: 5 mM NH<sub>4</sub>HCO<sub>3</sub>/19 mM NH<sub>3</sub> in H<sub>2</sub>O; B: Acetonitril  
 (HPLC grade)  
 Detection: MS: Positive and negative mode  
 10 Mass range: 105 – 1200 m/z  
 Flow: 1.20 ml/min  
 Column temperature: 35 °C  
 Gradient: 0.00 – 1.25 min: 5 % → 95 % B  
 1.25 – 2.00 min: 95 % B  
 15 2.00 – 2.01 min: 95 % → 5 % B

### ***FECBM3ESI***

HPLC: Agilent 1100/1200 Series  
 MS: Agilent LC/MSD SL  
 Column: Waters X-Bridge C18 OBD, 5 µm, 2.1 x 50 mm  
 20 Solvent: A: 5 mM NH<sub>4</sub>HCO<sub>3</sub>/19 mM NH<sub>3</sub> in H<sub>2</sub>O; B: Acetonitril  
 (HPLC grade)  
 Detection: MS: Multimode ESI Positive and negative mode  
 Mass range: 105 – 1200 m/z  
 Flow: 1.20 ml/min  
 25 Column temperature: 35 °C  
 Gradient: 0.00 – 1.25 min: 5 % → 100 % B  
 1.25 – 2.00 min: 100 % B  
 2.00 – 2.01 min: 100 % → 5 % B

**VAB**

- HPLC: Agilent 1100/1200 Series  
 MS: Agilent LC/MSD SL  
 Column: Waters X-Bridge BEH C18, 2.5  $\mu$ m, 2.1 x 30 mm XP  
 5 Solvent: A: 5 mM NH<sub>4</sub>HCO<sub>3</sub>/19 mM NH<sub>3</sub> in H<sub>2</sub>O; B: Acetonitril (HPLC grade)  
 Detection: MS:Positive and negative mode  
 Mass range: 100 – 1200 m/z  
 Flow: 1.40 ml/min  
 10 Column temperature: 45 °C  
 Gradient: 0.00 – 1.00 min: 5 % → 100 % B  
 1.00 – 1.37 min: 100 % B  
 1.37 – 1.40 min: 100 % → 5 % B

**FA-8**

- 15 HPLC-MS: Waters – Alliance 2996  
 Column: Symmetryshield C18, 5  $\mu$ m, 4.6 x 250 mm  
 Solvent: A: H<sub>2</sub>O + 0.1% TFA; B: Acetonitril (HPLC grade)  
 Detection: MS:Positive and negative mode  
 Mass range: 100 – 1200 m/z  
 20 Flow: 1.00 ml/min  
 Column temperature: 25 °C  
 Gradient: 2.00 - 8.00 min: 20 % → 80 % B  
 8.00 - 19.00 min: 80 % B  
 19.00 – 20.00 min: 80% → 20 % B

25

**FSUN2**

- HPLC: Agilent 1100/1200 Series  
 MS: Agilent LC/MSD SL  
 Column: Waters Sunfire C18, 5  $\mu$ m, 2.1 x 50 mm  
 30 Solvent: A: H<sub>2</sub>O + 0.2% formic acid; B: Acetonitril (HPLC grade)  
 Detection: MS:Positive and negative mode

	Mass range:	105 – 1200 m/z
	Flow:	1.20 ml/min
	Column temperature:	35 °C
	Gradient:	0.0 min: 5 % B
5		0.0 – 1.50 min: 5 % → 95 % B
		1.50 – 2.00 min: 95 % B
		2.00 – 2.01 min: 95 % → 5 % B

### Preparation of the compounds according to the invention

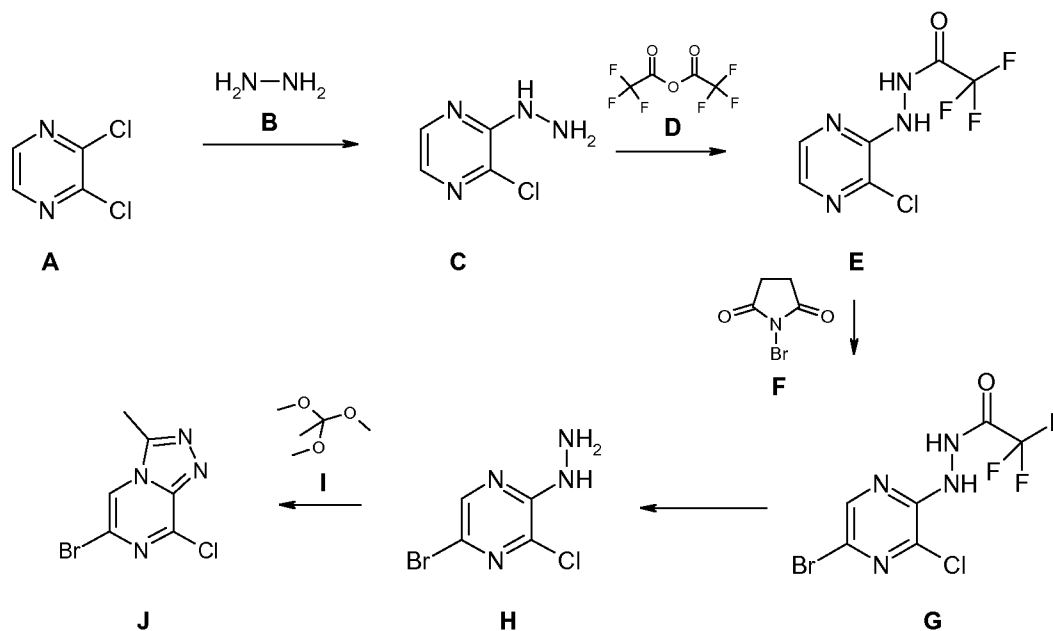
10 The compounds according to the invention are prepared by the methods of synthesis described hereinafter, in which the substituents of the general formula have the meanings given hereinbefore. These methods are intended as an illustration of the invention, without restricting its subject matter and the scope of the compounds claimed to these examples. Where the preparation of starting  
15 compounds is not described, they are commercially obtainable or may be prepared analogously to known compounds or methods described herein. Substances described in the literature are prepared according to the published methods of synthesis.

Unless otherwise specified, the substituents **R1** through **R3** of the following  
20 reaction schemes are as defined in the description and claims.

The synthesis of key intermediate **J** from startingmaterial **A** is illustrated in Scheme 1.

25

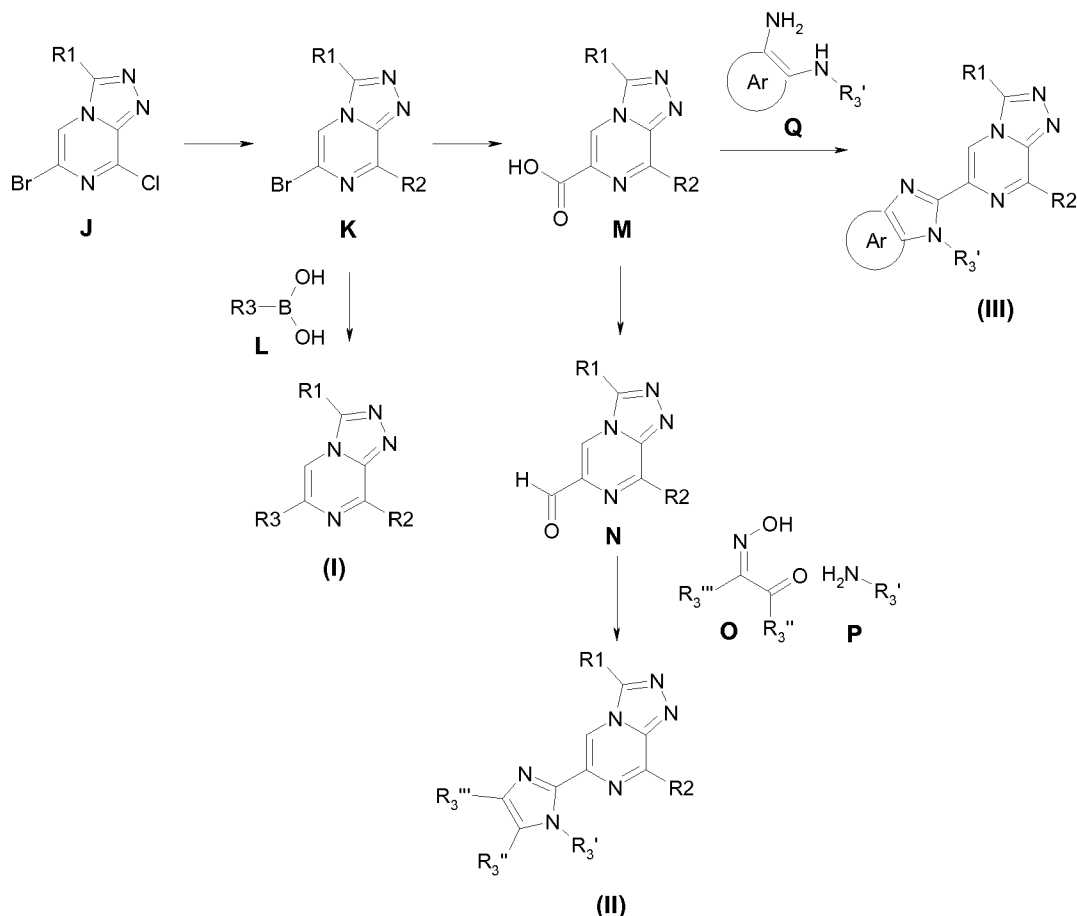
## Scheme 1



Starting from A, a nucleophilic aromatic substitution reaction can be used to  
 5 introduce hydrazine B, which leads to C. Compound G can be synthesized applying  
 an amidation reaction with D followed by a bromation with F. After cleavage of the  
 amide and ring closer with an orthoester derivative I the central intermediate J can  
 be obtained.

The synthesis of compounds of formula I - III from key intermediate J is illustrated  
 10 in Scheme 2.

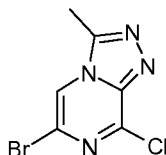
## Scheme 2



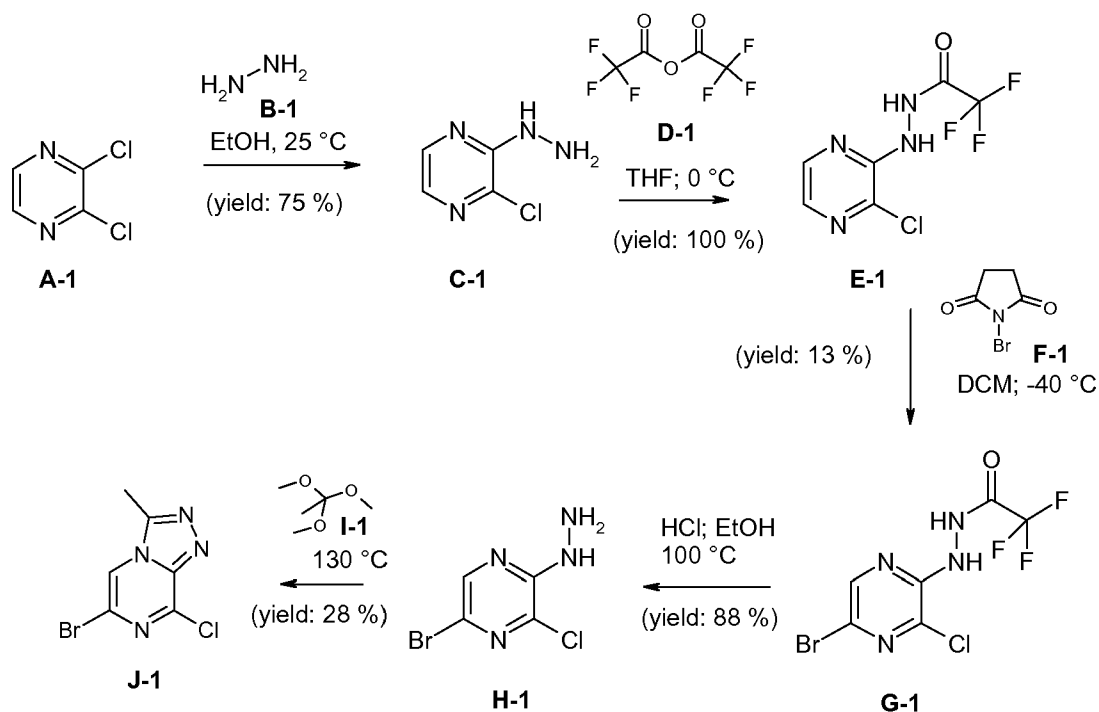
- Residue R<sub>2</sub> can be introduced via a nucleophilic aromatic substitution reaction
- 5 using the corresponding amine, alcohol, thiol or a carbo nucleophile (e.g. diethylmalonate) to produce intermediate **K**.
- Final compounds **I** were synthesized starting from intermediate **K** and applying a Suzuki reaction with boronic acids **L**.
- Intermediate **M**, which is synthesized from **K** using a palladium catalyzed
- 10 carbonylation reaction, is the central intermediate for final compounds **II** and **III**.
- Intermediate **M** was condensed with aromatic/heteroaromatic diamines **Q** resulting in final compounds **III**.
- Reduction of the acid of **M** and re oxidation of the corresponding alcohol lead to intermediated **N**, which is condensed with oxime **O** and amine **P** to final
- 15 compounds **II**.

## Preparation of intermediate J-1

## 6-bromo-8-chloro-3-methyl-[1,2,4]triazolo[4,3-a]pyrazine J-1

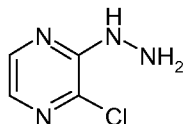


Reaction scheme:



5

## 2-chloro-3-hydrazinylpyrazine C-1



10

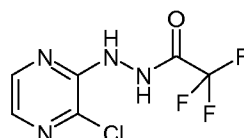
2,3-Dichloropyrazine **A-1** (15 g; 100.68 mmol) and hydrazine hydrate 65 % (15.509 ml; 201.37 mmol) are dissolved in 45 ml ethanol and stirred for 1 h at

80 °C. While cooling down, a precipitate is formed. It is slurred up with a small amount of water and filtered off. It is washed with water and then dried to afford the product.

Yield: 93% (13.6 g; 94.07mmol)

5 HPLC-MS: (M+H)<sup>+</sup> = 145/147; t<sub>Ret</sub> = 0.34 min; method FECB5

### N'-(3-chloropyrazin-2-yl)-2,2,2-trifluoroacetohydrazide E-1

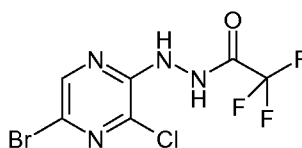


10 2-Chloro-3-hydrazinylpyrazine C-1 (15.6 g; 108 mmol) is slurried up in (300 ml) THF and cooled down in an ice bath to -5 °C. Trifluoroacetic anhydride (17 ml; 118 mmol) is also dissolved in 300 ml THF and dropped slowly to the first solution. After 1 h most of the THF is evaporated, than a small amount of water is added and the mixture is extracted with DCM. The organic phase is dried over  
15 MgSO<sub>4</sub> and evaporated to dryness.

Yield: 100 %

HPLC-MS: (M+H)<sup>+</sup> = 241/243; t<sub>Ret</sub> = 1.31 min; method FSUN2

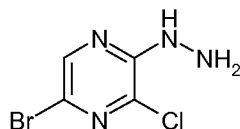
### N'-(5-bromo-3-chloropyrazin-2-yl)-2,2,2-trifluoroacetohydrazide G-1



20 N'-(3-chloropyrazin-2-yl)-2,2,2-trifluoroacetohydrazide E-1 (19,5 g; 81.1 mmol) is dissolved in 300 ml anhydrous DCM and cooled down to -40 °C. Afterwards NBS (18.8 g; 105 mmol) is added and stirred for 1 hour. The solution is diluted with water and extracted with DCM. The organic phase is then purified with flash  
25 chromatography: cHex/(EtOAc/CH<sub>3</sub>COOH= 9/1) = 80% / 20% to 70% / 30% within 10 column volumes.

Yield: 11% (2.83 g; 8.859 mmol)

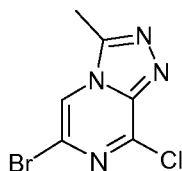
HPLC-MS: (M-H)<sup>-</sup> = 317/319/321; t<sub>Ret</sub> = 1.79 min; method FSUN2

**5-bromo-3-chloro-2-hydrazinylpyrazine H-1**

N'-(5-bromo-3-chloropyrazin-2-yl)-2,2,2-trifluoroacetohydrazide **G-1** (1.59 g;  
5 4.97 mmol) is dissolved in 30 ml EtOH and treated with 3 ml conc. HCl. It is  
stirred for 2 hours at 100 °C. The reaction mixture is cooled down, diluted with  
water and then the pH adjusted to 8 with saturated NaHCO<sub>3</sub> solution. The water  
phase is extracted with EtOAc, the organic layer dried over MgSO<sub>4</sub> and evaporated  
to dryness.

10 Yield: 71 % (945 mg; 3.51 mmol)

HPLC-MS: (M-H)<sup>-</sup> = 221/223/225; t<sub>Ret</sub> = 1.32 min; method FECB5

**6-bromo-8-chloro-3-methyl-[1,2,4]triazolo[4,3-a]pyrazine J-1**

15

5-bromo-3-chloro-2-hydrazinylpyrazine **H-1** (945 mg; 3.51 mmol) is dissolved in  
12 ml trimethyl orthoacetate and heated up to 130 °C for 1 hour. The solution is  
diluted with water and extracted with EtOAc. The organic phase is then purified  
with flash chromatography: cHex/EtOAc = 70% / 30% to 55% / 45% within

20 10 column volumes.

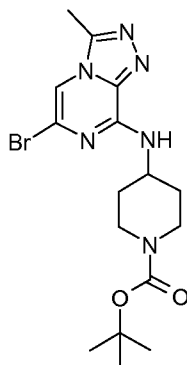
Yield: 71% (824 mg; 3.33 mmol)

HPLC-MS: (M+H)<sup>+</sup> = 247/249/251; t<sub>Ret</sub> = 1.23 min; method FECB5



**Preparation of intermediate K-1**

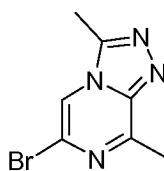
**tert-butyl 4-({6-bromo-3-methyl-[1,2,4]triazolo[4,3-a]pyrazin-8-yl}amino)piperidine-1-carboxylat**



- 5 6-bromo-8-chloro-3-methyl-[1,2,4]triazolo[4,3-a]pyrazine **J-1** (3.24 g; 13.1 mmol), 4-amino-1-boc-piperidine (5.24 g; 26.2 mmol) and hünigbase (2.44 ml; 14.4 mmol) are dissolved in 30 ml THF and are stirred for 16 hours at 25 °C. The reaction mixture is diluted with water and extracted with EtOAc. The organic layer is separated and dried over MgSO<sub>4</sub> and evaporated to dryness.
- 10 Yield: 98 % (6.60 g; 12.8 mmol)  
HPLC-MS: (M+H)<sup>+</sup> = 411/413; t<sub>Ret</sub> = 0.88 min; method VAB

**Preparation of intermediate K-3**

**6-bromo-3,8-dimethyl-[1,2,4]triazolo[4,3-a]pyrazine K-3**



15

- Caesiumcarbonate (7.25 g; 22.3 mmol) is suspended in 5 ml NMP. To this suspension di-tert-butyl malonate (4.80 g; 22.3 mmol) is added and the resulting mixture is stirred for 30 min at 25 °C. Finally 6-bromo-8-chloro-3-methyl-[1,2,4]triazolo[4,3-a]pyrazine **J-1** (1.00 g; 4.04 mmol) is added and the reaction mixture is stirred for 18 h at 25 °C. The reaction mixture is treated with aqueous
- 20

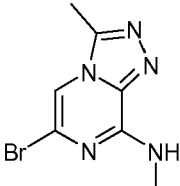
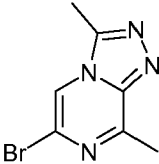
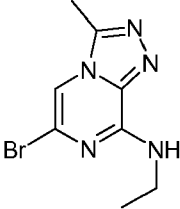
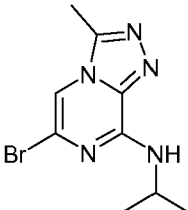
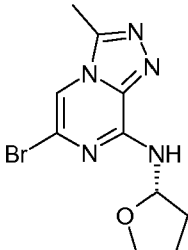
1 N HCl until the pH value is below 5 and then extracted with DCM. The organic layer is separated and dried over MgSO<sub>4</sub> and is evaporated to dryness.

The crude intermediate is purified using reverse phase chromatography (method prep. HPLC2). The intermediate is dissolved in 5 ml DCM and 5 ml TFA and stirred for 16 h at 40 °C. The reaction mixture is evaporated and the crude product is purified using reverse phase chromatography (method prep. HPLC2).

Yield: 15 % (138 mg; 0.61 mmol)

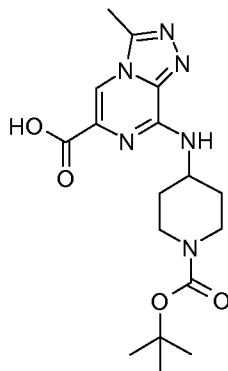
HPLC-MS: (M+H)<sup>+</sup> = 227/229; t<sub>Ret</sub> = 0.47 min; method VAB

10 According to the procedures of **K-1** and **K-3** the intermediates **K-2** are synthesized.

#	Structure	MS (M+H) <sup>+</sup> ; t <sub>Ret.</sub> HPLC [min]	HPLC- Method
<b>K-2</b>		M+H=242/244; t <sub>Ret.</sub> = 0.59	VAB
<b>K-3</b>		M+H=227/229; t <sub>Ret.</sub> = 0.47	VAB
<b>K-4</b>		M+H=256/258; t <sub>Ret.</sub> = 0.64	VAB
<b>K-5</b>		M+H=270/272; t <sub>Ret.</sub> = 0.69	VAB
<b>K-6</b>		M+H=298/300;	VAB

### Preparation of intermediate M-1

#### 8-({1-[(tert-butoxy)carbonyl]piperidin-4-yl}amino)-3-methyl-[1,2,4]triazolo[4,3-a]pyrazine-6-carboxylic acid M-1



5

tert-butyl 4-({6-bromo-3-methyl-[1,2,4]triazolo[4,3-a]pyrazin-8-yl}amino)piperidine-1-carboxylate **K-1** (1.85 g; 3.59 mmol), dichloro[1,1'-bis(diphenylphosphino)ferrocene] palladium (II) dichloromethane adduct (310 mg, 0.38 mmol) and triethylamine (910 mg; 8.99 mmol) are dissolved in 10 ml

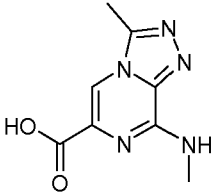
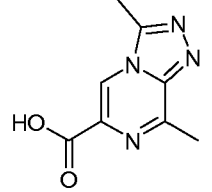
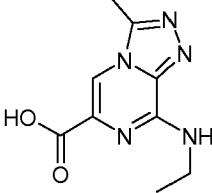
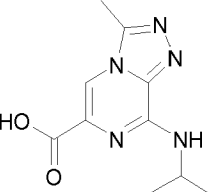
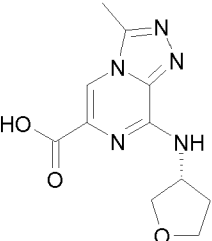
10 methanol and 10 ml NMP. The reaction mixture is stirred for 3 h at 70°C and 2 bar CO pressure. The reaction mixture is diluted with water and extracted with EtOAc. The organic layer is separated and dried over MgSO<sub>4</sub> and evaporated to dryness. The crude product is purified using method prep. HPLC1. This intermediate is dissolved in 20 ml THF and is treated with 10 ml of a 1 N aqueous LiOH solution.

15 After 1 h the reaction mixture is diluted with water and extracted with DCM. The organic layer is separated and dried over MgSO<sub>4</sub> and evaporated to dryness.

Yield: 72 % (976 mg; 2.59 mmol)

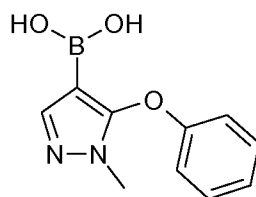
HPLC-MS: (M-H)<sup>-</sup> = 375; t<sub>Ret</sub> = 0.88 min; method FECB5

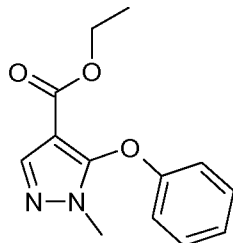
20 According to the procedures of **M-1** the intermediates **M-2** and **M-3** are synthesized.

#	Structure	MS (M+H) <sup>+</sup> ; t <sub>Ret.</sub> HPLC [min]	HPLC- Method
M-2		M+H=208; t <sub>Ret.</sub> = 0.0	VAB
M-3		M+H=193; t <sub>Ret.</sub> = 0.0	VAB
M-4		M+H=222; t <sub>Ret.</sub> = 0.0	VAB
M-5		M+H=236; t <sub>Ret.</sub> = 0.0	VAB
M-6		M+H=264; t <sub>Ret.</sub> = 0.0	VAB

### Preparation of intermediate L-1

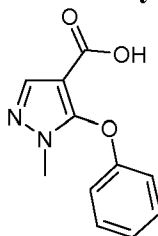
#### (1-methyl-5-phenoxy-1H-pyrazol-4-yl)boronic acid



**1-Methyl-5-phenoxy-1H-pyrazole-4-carboxylic acid ethyl ester**

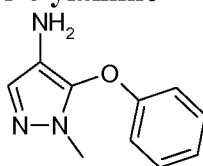
Phenol (30.3 g; 322 mmol) is dissolved in DMA and  $K_2CO_3$  (88.9 g; 643 mmol) is added portion wise. It is stirred for 10 minutes, then 5-Bromo-1-methyl-1H-pyrazole-4-carboxylic acid ethyl ester (50.0 g; 215 mmol) is dropped to the reaction mixture and heated up to 140 °C for 16 hours. A 10 % citric acid solution is added and extracted with DCM. The organic layer is washed with sodium bicarbonate and brine, then dried and purified through column chromatography. Yield: 43 % (22.5 g; 91.37 mmol)

HPLC-MS:  $(M+H)^+ = 247$ ;  $t_{Ret} = 3.50$  min; method LCMS FA-8

**1-Methyl-5-phenoxy-1H-pyrazole-4-carboxylic acid**

1-Methyl-5-phenoxy-1H-pyrazole-4-carboxylic acid ethyl ester (22.6 g; 91.4 mmol) is dissolved in THF/MeOH (1/1) and LiOH in water (7.67 g; 183 mmol) is added. After 16 hours at ambient temperature the reaction mixture is washed with EtOAc. The aqueous layer is acidified with 1 N HCl and extracted with EtOAc. The organic layer is dried and evaporated. Yield: 80 % (16.0 g; 73.3 mmol)

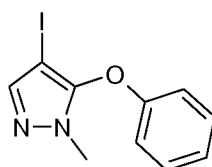
HPLC-MS:  $(M+H)^+ = 219$ ;  $t_{Ret} = 2.88$  min; method LCMS FA-8

**1-Methyl-5-phenoxy-1H-pyrazol-4-ylamine**

To a stirred mixture of 1-Methyl-5-phenoxy-1H-pyrazole-4-carboxylic acid  
5 (16.0 g; 73.3 mmol), t- BuOH (51.2 g; 691 mmol) in 1,4-dioxane under argon are  
added DIPEA (37.4 g ; 290 mmol) and diphenylphosphoryl azide (41.6 g;  
151 mmol). After 10 minutes at ambient temperature it is heated up to 110 °C and  
stirred for 3 hours. The solvent is evaporated and the crude material purified by  
column chromatography. This compound is dissolved in DCM and treated with  
10 4 M HCl in 1,4-dioxane. It is stirred for 2 days at ambient temperature. The solvent  
is evaporated and the residue dissolved in water and washed with EtOAc. The  
aqueous layer is basified with aqueous NaHCO<sub>3</sub> solution and is extracted with  
EtOAc. The organic layer is dried and concentrated to dryness.

Yield: 32 % (16.0 g; 73.3 mmol)

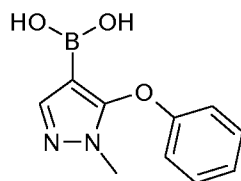
15 HPLC-MS: (M+H)<sup>+</sup> = 190; t<sub>Ret</sub> = 2.32 min; method LCMS FA-8

**4-Iodo-1-methyl-5-phenoxy-1H-pyrazole**

1-Methyl-5-phenoxy-1H-pyrazol-4-ylamine (4.50 g; 23.8 mmol) is dissolved in  
20 H<sub>2</sub>SO<sub>4</sub> and cooled to 0 °C. NaNO<sub>2</sub> (1.64 g; 23.8 mmol) is dissolved in water and is  
added to the reaction mixture. It is stirred for 1 hour at 0 °C then KI (15.8 g;  
95.1 mmol) is added whilst vigorous stirring and warming up to ambient  
temperature within 30 minutes. It is treated with water and neutralized with  
saturated NaHCO<sub>3</sub> solution. The water layer is extracted with DCM, dried and  
25 purified by column chromatography.

Yield: 38 % (2.70 g; 8.99 mmol)

HPLC-MS: (M+H)<sup>+</sup> = 301; t<sub>Ret</sub> = 3.74 min; method LCMS FA-8

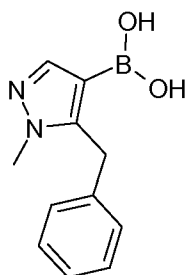
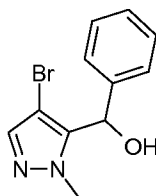
**(1-methyl-5-phenoxy-1H-pyrazol-4-yl)boronic acid**

4-Iodo-1-methyl-5-phenoxy-1H-pyrazole (862 mg; 2.75 mmol) is dissolved in 15 ml THF extra dry and cooled down to -78 °C. Afterwards n-BuLi (1.80 ml; 2.88 mmol; 1.6 mol/l in Hexane) and Triisopropyl borate (982.28 mg; 5.22 mmol) are added. It is stirred for 1 hour. The reaction mixture is quenched with 1 ml water and purified with reversed phase chromatography under basic conditions.

Yield: 67 % (400 mg; 1.84 mmol)

HPLC-MS: (M+H)<sup>+</sup> = 219; t<sub>Ret</sub> = 1.34 min; method FECB5

10

**Preparation of intermediate L-2****(5-benzyl-1-methyl-1H-pyrazol-4-yl)boronic acid****(4-Bromo-2-methyl-2H-pyrazol-3-yl)-phenyl-methanol**

15

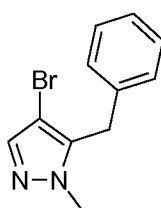
4-Bromo-2-methyl-2H-pyrazole-3-carbaldehyde (1.00 g; 5.29 mmol) is dissolved in 5.0 ml of anhydrous THF and cooled down to -78 °C. Phenylmagnesium chloride 2 mol/l (6.61 ml; 13.2 mmol) is added and the reaction mixture is stirred

for 1 hour. It is warmed up to 0 °C and is quenched carefully with water, then extracted with DCM. The organic layers are pooled, dried over MgSO<sub>4</sub> and purified by using reversed phase chromatography under basic conditions.

Yield: 82 % (1.16 g; 4.35 mmol)

5 HPLC-MS: (M+H)<sup>+</sup> = 267; t<sub>Ret</sub> = 1.59 min; method FECBM3ESI

### 5-Benzyl-4-bromo-1-methyl-1H-pyrazole



10

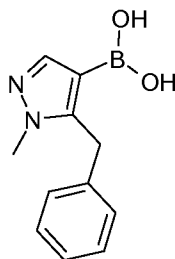
(4-Bromo-2-methyl-2H-pyrazol-3-yl)-phenyl-methanol (0.50 g; 1.87 mmol) is treated with 3.0 ml TFA and Triethylsilane (1.49 ml; 9.36 mmol) and is heated to 50 °C for 16 hours. The product is purified via reversed phase chromatography under acid conditions.

15

Yield: 56 % (0.26 g; 1.06 mmol)

HPLC-MS: (M+H)<sup>+</sup> = 251/253; t<sub>Ret</sub> = 1.71 min; method FECBM3ESI

20 **(5-benzyl-1-methyl-1H-pyrazol-4-yl)boronic acid**



5-Benzyl-4-bromo-1-methyl-1H-pyrazole (0.27 g; 1.06 mmol) is dissolved in 25 5.0 ml anhydrous THF and cooled down to -78 °C. Afterwards triisopropyl borate (0.46 ml; 2.01 mmol) and n-BuLi; 1,6 mol/l in Hexane; (0.69 ml; 1.11 mmol) are added. It is stirred for 1 hour within the desired product is formed. It is warmed to



25 °C and quenched with water. It is purified with reverse phase chromatography by using basic conditions.

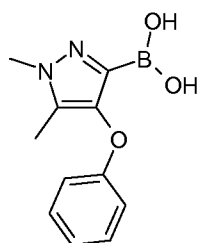
Yield: 39 % (0.08 g; 0.41 mmol)

HPLC-MS: (M+H)<sup>+</sup> = 217; t<sub>Ret</sub> = 1.41 min; method FECBM3ESI

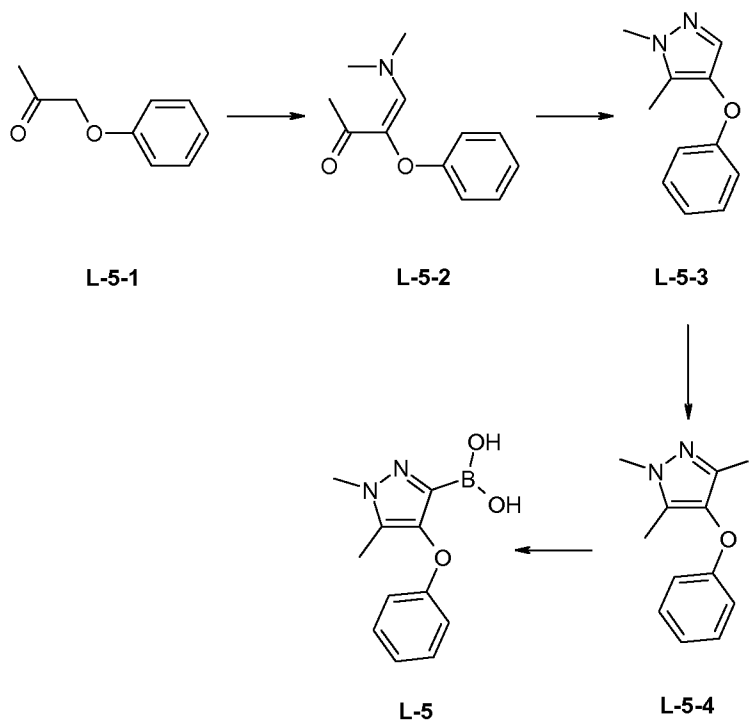
5

### Preparation of intermediate L-5

#### (5-benzyl-1-methyl-1H-pyrazol-4-yl)boronic acid – L-5



10 Reaction Scheme:

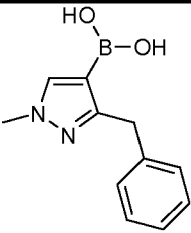
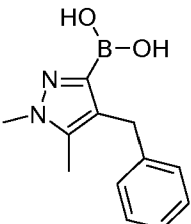


Intermediate **L-5-4** is synthesized according to the procedures described in Bioorganic & Med. Chem. Letters 18(2) 509-512 **2008**. For the synthesis of the boronic acid **L-5** the procedures described for **L-1** and **L-2** are used.

HPLC-MS:  $(M+H)^+ = 233$ ;  $t_{Ret} = 0.73$  min; method VAB

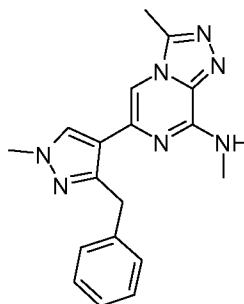
5

According to the procedures of **L-1** and **L-2** the intermediates **L-3** and **L-4** are synthesized.

#	Structure	MS $(M+H)^+$ ; $t_{Ret}$ , HPLC [min]	HPLC-Method
<b>L-3</b>		M+H=217; $t_{Ret}$ . = 0.60	VAB
<b>L-4</b>		M+H=231; $t_{Ret}$ . = 0.76	VAB

#### 10 General method for preparation of compounds of formula I

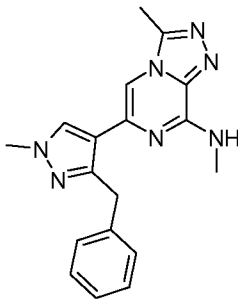
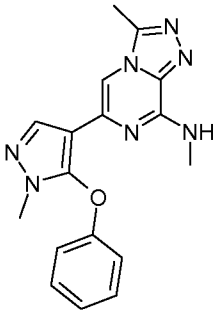
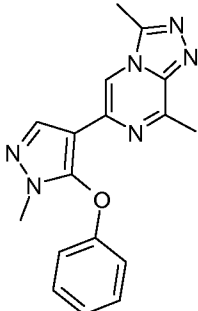
**6-(3-benzyl-1-methyl-1H-pyrazol-4-yl)-N,3-dimethyl-[1,2,4]triazolo[4,3-a]pyrazin-8-amine I-1**

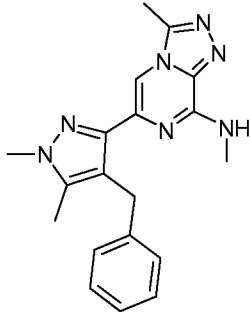
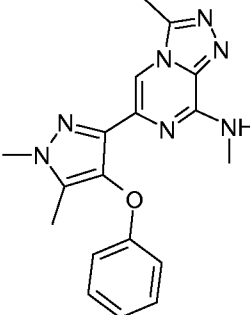


Intermediate **G-2** (32 mg; 0.13 mmol), boronic acid **L-3** (30 mg; 0.13 mmol), Cs<sub>2</sub>CO<sub>3</sub> 70 % solution in water (0.05 ml; 0.25 mmol) and Pd[P(t-Bu)<sub>3</sub>]<sub>2</sub> (5 mg; 0.01 mmol) are suspended with THF/NMP = 2/1 (0.3 ml) and flushed with argon. It is stirred at 90 °C for 1 hour. The crude reaction mixture is purified by using reversed phase chromatography under acid conditions (Method: prep. HPLC2). Yield: 33 % (0.02 g; 0.04 mmol) HPLC-MS: (M+H)<sup>+</sup> = 417; t<sub>Ret</sub> = 1.05 min; method LCMSBAS1

10

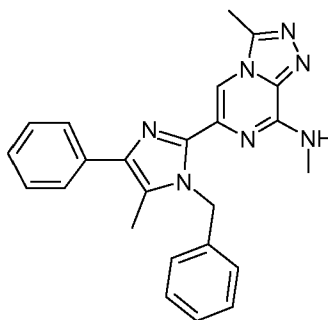
According to I-1 the following examples are synthesized.

#	Structure	MS (M+H) <sup>+</sup> ; t <sub>Ret.</sub> HPLC [min]	HPLC-Method
I-1		M+H= 333; t <sub>Ret.</sub> = 1.06	LCMSBAS1
I-2		M+H= 335; t <sub>Ret.</sub> = 1.07	LCMSBAS1
I-3		M+H= 321; t <sub>Ret.</sub> = 1.09	LCMSBAS1

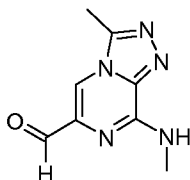
#	Structure	MS (M+H) <sup>+</sup> ; t <sub>Ret.</sub> HPLC [min]	HPLC-Method
I-4		M+H= 347; t <sub>Ret.</sub> = 1.11	LCMSBAS1
I-5		M+H= 349; t <sub>Ret.</sub> = 1.12	LCMSBAS1

### General method for preparation of compounds of formula II

- 6-(1-benzyl-5-methyl-4-phenyl-1H-imidazol-2-yl)-N,3-dimethyl-  
5 [1,2,4]triazolo[4,3-a]pyrazin-8-amine II-1



### 3-methyl-8-(methylamino)-[1,2,4]triazolo[4,3-a]pyrazine-6-carbaldehyde



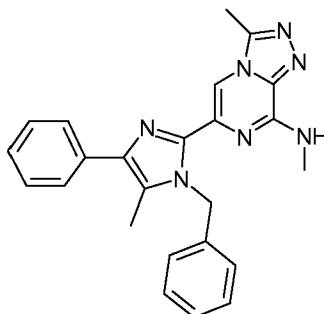
3-methyl-8-(methylamino)-[1,2,4]triazolo[4,3-a]pyrazine-6-carboxylic acid M-2 (300 mg; 1.45 mmol) is dissolved in 2 ml THF and is treated with 1 M borane-THF complex (4 ml; 4.00 mmol). The reaction mixture is stirred for 16 h at 50 °C.

5 After wards the reaction mixture is cool down to 0°C and 1 N aqueous HCl is added until the pH values is less than 7.

It is diluted with DCM, the organic lays is separated and dried over MgSO<sub>4</sub>. The crude product is purified by using reversed phase chromatography (Method: prep. HPLC1). This intermediate is suspended in 20 ml Chloroform and treated with manganese dioxide (350 mg; 4.07 mmol). The reaction mixture is stirred for 4 days  
10 at 50 °C. Afterwards the solid material is filtered off and the solvent is evaporated. Yield: 16 % (44 mg; 0.23 mmol)

HPLC-MS: (M+H)<sup>+</sup> = 192; t<sub>Ret</sub> = 0.52 min; method FECB5

15 **6-(1-benzyl-5-methyl-4-phenyl-1H-imidazol-2-yl)-N,3-dimethyl-  
[1,2,4]triazolo[4,3-a]pyrazin-8-amine II-1**



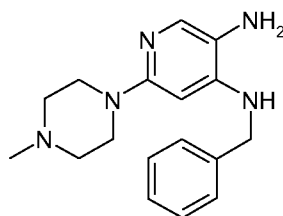
20 3-Methyl-8-methylamino-[1,2,4]triazolo[4,3-a]pyrazine-6-carbaldehyde (34 mg; 0.18 mmol), benzylamine (20 µl; 0.18 mmol) and 1-hydroxyimino-1-phenylpropan-2-one (32 mg; 0.18 mmol) are dissolved in 0.6 ml acetic acid stirred for 2 h at 120°C. The reaction mixture is treated with water and extracted with DCM. The organic layer is dried over MgSO<sub>4</sub> and evaporated to dryness. The crude  
25 intermediate is dissolved in 20 ml of THF and treated with Ra-Ni. The reaction mixture is stirred for 2 days at 25°C and 4 bar hydrogen atmosphere. The solid materials are filtered off and the crude product is purified using reversed phase chromatography (Method: prep. HPLC1).

Yield: 33 % (25 mg; 0.06 mmol)

HPLC-MS:  $(M+H)^+ = 410$ ;  $t_{Ret} = 1.17$  min; method LCMSBAS1

5 According to II-1 the following examples are synthesized.

#	Structure	MS $(M+H)^+$ ; $t_{Ret.}$ HPLC [min]	HPLC-Method
II-1		M+H= 410; $t_{Ret.} = 1.17$	LCMSBAS1
II-2		M+H= 348; $t_{Ret.} = 1.09$	LCMSBAS1
II-3		M+H= 333; $t_{Ret.} = 1.11$	LCMSBAS1

**Preparation of intermediate Q-6****N-4-Benzyl-6-(4-methyl-piperazin-1-yl)-pyridine-3,4-diamine Q-6**

- 2,4-Dichloro-5-nitro-pyridine (250 mg; 1.29 mmol), benzylamine (153  $\mu$ l;  
 5 1.42 mmol) and DIPEA (314  $\mu$ l; 1.94 mmol) are suspended in 1 ml NMP and stirred for 1 h at 25 °C. To this suspension 1-methylpiperazine (159  $\mu$ l; 1.43 mmol) is added and the resulting mixture is stirred for 16 h at 50 °C. The crude intermediate is purified using reversed phase chromatography (prep. HPLC). This intermediate is dissolved in 30 ml THF and palladium on carbon is added. The  
 10 reaction mixture is stirred for 3 h at 25 °C and 4 bar hydrogen pressure. The solid material is filtered off and the solvent is evaporated.

Yield: 48 % (184 mg; 0.62 mmol)

HPLC-MS: (M+H)<sup>+</sup> = 298; t<sub>Ret</sub> = 0.68 min; method VAB

15 **Preparation of intermediate Q-29****6-(propan-2-yl)-4-N-(pyridin-2-ylmethyl)pyridine-3,4-diamine**

- 2,4-Dichloro-5-nitro-pyridine (500 mg; 2.46 mmol), pyridine-2-yl-methylamine  
 (260  $\mu$ l; 2.49 mmol) and triethylamine (400  $\mu$ l; 2.82 mmol) are suspended in 1 ml  
 20 NMP and stirred for 1 h at 25 °C. The reaction mixture is diluted with water and the precipitate is filtered off, washed with water and methanol and dried.

Yield: 87 % (566 mg; 2.14 mmol)

This intermediate (125 mg, 0.47 mmol), 2-Isopropenyl-4,4,5,5-tetramethyl-[1,3,2]dioxaborolane (200  $\mu$ l; 1.06 mmol), Cs<sub>2</sub>CO<sub>3</sub> (300 mg; 0.90 mmol) and Pd DPPF (30 mg; 0.04 mmol) are suspended with 1,2dimethoxyethane/water = 3/1 (10 ml) and flushed with argon. It is stirred at 95 °C for 1 hour. The crude reaction mixture is purified by using reversed phase chromatography under basic conditions (Method: prep. HPLC1).

Yield: 43 % (55 mg; 0.20 mmol)

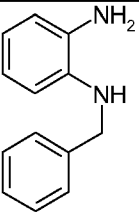
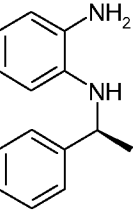
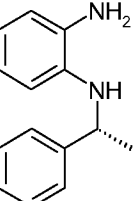
This intermediate (40 mg, 0.15 mmol) is dissolved in 10 ml methanol and palladium on carbon is added. The reaction mixture is stirred for 3 h at 25 °C and 4 bar hydrogen pressure. The solid material is filtered off and the solvent is evaporated.

Yield: 95 % (35 mg; 0.14 mmol)

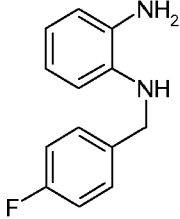
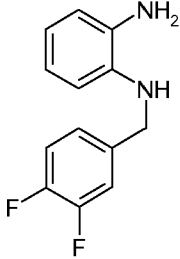
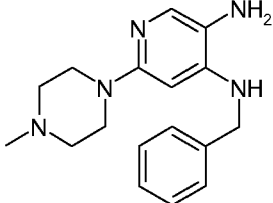
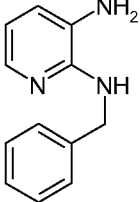
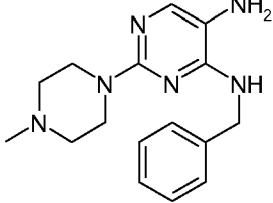
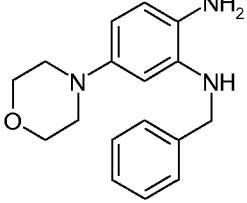
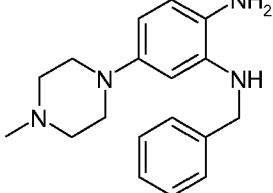
HPLC-MS: (M+H)<sup>+</sup> = 242; t<sub>Ret</sub> = 0.68 min; method VAB

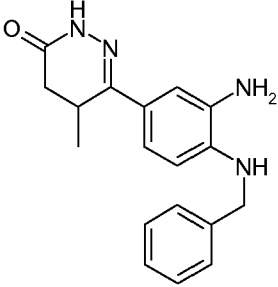
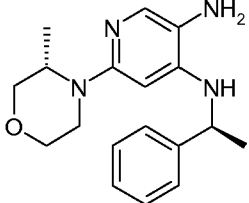
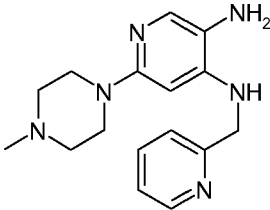
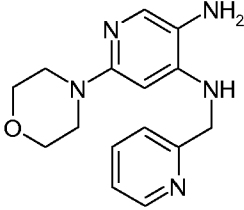
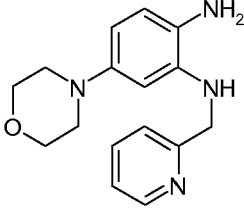
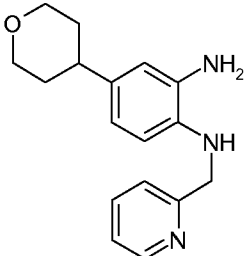
15

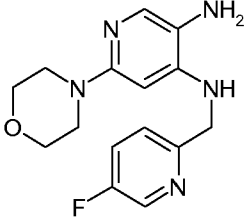
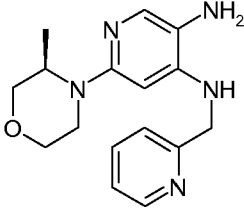
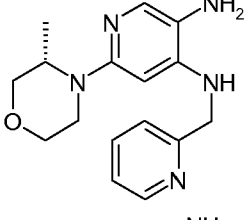
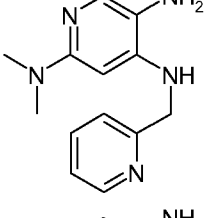
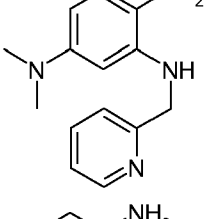
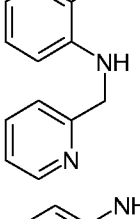
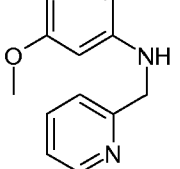
According to the procedures of **Q-6** and **Q-29** the intermediates **Q-1** – **Q-39** are synthesized.

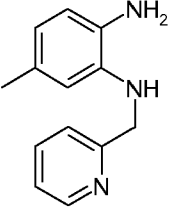
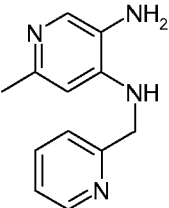
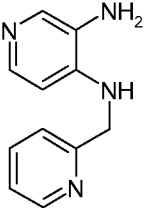
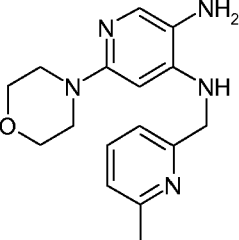
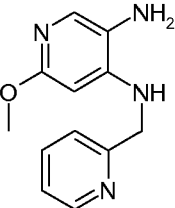
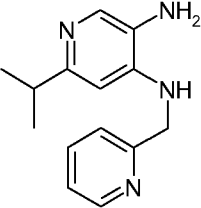
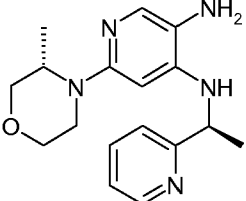
#	Structure	MS (M+H) <sup>+</sup> ; t <sub>Ret.</sub> HPLC [min]	HPLC-Method
Q-1		commercial available	
Q-2		M+H=213; t <sub>Ret.</sub> = 1.96	FECB5
Q-3		M+H=213; t <sub>Ret.</sub> = 1.96	FECB5

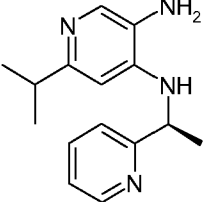
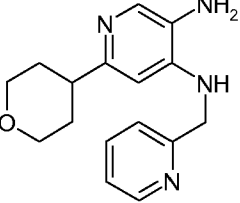
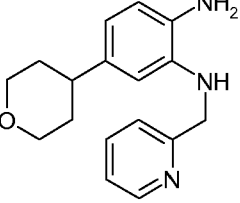
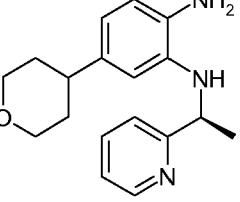
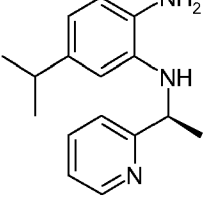
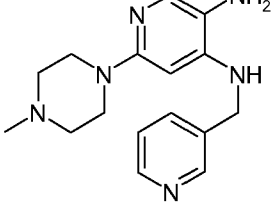
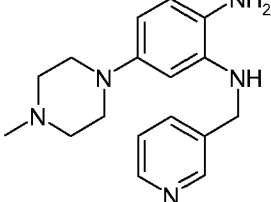


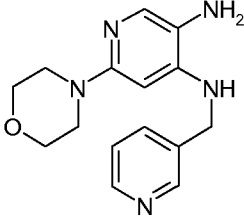
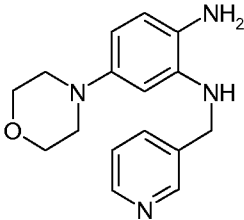
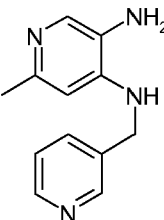
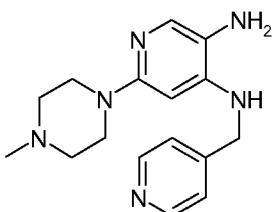
#	Structure	MS (M+H) <sup>+</sup> ; t <sub>Ret.</sub> HPLC [min]	HPLC- Method
Q-4		M+H=217; t <sub>Ret.</sub> = 0.87	VAB
Q-5		M+H=235; t <sub>Ret.</sub> = 0.89	VAB
Q-6		M+H=298; t <sub>Ret.</sub> = 0.68	VAB
Q-7		M+H=200; t <sub>Ret.</sub> = 0.69	VAB
Q-8		M+H=299; t <sub>Ret.</sub> = 0.71	VAB
Q-9		M+H=284; t <sub>Ret.</sub> = 0.76	VAB
Q-10		M+H=297; t <sub>Ret.</sub> = 1.54	FECB5

#	Structure	MS (M+H) <sup>+</sup> ; t <sub>Ret.</sub> HPLC [min]	HPLC- Method
Q-11		M+H=309; t <sub>Ret.</sub> = 1.63	FECB5
Q-12		M+H=313; t <sub>Ret.</sub> = 0.80	VAB
Q-13		M+H=299; t <sub>Ret.</sub> = 1.30	FECB5
Q-14		M+H=286; t <sub>Ret.</sub> = 0.56	VAB
Q-15		M+H=285; t <sub>Ret.</sub> = 0.78	VAB
Q-16		M+H=284; t <sub>Ret.</sub> = 0.72	VAB

#	Structure	MS (M+H) <sup>+</sup> ; t <sub>Ret.</sub> HPLC [min]	HPLC- Method
Q-17		M+H=304; t <sub>Ret.</sub> = 0.63	VAB
Q-18		M+H=300; t <sub>Ret.</sub> = 0.66	VAB
Q-19		M+H=300; t <sub>Ret.</sub> = 0.66	VAB
Q-20		M+H=244; t <sub>Ret.</sub> = 0.59	VAB
Q-21		M+H=243; t <sub>Ret.</sub> = 0.77	VAB
Q-22		M+H=200; t <sub>Ret.</sub> = 0.70	VAB
Q-23		M+H=230; t <sub>Ret.</sub> = 1.44	FECB5

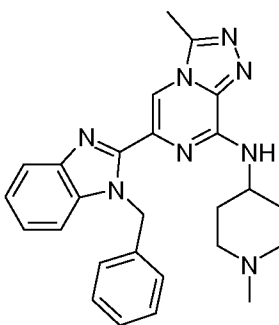
#	Structure	MS (M+H) <sup>+</sup> ; t <sub>Ret.</sub> HPLC [min]	HPLC- Method
Q-24		M+H=214; t <sub>Ret.</sub> = 0.76	VAB
Q-25		M+H=215; t <sub>Ret.</sub> = 0.20	VAB
Q-26		M+H=201; t <sub>Ret.</sub> = 0.52	VAB
Q-27		M+H=300; t <sub>Ret.</sub> = 0.63	VAB
Q-28		M+H=231; t <sub>Ret.</sub> = 0.62	VAB
Q-29		M+H=243; t <sub>Ret.</sub> = 0.68	VAB
Q-30		M+H=314; t <sub>Ret.</sub> = 1.40	FECB5

#	Structure	MS (M+H) <sup>+</sup> ; t <sub>Ret.</sub> HPLC [min]	HPLC- Method
Q-31		M+H=257; t <sub>Ret.</sub> = 0.72	VAB
Q-32		M+H=285; t <sub>Ret.</sub> = 0.54	VAB
Q-33		M+H=284; t <sub>Ret.</sub> = 0.73	VAB
Q-34		M+H=298; t <sub>Ret.</sub> = 0.76	VAB
Q-35		M+H=256; t <sub>Ret.</sub> = 0.89	VAB
Q-36		M+H=299; t <sub>Ret.</sub> = 1.26	FECB5
Q-37		M+H=298; t <sub>Ret.</sub> = 0.57	VAB

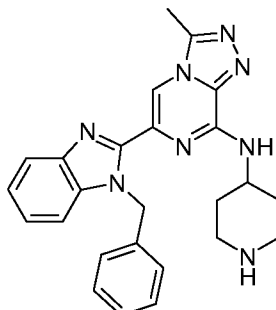
#	Structure	MS (M+H) <sup>+</sup> ; t <sub>Ret.</sub> HPLC [min]	HPLC- Method
Q-36		M+H=286; t <sub>Ret.</sub> = 0.54	VAB
Q-37		M+H=285; t <sub>Ret.</sub> = 0.59	VAB
Q-38		M+H=215; t <sub>Ret.</sub> = 1.24	FECB5
Q-39		M+H=299; t <sub>Ret.</sub> = 0.55	VAB

### General method for preparation of compounds of formula III

N-[6-(1-benzyl-1H-1,3-benzodiazol-2-yl)-3-methyl-[1,2,4]triazolo[4,3-a]pyrazin-8-yl]-1-methylpiperidin-4-amine III-1

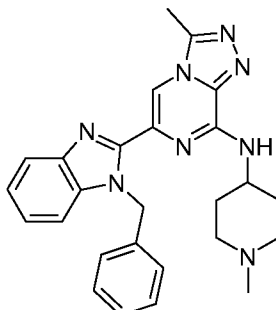


**N-[6-(1-benzyl-1H-1,3-benzodiazol-2-yl)-3-methyl-[1,2,4]triazolo[4,3-a]pyrazin-8-yl]piperidin-4-amine**



- 5 8-({1-[(tert-butoxy)carbonyl]piperidin-4-yl} amino)-3-methyl-[1,2,4]triazolo[4,3-a]pyrazine-6-carboxylic acid **M-1** (238 mg; 0.63 mmol), Hünigbase (306  $\mu$ l; 1.89 mmol) and HATU (264 mg; 0.69 mmol) are dissolved in 2 ml DMF. The reaction mixture is stirred for 10 min, then N-benzyl-1,2-diaminobenzene **Q-1** (138 mg; 0.69 mmol) is added and the resulting mixture is stirred for an additional
- 10 1 h at 25 °C. The reaction mixture is diluted with water and DCM. The organic layer is separated and dried over  $\text{MgSO}_4$  and the solvent is evaporated. The crude intermediate is dissolved in 4 ml acetic acid and stirred at 100 °C for 3 h. Afterwards the reaction mixture is neutralized with aqueous  $\text{NaHCO}_3$  solution and extracted with DCM. The crude intermediate is dissolved in 10 ml DCM and 10 ml
- 15 TFA and stirred for 1 h at 25 °C. Afterwards the reaction mixture is neutralized with aqueous  $\text{NaHCO}_3$  solution and extracted with DCM. The organic layer is separated and dried over  $\text{MgSO}_4$  and the solvent is evaporated. The crude product is purified using reversed phase chromatography (Method: prep. HPLC1).
- Yield: 33 % (93 mg; 0.21 mmol)
- 20 HPLC-MS:  $(\text{M}+\text{H})^+ = 439$ ;  $t_{\text{Ret}} = 0.77$  min; method VAB

**N-[6-(1-benzyl-1H-1,3-benzodiazol-2-yl)-3-methyl-[1,2,4]triazolo[4,3-a]pyrazin-8-yl]-1-methylpiperidin-4-amine**



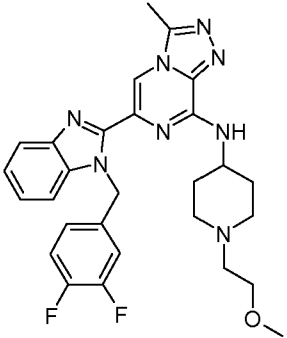
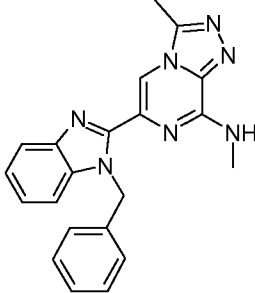
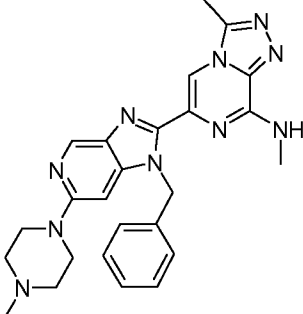
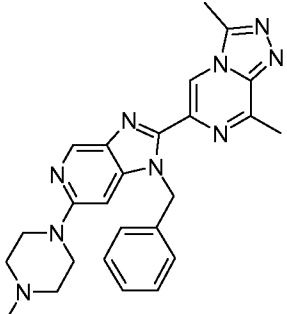
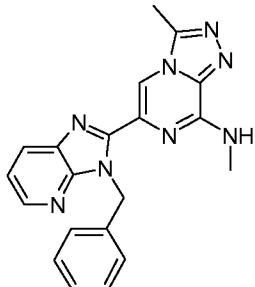
- 5 N-[6-(1-benzyl-1H-1,3-benzodiazol-2-yl)-3-methyl-[1,2,4]triazolo[4,3-a]pyrazin-8-yl]piperidin-4-amine (93 mg; 0.21 mmol) is dissolved in 300  $\mu$ l THF, treated with DIPEA (62  $\mu$ l; 0.29 mmol) and formaldehyde (62  $\mu$ l; 0.83 mmol). To this reaction mixture STAB (62 mg; 0.29 mmol) is added and the reaction mixture is stirred for 2 hours. The crude reaction mixture is purified by reversed phase chromatograph
- 10 (Method: prep. HPLC1).  
Yield: 60 % (58 mg; 0.13 mmol)  
HPLC-MS: (M+H)<sup>+</sup> = 453;  $t_{Ret}$  = 1.19 min; method LCMSBAS1

- 15 According to **III-1** the following examples are synthesized.

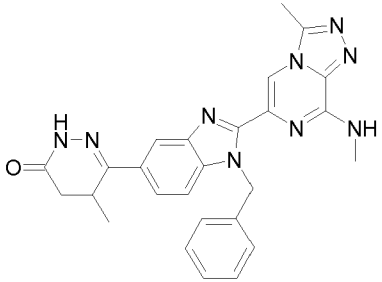
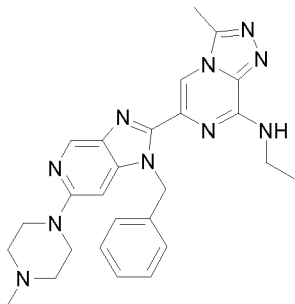
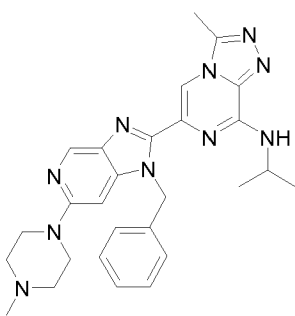
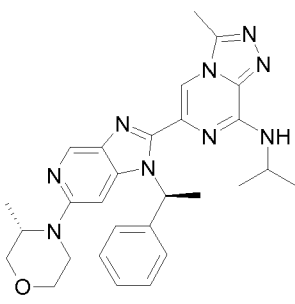
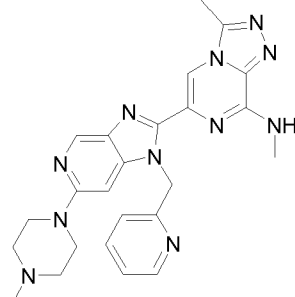
#	Structure	MS (M+H) <sup>+</sup> ; $t_{Ret}$ . HPLC [min]	HPLC- Method
<b>III-1</b>		M+H= 453; $t_{Ret}$ . = 1.19	LCMSBAS1



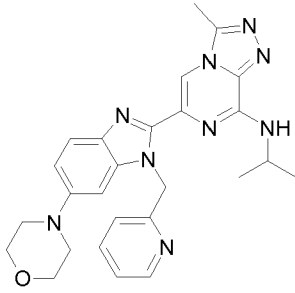
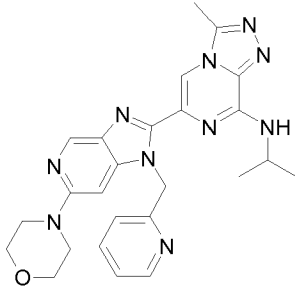
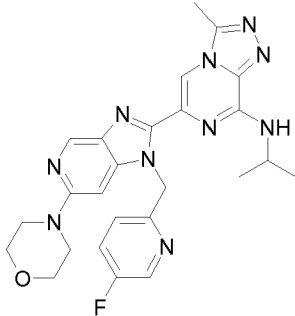
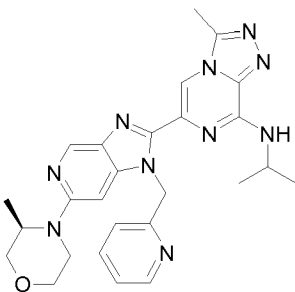
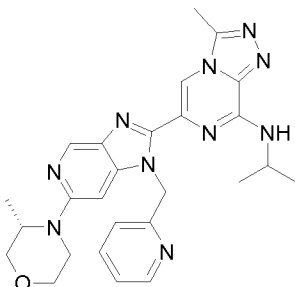
#	Structure	MS (M+H) <sup>+</sup> ; t <sub>Ret.</sub> HPLC [min]	HPLC- Method
III-2	<p>Chiral</p>	M+H= 511; t <sub>Ret.</sub> = 1.23	LCMSBAS1
III-3	<p>Chiral</p>	M+H= 511; t <sub>Ret.</sub> = 1.23	LCMSBAS1
III-4		M+H= 497; t <sub>Ret.</sub> = 1.19	LCMSBAS1
III-5		M+H= 515; t <sub>Ret.</sub> = 1.2	LCMSBAS1

#	Structure	MS (M+H) <sup>+</sup> ; t <sub>Ret.</sub> HPLC [min]	HPLC- Method
III-6		M+H= 533; t <sub>Ret.</sub> = 1.22	LCMSBAS1
III-7		M+H= 370; t <sub>Ret.</sub> = 1.14	LCMSBAS1
III-8		M+H= 469; t <sub>Ret.</sub> = 1.01	LCMSBAS1
III-9		M+H= 454; t <sub>Ret.</sub> = 1.03	LCMSBAS1
III-10		M+H= 371; t <sub>Ret.</sub> = 1.03	LCMSBAS1

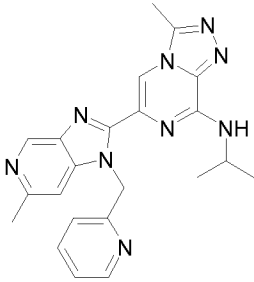
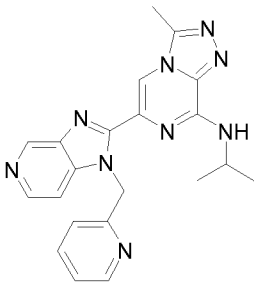
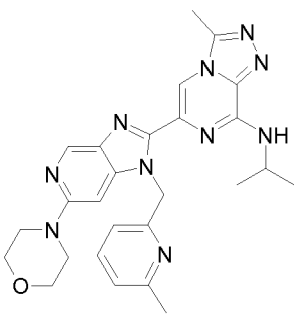
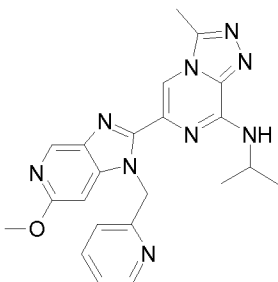
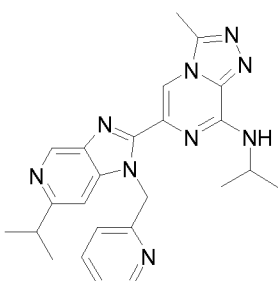
#	Structure	MS (M+H) <sup>+</sup> ; t <sub>Ret.</sub> HPLC [min]	HPLC- Method
III-11		M+H= 470; t <sub>Ret.</sub> = 1.08	LCMSBAS1
III-12		M+H= 582; t <sub>Ret.</sub> = 1.1	LCMSBAS1
III-13		M+H= 468; t <sub>Ret.</sub> = 1.06	LCMSBAS1
III-14		M+H= 455; t <sub>Ret.</sub> = 1.07	LCMSBAS1
III-15		M+H= 607; t <sub>Ret.</sub> = 1.04	LCMSBAS1

#	Structure	MS (M+H) <sup>+</sup> ; t <sub>Ret.</sub> HPLC [min]	HPLC- Method
III-16		M+H= 480; t <sub>Ret.</sub> = 1.01	LCMSBAS1
III-17		M+H= 483; t <sub>Ret.</sub> = 0.77	VAB
III-18		M+H= 497; t <sub>Ret.</sub> = 0.82	VAB
III-19		M+H= 512; t <sub>Ret.</sub> = 1.23	LCMSBAS1
III-20		M+H= 470; t <sub>Ret.</sub> = 0.84	LCMSBAS1

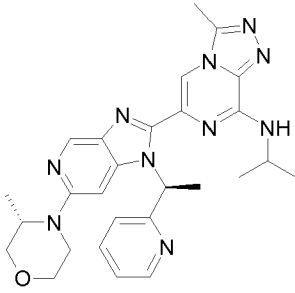
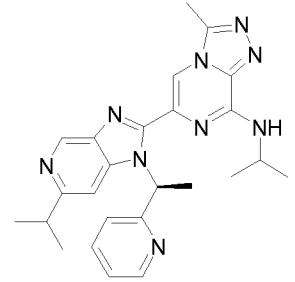
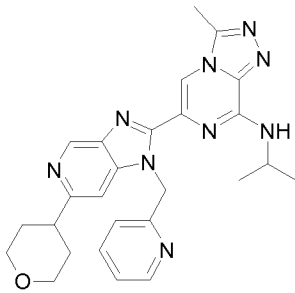
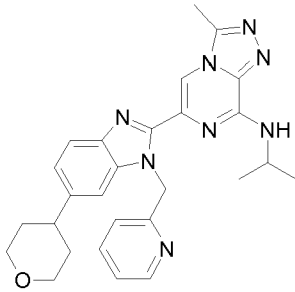
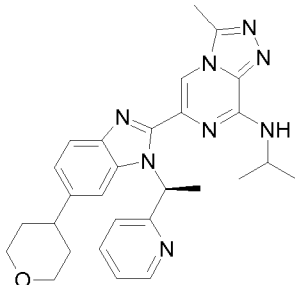
#	Structure	MS (M+H) <sup>+</sup> ; t <sub>Ret.</sub> HPLC [min]	HPLC- Method
III-21		M+H= 469; t <sub>Ret.</sub> = 0.88	LCMSBAS1
III-22		M+H= 457; t <sub>Ret.</sub> = 0.84	LCMSBAS1
III-23		M+H= 456; t <sub>Ret.</sub> = 0.88	LCMSBAS1
III-24		M+H= 513; t <sub>Ret.</sub> = 0.86	LCMSBAS1
III-25		M+H= 455; t <sub>Ret.</sub> = 0.99	LCMSBAS1

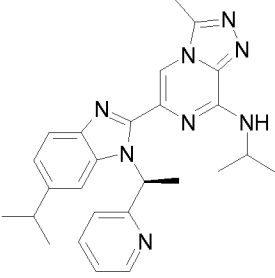
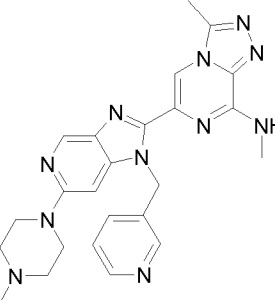
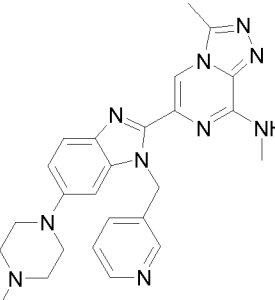
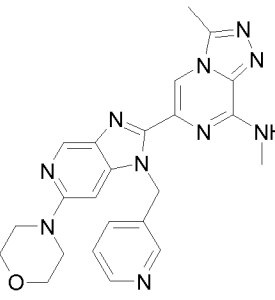
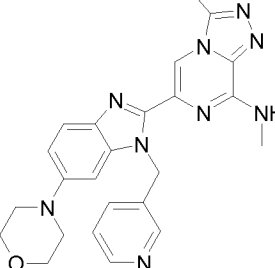
#	Structure	MS (M+H) <sup>+</sup> ; t <sub>Ret.</sub> HPLC [min]	HPLC- Method
III-26		M+H= 484; t <sub>Ret.</sub> = 0.99	LCMSBAS1
III-27		M+H= 485; t <sub>Ret.</sub> = 0.95	LCMSBAS1
III-28		M+H= 503; t <sub>Ret.</sub> = 1.02	LCMSBAS1
III-29		M+H= 499; t <sub>Ret.</sub> = 1.01	LCMSBAS1
III-30		M+H= 499; t <sub>Ret.</sub> = 1.01	LCMSBAS1

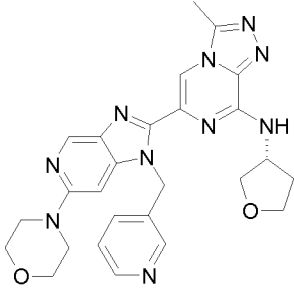
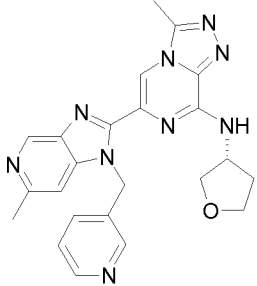
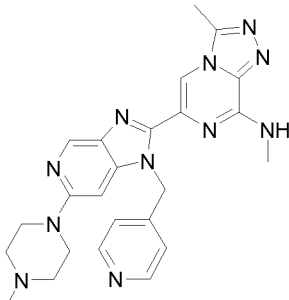
#	Structure	MS (M+H) <sup>+</sup> ; t <sub>Ret.</sub> HPLC [min]	HPLC- Method
III-31		M+H= 443; t <sub>Ret.</sub> = 1.02	LCMSBAS1
III-32		M+H= 442; t <sub>Ret.</sub> = 1.10	LCMSBAS1
III-33		M+H= 399; t <sub>Ret.</sub> = 1.06	LCMSBAS1
III-34		M+H= 429; t <sub>Ret.</sub> = 1.06	LCMSBAS1
III-35		M+H= 413; t <sub>Ret.</sub> = 1.13	LCMSBAS1

#	Structure	MS (M+H) <sup>+</sup> ; t <sub>Ret.</sub> HPLC [min]	HPLC- Method
III-36		M+H= 414; t <sub>Ret.</sub> = 0.92	LCMSBAS1
III-37		M+H= 400; t <sub>Ret.</sub> = 0.87	LCMSBAS1
III-38		M+H= 499; t <sub>Ret.</sub> = 1.02	LCMSBAS1
III-39		M+H= 430; t <sub>Ret.</sub> = 0.99	LCMSBAS1
III-40		M+H= 442; t <sub>Ret.</sub> = 1.08	LCMSBAS1



#	Structure	MS (M+H) <sup>+</sup> ; t <sub>Ret.</sub> HPLC [min]	HPLC- Method
III-41		M+H= 513; t <sub>Ret.</sub> = 1.09	LCMSBAS1
III-42		M+H= 456; t <sub>Ret.</sub> = 1.17	LCMSBAS1
III-43		M+H= 484; t <sub>Ret.</sub> = 0.97	LCMSBAS1
III-44		M+H= 483; t <sub>Ret.</sub> = 1.10	LCMSBAS1
III-45		M+H= 497; t <sub>Ret.</sub> = 1.16	LCMSBAS1

#	Structure	MS (M+H) <sup>+</sup> ; t <sub>Ret.</sub> HPLC [min]	HPLC- Method
III-46		M+H= 455; t <sub>Ret.</sub> = 1.35	LCMSBAS1
III-47		M+H= 470; t <sub>Ret.</sub> = 0.81	LCMSBAS1
III-48		M+H= 469; t <sub>Ret.</sub> = 0.85	LCMSBAS1
III-49		M+H= 457; t <sub>Ret.</sub> = 0.81	LCMSBAS1
III-50		M+H= 456; t <sub>Ret.</sub> = 0.86	LCMSBAS1

#	Structure	MS (M+H) <sup>+</sup> ; t <sub>Ret.</sub> HPLC [min]	HPLC- Method
III-51		M+H= 513; t <sub>Ret.</sub> = 0.82	LCMSBAS1
III-52		M+H= 442; t <sub>Ret.</sub> = 0.77	LCMSBAS1
III-53		M+H= 470; t <sub>Ret.</sub> = 0.81	LCMSBAS1

### **Biological Methods**

#### 5 BRD4-H4 tetraacetylated peptide inhibition AlphaScreen

This assay is used to determine whether the compounds inhibit the interaction between the first (BRD4-BD1) or the second (BRD4-BD2) bromodomain of BRD4 and the tetraacetylated histone H4 peptide.

- 10 Compounds are diluted in serial dilution 1:5 in assay buffer from 10mM stock in DMSO (100 μM start concentration) in white OptiPlate-384 (PerkinElmer). A mix consisting of 15nM GST-BRD4-BD1 protein (aa 44-168) or 150nM GST-BRD4-

- BD2 (aa 333-460) and 15 nM biotinylated Acetyl-Histone H4 (Lys5, 8, 12, 16) peptide is prepared in assay buffer (50mM HEPES pH=7.4; 25mM NaCl; 0,05% Tween 20; 0.1% bovine serum albumin (BSA); 10 mM dithiothreitol (DTT)). 6  $\mu$ l of the mix is added to the compound dilutions. Subsequently, 6  $\mu$ l of premixed
- 5 AlphaLISA Glutathione Acceptor Beads and AlphaScreen Streptavidin Donor Beads from PerkinElmer (in assay buffer at a concentration of 10  $\mu$ g/ml each) are added and the samples are incubated for 30 min at RT in the dark (shaking 300 rpm). Afterwards, the signal is measured in a PerkinElmer Envision HTS Multilabel Reader using the AlphaScreen protocol from PerkinElmer.
- 10 Each plate contains negative controls where biotinylated Acetyl-Histone H4 peptide and GST-BRD4-BD1 or GST-BRD4-BD2 are left out and replaced by assay buffer. Negative control values are entered as low basis value when using the software GraphPad Prism for calculations. Furthermore, a positive control (probe molecule JQ1+ with protein/ peptide mix) is pipetted. Determination of IC<sub>50</sub> values
- 15 are carried out using GraphPad Prism 3.03 software (or updates thereof).

**Table** summarizing the IC<sub>50</sub> of the compounds of the invention exemplified above

Ex #	BRD4-BD1 IC <sub>50</sub> [nM]	Ex #	BRD4-BD1 IC <sub>50</sub> [nM]	Ex #	BRD4-BD1 IC <sub>50</sub> [nM]
I-1	61	III-1	7	III-28	1
I-2	41	III-2	41	III-29	9
I-3	41	III-3	49	III-30	9
I-4	18	III-4	8	III-31	13
I-5	8	III-5	9	III-32	7
II-1	4	III-6	9	III-33	20
II-2	15	III-7	22	III-34	45
II-3	31	III-8	9	III-35	15
		III-9	14	III-36	28
		III-10	18	III-37	14
		III-11	9	III-38	17
		III-12	7	III-39	126
		III-13	9	III-40	18
		III-14	10	III-41	74
		III-15	3	III-42	66
		III-16	5	III-43	34
		III-17	17	III-44	32
		III-18	26	III-45	69

		<b>III-19</b>	38	<b>III-46</b>	243
		<b>III-20</b>	13	<b>III-47</b>	12
		<b>III-21</b>	8	<b>III-48</b>	8
		<b>III-22</b>	3	<b>III-49</b>	4
		<b>III-23</b>	3	<b>III-50</b>	5
		<b>III-24</b>	20	<b>III-51</b>	13
		<b>III-25</b>	11	<b>III-52</b>	31
		<b>III-26</b>	5	<b>III-53</b>	12
		<b>III-27</b>	10		

On the basis of their biological properties the compounds of general formula **(1)** according to the invention, their tautomers, racemates, enantiomers, diastereomers, mixtures thereof and the salts of all the above-mentioned forms are suitable for treating diseases characterised by virus infection, inflammatory diseases and abnormal cell proliferation, such as cancer.

For example, the following cancers may be treated with compounds according to the invention, without being restricted thereto: brain tumours such as for example acoustic neurinoma, astrocytomas such as pilocytic astrocytomas, fibrillary astrocytoma, protoplasmic astrocytoma, gemistocytary astrocytoma, anaplastic astrocytoma and glioblastoma, brain lymphomas, brain metastases, hypophyseal tumour such as prolactinoma, HGH (human growth hormone) producing tumour and ACTH producing tumour (adrenocorticotropic hormone), craniopharyngiomas, medulloblastomas, meningiomas and oligodendrogliomas; nerve tumours (neoplasms) such as for example tumours of the vegetative nervous system such as neuroblastoma sympathicum, ganglioneuroma, paraganglioma (pheochromocytoma, chromaffinoma) and glomus-caroticum tumour, tumours on the peripheral nervous system such as amputation neuroma, neurofibroma, neurinoma (neurilemmoma, Schwannoma) and malignant Schwannoma, as well as tumours of the central nervous system such as brain and bone marrow tumours; intestinal cancer such as for example carcinoma of the rectum, colon carcinoma, colorectal carcinoma, anal carcinoma, carcinoma of the large bowel, tumours of the small intestine and duodenum; eyelid tumours such as basalioma or basal cell carcinoma; pancreatic cancer or carcinoma of the pancreas; bladder cancer or

carcinoma of the bladder; lung cancer (bronchial carcinoma) such as for example small-cell bronchial carcinomas (oat cell carcinomas) and non-small cell bronchial carcinomas (NSCLC) such as plate epithelial carcinomas, adenocarcinomas and large-cell bronchial carcinomas; breast cancer such as for example mammary carcinoma such as infiltrating ductal carcinoma, colloid carcinoma, lobular invasive carcinoma, tubular carcinoma, adenocystic carcinoma and papillary carcinoma; non-Hodgkin's lymphomas (NHL) such as for example Burkitt's lymphoma, low-malignancy non-Hodgkin's lymphomas (NHL) and mucosis fungoides; uterine cancer or endometrial carcinoma or corpus carcinoma; CUP syndrome (Cancer of Unknown Primary); ovarian cancer or ovarian carcinoma such as mucinous, endometrial or serous cancer; gall bladder cancer; bile duct cancer such as for example Klatskin tumour; testicular cancer such as for example seminomas and non-seminomas; lymphoma (lymphosarcoma) such as for example malignant lymphoma, Hodgkin's disease, non-Hodgkin's lymphomas (NHL) such as chronic lymphatic leukaemia, leukaemic reticuloendotheliosis, immunocytoma, plasmocytoma (multiple myeloma (MM)), immunoblastoma, Burkitt's lymphoma, T-zone mycosis fungoides, large-cell anaplastic lymphoblastoma and lymphoblastoma; laryngeal cancer such as for example tumours of the vocal cords, supraglottal, glottal and subglottal laryngeal tumours; bone cancer such as for example osteochondroma, chondroma, chondroblastoma, chondromyxoid fibroma, osteoma, osteoid osteoma, osteoblastoma, eosinophilic granuloma, giant cell tumour, chondrosarcoma, osteosarcoma, Ewing's sarcoma, reticulo-sarcoma, plasmocytoma, fibrous dysplasia, juvenile bone cysts and aneurysmatic bone cysts; head and neck tumours such as for example tumours of the lips, tongue, floor of the mouth, oral cavity, gums, palate, salivary glands, throat, nasal cavity, paranasal sinuses, larynx and middle ear; liver cancer such as for example liver cell carcinoma or hepatocellular carcinoma (HCC); leukaemias, such as for example acute leukaemias such as acute lymphatic/lymphoblastic leukaemia (ALL), acute myeloid leukaemia (AML); chronic leukaemias such as chronic lymphatic leukaemia (CLL), chronic myeloid leukaemia (CML); stomach cancer or gastric carcinoma such as for example papillary, tubular and mucinous adenocarcinoma, signet ring cell carcinoma, adenosquamous carcinoma, small-cell carcinoma and

undifferentiated carcinoma; melanomas such as for example superficially spreading, nodular, lentigo-maligna and acral-lentiginous melanoma; renal cancer such as for example kidney cell carcinoma or hypernephroma or Grawitz's tumour; oesophageal cancer or carcinoma of the oesophagus; penile cancer; prostate cancer; 5 throat cancer or carcinomas of the pharynx such as for example nasopharynx carcinomas, oropharynx carcinomas and hypopharynx carcinomas; retinoblastoma such as for example vaginal cancer or vaginal carcinoma; plate epithelial carcinomas, adenocarcinomas, in situ carcinomas, malignant melanomas and sarcomas; thyroid carcinomas such as for example papillary, follicular and 10 medullary thyroid carcinoma, as well as anaplastic carcinomas; spinalioma, epidormoid carcinoma and plate epithelial carcinoma of the skin; thymomas, cancer of the urethra and cancer of the vulva.

Preferred cancers, which may be treated with compounds according to the invention, are hematopoietic malignancies (including but not limited to AML, 15 MM), as well as solid tumors including but not limited to lung, liver, colon, brain, thyroid, pancreas, breast, ovary and prostate cancer.

The new compounds may be used for the prevention, short-term or long-term treatment of the above-mentioned diseases, optionally also in combination with radiotherapy or other "state-of-the-art" compounds, such as e.g. cytostatic or 20 cytotoxic substances, cell proliferation inhibitors, anti-angiogenic substances, steroids or antibodies.

The compounds of general formula (I) may be used on their own or in combination with other active substances according to the invention, optionally also in 25 combination with other pharmacologically active substances.

Chemotherapeutic agents which may be administered in combination with the compounds according to the invention, include, without being restricted thereto, hormones, hormone analogues and antihormones (e.g. tamoxifen, toremifene, 30 raloxifene, fulvestrant, megestrol acetate, flutamide, nilutamide, bicalutamide, aminoglutethimide, cyproterone acetate, finasteride, buserelin acetate, fludrocortisone, fluoxymesterone, medroxyprogesterone, octreotide), aromatase

inhibitors (e.g. anastrozole, letrozole, liarozole, vorozole, exemestane, atamestane), LHRH agonists and antagonists (e.g. goserelin acetate, luproside), inhibitors of growth factors (growth factors such as for example "platelet derived growth factor" and "hepatocyte growth factor", inhibitors are for example "growth factor" antibodies, "growth factor receptor" antibodies and tyrosine kinase inhibitors, such as for example cetuximab, gefitinib, imatinib, lapatinib and trastuzumab); antimetabolites (e.g. antifolates such as methotrexate, raltitrexed, pyrimidine analogues such as 5-fluorouracil, capecitabin and gemcitabin, purine and adenosine analogues such as mercaptopurine, thioguanine, cladribine and pentostatin, cytarabine, fludarabine); antitumour antibiotics (e.g. anthracyclins such as doxorubicin, daunorubicin, epirubicin and idarubicin, mitomycin-C, bleomycin, dactinomycin, plicamycin, streptozocin); platinum derivatives (e.g. cisplatin, oxaliplatin, carboplatin); alkylation agents (e.g. estramustin, meclorethamine, melphalan, chlorambucil, busulphan, dacarbazine, cyclophosphamide, ifosfamide, temozolomide, nitrosoureas such as for example carmustin and lomustin, thiotepa); antimetotic agents (e.g. Vinca alkaloids such as for example vinblastine, vindesine, vinorelbine and vincristine; and taxanes such as paclitaxel, docetaxel); topoisomerase inhibitors (e.g. epipodophyllotoxins such as for example etoposide and etopophos, teniposide, amsacrin, topotecan, irinotecan, mitoxantron) and various chemotherapeutic agents such as amifostin, anagrelid, clodronat, filgrastin, interferon alpha, leucovorin, rituximab, procarbazine, levamisole, mesna, mitotane, pamidronate and porfimer.

Other possible combination partners are 2-chlorodesoxyadenosine, 2-fluorodesoxycytidine, 2-methoxyoestradiol, 2C4, 3-alethine, 131-I-TM-601, 3CPA, 7-ethyl-10-hydroxycamptothecin, 16-aza-epothilone B, A 105972, A 204197, aldesleukin, alitretinoin, altretamine, alvocidib, amonafide, anthrapyrazole, AG-2037, AP-5280, apaziquone, apomine, aranose, arglabin, arzoxifene, atamestane, atrasentan, auristatin PE, AVL B, AZ10992, ABX-EGF, ARRY-300, ARRY-142886/AZD-6244, ARRY-704/AZD-8330, AS-703026, azacytidine, azaepothilone B, azonafide, BAY-43-9006, BBR-3464, BBR-3576,



bevacizumab, biricodar dicitrate, BCX-1777, bleocin, BLP-25, BMS-184476, BMS-247550, BMS-188797, BMS-275291, BNP-1350, BNP-7787, BIBW 2992(afatinib), BIBF 1120 (Vargatef<sup>TM</sup>), bleomycinic acid, bleomycin A, bleomycin B, bryostatins-1, bortezomib, brostallicin, busulphan, CA-4 prodrug, CA-4, CapCell, calcitriol, canertinib, canfosfamide, capecitabine, 5 carboxyphthalatoplatin, CCI-779, CEP-701, CEP-751, CBT-1 cefixime, ceftazidime, ceftazidime, ceftriaxone, celecoxib, celmoleukin, cema-dotin, CH4987655/RO-4987655, chlorotrianisene, cilengitide, ciclosporin, CDA-II, CDC-394, CKD-602, clofarabin, colchicin, combretastatin A4, CHS-828, CLL-Thera, CMT-3 cryptophycin 52, 10 CTP-37, CP-461, CV-247, cyanomorpholinodoxorubicin, cytarabine, D 24851, decitabine, deoxorubicin, deoxyrubicin, deoxycoformycin, depsipeptide, desoxyepothilone B, dexamethasone, dexrazoxanet, diethylstilbestrol, diflomotecan, didox, DMDC, dolastatin 10, doranidazole, E7010, E-6201, edatrexat, edotreotide, efaproxiral, eflornithine, EKB-569, EKB-509, elsamitrucin, 15 epothilone B, epratuzumab, ER-86526, erlotinib, ET-18-OCH3, ethynylcytidine, ethynylloestradiol, exatecan, exatecan mesylate, exemestane, exisulind, fenretinide, floxuridine, folic acid, FOLFOX, FOLFIRI, formestane, galarubicin, gallium maltolate, gefinitib, gemtuzumab, gimatecan, glufosfamide, GCS-100, G17DT immunogen, GMK, GPX-100, GSK-5126766, GSK-1120212, GW2016, 20 granisetron, hexamethylmelamine, histamine, homoharringtonine, hyaluronic acid, hydroxyurea, hydroxyprogesterone caproate, ibandronate, ibritumomab, idatrexate, idenestrol, IDN-5109, IMC-1C11, immunol, indisulam, interferon alpha-2a, interferon alfa-2b, interleukin-2, ionafarnib, iroplatin, irofulven, isohomohalichondrin-B, isoflavone, isotretinoin, ixabepilone, JRX-2, JSF-154, 25 J-107088, conjugated oestrogens, kahalid F, ketoconazole, KW-2170, lobaplatin, leflunomide, lenograstim, leuprolide, leuporelin, lexicidronam, LGD-1550, linezolid, lutetium texaphyrin, lometrexol, losoxantrone, LU 223651, lurtotecan, mafosfamide, marimastat, mechloroethamine, methyltestosteron, methylprednisolone, MEN-10755, MDX-H210, MDX-447, MGV, midostaurin, 30 minodronic acid, mitomycin, mivobulin, MK-2206, MLN518, motexafin gadolinium, MS-209, MS-275, MX6, neridronate, neovastat, nimesulide, nitroglycerin, nolatrexed, norelin, N-acetylcysteine, 06-benzylguanidine, omeprazole,

oncophage, ormiplatin, ortataxel, oxantrazole, oestrogen, patupilone, pegfilgrastim,  
 PCK-3145, pegfilgrastim, PBI-1402, PEG-paclitaxel, PEP-005, P-04, PKC412,  
 P54, PI-88, pelitinib, pemetrexed, pentrix, perifosine, perillyl alcohol, PG-TXL,  
 PG2, PLX-4032/RO-5185426, PT-100, picoplatin, pivaloyloxymethylbutyrate,  
 5 pixantrone, phenoxodiol O, PKI166, plevitrexed, plicamycin, polyprenic acid,  
 porfiromycin, prednisone, prednisolone, quinamed, quinupristin, RAF-265,  
 ramosetron, ranpirnase, RDEA-119/BAY 869766, rebeccamycin analogues,  
 revimid, RG-7167, rhizoxin, rhu-MAb, risedronate, rituximab, rofecoxib, Ro-31-  
 7453, RO-5126766, RPR 109881A, rubidazon, rubitecan, R-flurbiprofen, S-9788,  
 10 sabarubicin, SAHA, sargramostim, satraplatin, SB 408075, SU5416, SU6668,  
 SDX-101, semustin, seocalcitol, SM-11355, SN-38, SN-4071, SR-27897,  
 SR-31747, SRL-172, sorafenib, spiroplatin, squalamine, suberanilohydroxamic  
 acid, sutent, T 900607, T 138067, TAS-103, tacedinaline, talaporfin, tariquitar,  
 taxotere, taxoprexin, tazarotene, tegafur, temozolamide, tescmilifene, testosterone,  
 15 testosterone propionate, tescmilifene, tetraplatin, tetrodotoxin, tezacitabine,  
 thalidomide, theralux, therarubicin, thymectacin, tiazofurin, tipifarnib,  
 tirapazamine, tocladesine, tomudex, toremofin, trabectedin, TransMID-107,  
 transretinic acid, traszutumab, tretinoin, triacetyluridine, triapine, trimetrexate,  
 TLK-286TXD 258, urocidin, valrubicin, vatalanib, vincristine, vinflunine,  
 20 virulizin, WX-UK1, vectibix, Volasertib (or other polo-like kinase inhibitors),  
 xeloda, XELOX, XL-281, XL-518/R-7420, YM-511, YM-598, ZD-4190,  
 ZD-6474, ZD-4054, ZD-0473, ZD-6126, ZD-9331, ZDI839, zoledronat and  
 zosuquidar.

Suitable preparations include for example tablets, capsules, suppositories, solutions  
 25 - particularly solutions for injection (s.c., i.v., i.m.) and infusion - elixirs, emulsions  
 or dispersible powders. The content of the pharmaceutically active compound(s)  
 should be in the range from 0.1 to 90 wt.-%, preferably 0.5 to 50 wt.-% of the  
 composition as a whole, i.e. in amounts which are sufficient to achieve the dosage  
 range specified below. The doses specified may, if necessary, be given several  
 30 times a day.

Suitable tablets may be obtained, for example, by mixing the active substance(s) with known excipients, for example inert diluents such as calcium carbonate, calcium phosphate or lactose, disintegrants such as corn starch or alginic acid, binders such as starch or gelatine, lubricants such as magnesium stearate or talc and/or agents for delaying release, such as carboxymethyl cellulose, cellulose acetate phthalate, or polyvinyl acetate. The tablets may also comprise several layers.

Coated tablets may be prepared accordingly by coating cores produced analogously to the tablets with substances normally used for tablet coatings, for example collidone or shellac, gum arabic, talc, titanium dioxide or sugar. To achieve delayed release or prevent incompatibilities the core may also consist of a number of layers. Similarly the tablet coating may consist of a number of layers to achieve delayed release, possibly using the excipients mentioned above for the tablets.

Syrups or elixirs containing the active substances or combinations thereof according to the invention may additionally contain a sweetener such as saccharine, cyclamate, glycerol or sugar and a flavour enhancer, e.g. a flavouring such as vanillin or orange extract. They may also contain suspension adjuvants or thickeners such as sodium carboxymethyl cellulose, wetting agents such as, for example, condensation products of fatty alcohols with ethylene oxide, or preservatives such as p-hydroxybenzoates.

Solutions for injection and infusion are prepared in the usual way, e.g. with the addition of isotonic agents, preservatives such as p-hydroxybenzoates, or stabilisers such as alkali metal salts of ethylenediamine tetraacetic acid, optionally using emulsifiers and/or dispersants, whilst if water is used as the diluent, for example, organic solvents may optionally be used as solvating agents or dissolving aids, and transferred into injection vials or ampoules or infusion bottles.

30

Capsules containing one or more active substances or combinations of active substances may for example be prepared by mixing the active substances with inert carriers such as lactose or sorbitol and packing them into gelatine capsules.

- 5 Suitable suppositories may be made for example by mixing with carriers provided for this purpose, such as neutral fats or polyethyleneglycol or the derivatives thereof.

Excipients which may be used include, for example, water, pharmaceutically  
10 acceptable organic solvents such as paraffins (e.g. petroleum fractions), vegetable oils (e.g. groundnut or sesame oil), mono- or polyfunctional alcohols (e.g. ethanol or glycerol), carriers such as e.g. natural mineral powders (e.g. kaolins, clays, talc, chalk), synthetic mineral powders (e.g. highly dispersed silicic acid and silicates),  
15 sugars (e.g. cane sugar, lactose and glucose) emulsifiers (e.g. lignin, spent sulphite liquors, methylcellulose, starch and polyvinylpyrrolidone) and lubricants (e.g. magnesium stearate, talc, stearic acid and sodium lauryl sulphate).

The preparations are administered by the usual methods, preferably by oral or transdermal route, most preferably by oral route. For oral administration the tablets  
20 may, of course contain, apart from the abovementioned carriers, additives such as sodium citrate, calcium carbonate and dicalcium phosphate together with various additives such as starch, preferably potato starch, gelatine and the like. Moreover, lubricants such as magnesium stearate, sodium lauryl sulphate and talc may be used at the same time for the tableting process. In the case of aqueous suspensions the  
25 active substances may be combined with various flavour enhancers or colourings in addition to the excipients mentioned above.

For parenteral use, solutions of the active substances with suitable liquid carriers may be used.

30 However, it may sometimes be necessary to depart from the amounts specified, depending on the body weight, the route of administration, the individual response to the drug, the nature of its formulation and the time or interval over which the drug is administered. Thus, in some cases it may be sufficient to use less than the

minimum dose given above, whereas in other cases the upper limit may have to be exceeded. When administering large amounts it may be advisable to divide them up into a number of smaller doses spread over the day.

The formulation examples which follow illustrate the present invention without  
5 restricting its scope:

Examples of pharmaceutical formulations

A)	<u>Tablets</u>	<u>per tablet</u>
10	active substance according to formula <b>(I)</b>	100 mg
	lactose	140 mg
	corn starch	240 mg
	polyvinylpyrrolidone	15 mg
15	magnesium stearate	5 mg
		=====
		500 mg

The finely ground active substance, lactose and some of the corn starch are mixed  
20 together. The mixture is screened, then moistened with a solution of polyvinylpyrrolidone in water, kneaded, wet-granulated and dried. The granules, the remaining corn starch and the magnesium stearate are screened and mixed together. The mixture is compressed to produce tablets of suitable shape and size.

25 B)	<u>Tablets</u>	<u>per tablet</u>
	active substance according to formula <b>(I)</b>	80 mg
	lactose	55 mg
	corn starch	190 mg
30	microcrystalline cellulose	35 mg
	polyvinylpyrrolidone	15 mg
	sodium-carboxymethyl starch	23 mg

magnesium stearate	2 mg
	<hr/> <hr/>
	400 mg

- 5 The finely ground active substance, some of the corn starch, lactose, microcrystalline cellulose and polyvinylpyrrolidone are mixed together, the mixture is screened and worked with the remaining corn starch and water to form a granulate which is dried and screened. The sodiumcarboxymethyl starch and the magnesium stearate are added and mixed in and the mixture is compressed to form  
10 tablets of a suitable size.

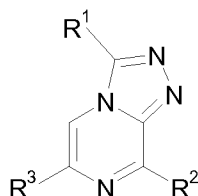
C) Ampoule solution

	active substance according to formula (I)	50 mg
15	sodium chloride	50 mg
	water for inj.	5 mL

- The active substance is dissolved in water at its own pH or optionally at pH 5.5 to 6.5 and sodium chloride is added to make it isotonic. The solution obtained is  
20 filtered free from pyrogens and the filtrate is transferred under aseptic conditions into ampoules which are then sterilised and sealed by fusion. The ampoules contain 5 mg, 25 mg and 50 mg of active substance.

### Claims

1. A compound of formula (I)



5

(I)

wherein,

$R^1$  is  $-C_{1-3}$ alkyl or  $-C_{1-3}$ haloalkyl;

$R^2$  is selected from  $-NHR^4$ ,  $-C_{1-5}$ alkyl,  $-C_{1-5}$ haloalkyl, halogen and  $-S-C_{1-3}$ alkyl;

10  $R^3$  is a 5-12 membered heteroaryl, which group is substituted with  $-X-R^{10}$  and optionally further substituted with one or more groups independently selected from  $R^9$ ;

15  $R^4$  is selected from  $-C_{1-5}$ alkyl and 5-12 membered heterocycloalkyl, which heterocycloalkyl can be optionally substituted with one or more groups independently selected from  $R^5$ ;

$R^5$  is selected from  $-C_{1-5}$ alkyl,  $-C_{1-5}$ haloalkyl and  $-C_{1-3}$ alkylene-O- $C_{1-3}$ alkyl;

20  $R^9$  is selected from  $-C_{1-5}$ alkyl,  $-O-C_{1-5}$ alkyl,  $-N(C_{1-5}alkyl)_2$ , halogen,  $-C_{1-3}$ alkylene-O- $C_{1-3}$ alkyl,  $-C_{1-5}$ alkylene-N( $-C_{1-5}$ alkyl,  $-C_{1-5}$ alkyl), 5-12 membered heterocycloalkyl, wherein the heterocycloalkyl group can be optionally substituted with one or more groups independently selected from =O,  $-C_{1-3}$ alkyl, or

$R^{10}$  is selected from  $-C_{6-10}$ aryl and 5-12 membered heteroaryl, wherein the aryl and heteroaryl groups can be optionally and independently substituted

with one or more groups selected from halogen, -C<sub>1-3</sub>alkyl, -O-C<sub>1-3</sub>alkyl, -C<sub>1-3</sub>haloalkyl, -O-C<sub>1-3</sub>haloalkyl, -N(C<sub>1-5</sub>alkyl, C<sub>1-5</sub>alkyl) and -NH-C<sub>1-5</sub>alkyl;

X is -C<sub>1-3</sub>alkylene- or -O-;

- 5 R<sup>10</sup> is -C<sub>6-10</sub>aryl or 5-12 membered heteroaryl, each of which groups can be optionally substituted with one or more groups selected from halogen, -C<sub>1-3</sub>alkyl, -O-C<sub>1-3</sub>alkyl, -C<sub>1-3</sub>haloalkyl, -O-C<sub>1-3</sub>haloalkyl;

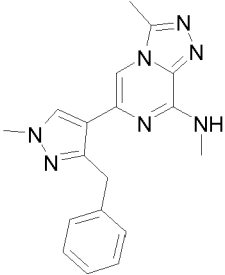
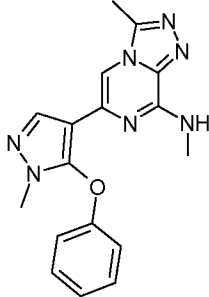
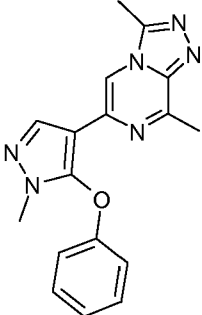
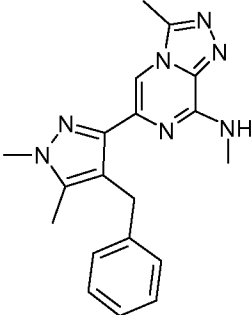
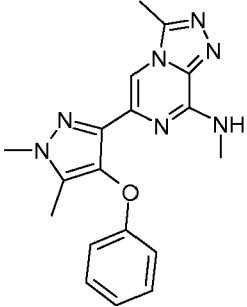
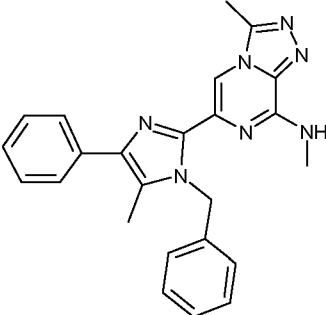
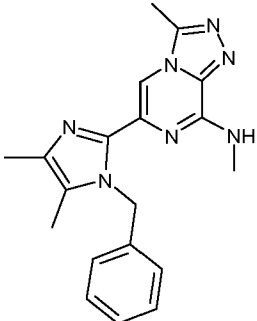
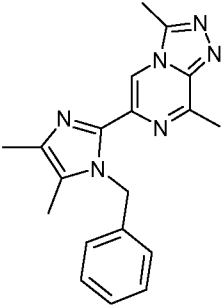
wherein the compounds of formula (I) may be optionally be present in the form of salts.

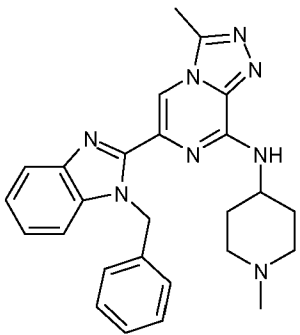
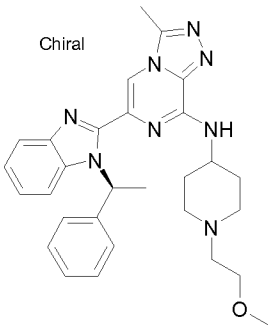
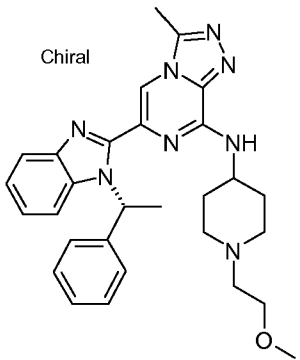
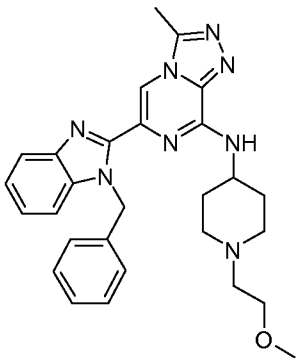
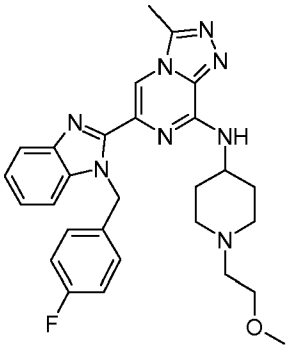
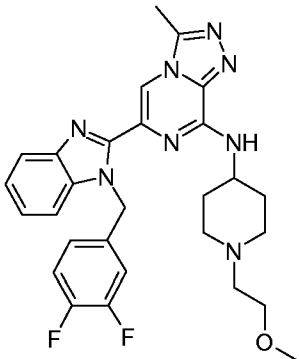
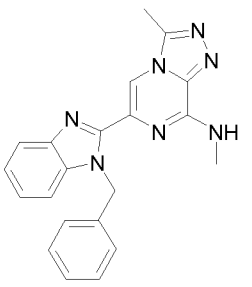
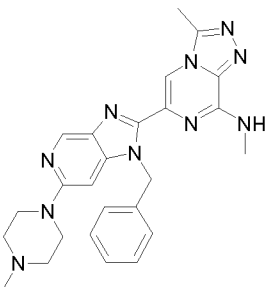
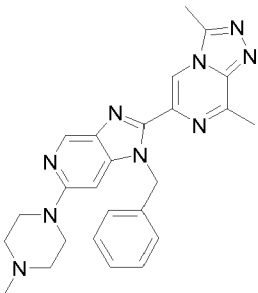
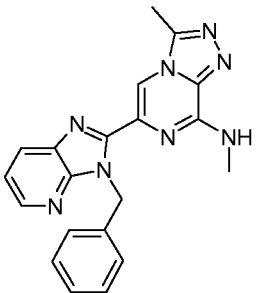
- 10 2. A compound according to claim 1, wherein R<sup>1</sup> is -CH<sub>3</sub>.
3. A compound according to claim 1 or 2, wherein R<sup>2</sup> is -NHR<sup>4</sup> and R<sup>4</sup> is a 5-6 membered heterocycloalkyl, optionally substituted as defined in claim 1.
4. A compound according to claim 3, wherein R<sup>4</sup> is tetrahydrofuran or piperidine, wherein the piperidine is substituted with one group selected from -CH<sub>3</sub>,  
 15 -CH<sub>2</sub>CH<sub>3</sub>, -CH<sub>2</sub>CH<sub>2</sub>CH<sub>3</sub> and -(CH<sub>2</sub>)<sub>2</sub>-O-CH<sub>3</sub>.
5. A compound according to anyone of claims 1 or 2, wherein R<sup>2</sup> is -NHR<sup>4</sup> and R<sup>4</sup> is -C<sub>1-3</sub>alkyl.
6. A compound according to claim 5, wherein R<sup>2</sup> is -NHR<sup>4</sup> and R<sup>4</sup> is -CH<sub>3</sub> or -CH(CH<sub>3</sub>)<sub>2</sub>.
- 20 7. A compound according to anyone of claims 1 or 2, wherein R<sup>2</sup> is -C<sub>1-3</sub>alkyl.
8. A compound according to anyone of claims 1 to 7, wherein R<sup>3</sup> is a 5-9 membered heteroaryl substituted with -X-R<sup>10</sup> and optionally further substituted with one or more groups independently selected from R<sup>9</sup>, wherein R<sup>9</sup>, X and R<sup>10</sup> are defined as in claim 1.

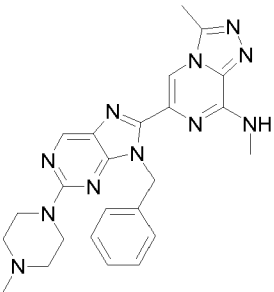
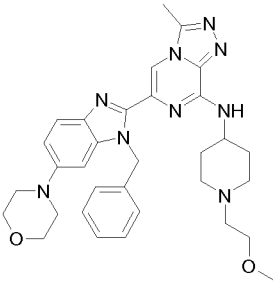
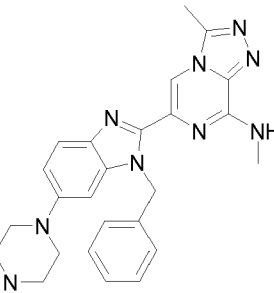
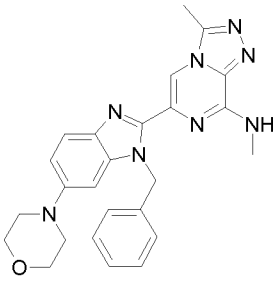
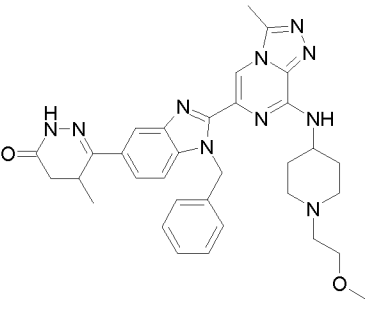
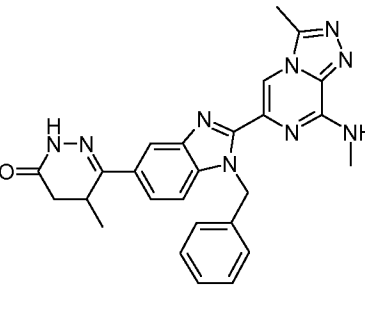
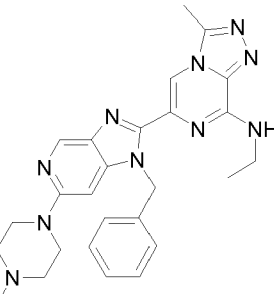
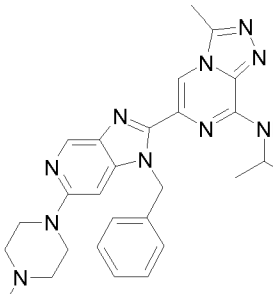
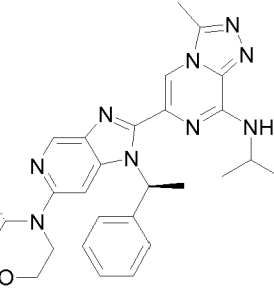
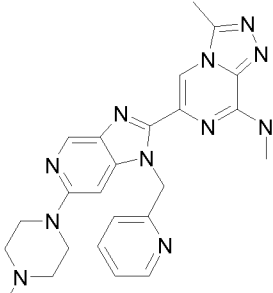


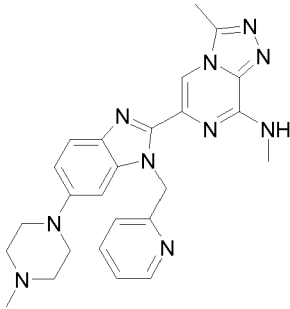
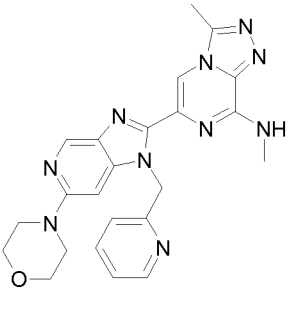
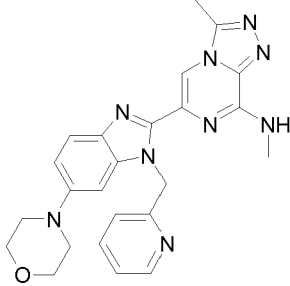
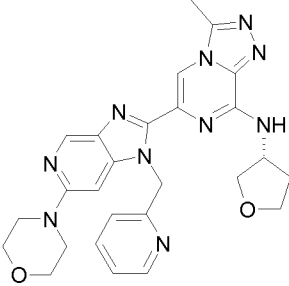
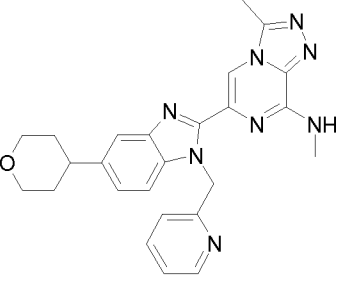
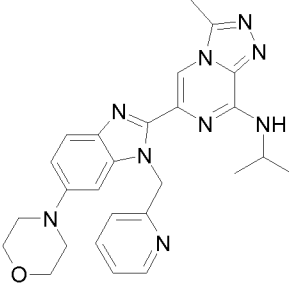
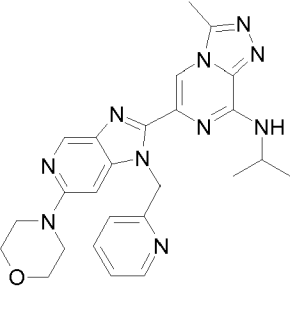
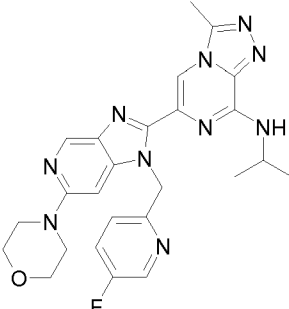
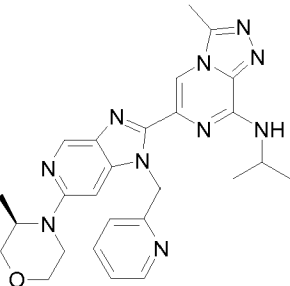
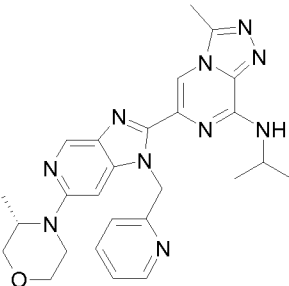
9. A compound according to anyone of claims 1 to 8, wherein  $-X-R^{10}$  is selected from  $-\text{CH}_2$ -phenyl,  $-\text{CH}(\text{CH}_3)$ -phenyl,  $-\text{CH}_2$ -pyridyl,  $-\text{CH}(\text{CH}_3)$ -pyridyl,  $-\text{O}$ -phenyl, each of which phenyl or pyridyl groups is optionally substituted with  $-\text{F}$  or  $-\text{CH}_3$ .
- 5 10. A compound according to claim 9, wherein  $-X-R^{10}$  is selected from  $-\text{CH}_2$ -phenyl,  $-\text{CH}_2$ -pyridyl,  $-\text{CH}(\text{CH}_3)$ -phenyl,  $-\text{CH}(\text{CH}_3)$ -pyridyl, each of which pyridyl or phenyl group is optionally substituted with  $-\text{F}$  or  $-\text{CH}_3$ .
11. A compound according to claim 8, wherein  $R^3$  is selected from pyrazolyl, imidazol, benzimidazolyl, imidazopyridine and imidazopyrimidine and  $R^3$  is  
10 substituted with  $-X-R^{10}$  and  $R^3$  is optionally further substituted with one or more groups independently selected from  $R^9$  wherein  $R^9$ ,  $X$  and  $R^{10}$  are defined as in claim 1.
12. A compound according to anyone of claims 1 to 11, wherein  $R^9$  is  
15 independently selected from  $-\text{C}_{1-3}$ alkyl,  $-\text{O}-\text{C}_{1-3}$ alkyl,  $-\text{N}(\text{C}_{1-3}\text{alkyl})_2$ , phenyl and 6 membered heterocycloalkyl, which heterocycloalkyl can be optionally substituted with one or more groups independently selected  $=\text{O}$  and  $-\text{C}_{1-3}$ alkyl.
13. A compound according to claim 11, wherein  $R^3$  is imidazopyridine or benzimidazol substituted with  $-\text{CH}_2$ -phenyl or  $-\text{CH}_2$ -pyridyl,  $-\text{CH}(\text{CH}_3)$ -pyridyl and optionally further substituted with  $-\text{C}_{1-3}$ alkyl or 5-12 membered  
20 heterocycloalkyl wherein the heterocycloalkyl group can be optionally substituted with one or more groups independently selected from  $-\text{C}_{1-3}$ alkyl.
14. A compound according to claim 13, wherein  $R^3$  is imidazopyridine or benzimidazol substituted with  $-\text{CH}_2$ -phenyl,  $-\text{CH}(\text{CH}_3)$ -pyridyl or  $-\text{CH}_2$ -pyridyl and with  $-\text{CH}(\text{CH}_3)_2$  or morpholinyl or piperazinyl, wherein the  
25 morpholinyl or piperazinyl groups is optionally substituted with one or more groups selected from  $-\text{C}_{1-3}$ alkyl.

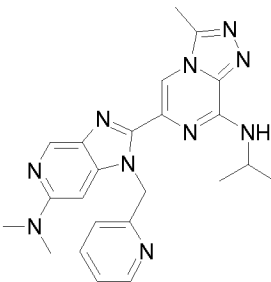
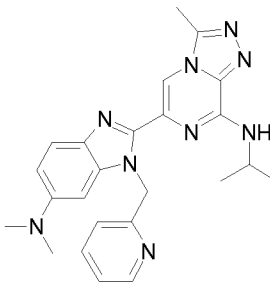
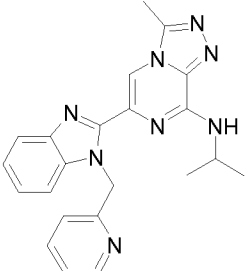
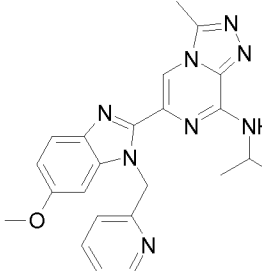
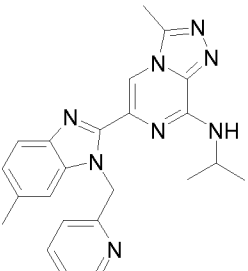
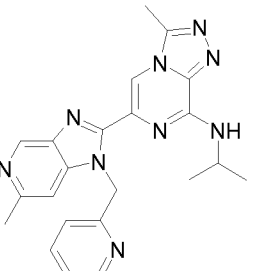
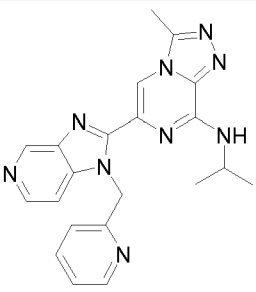
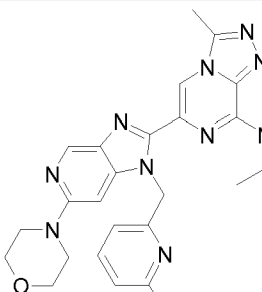
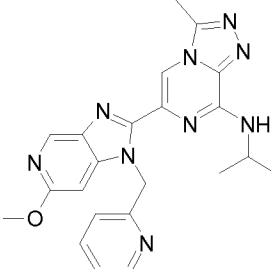
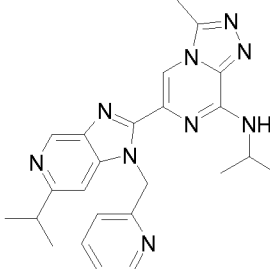
15. A compound according to claim 1 selected from

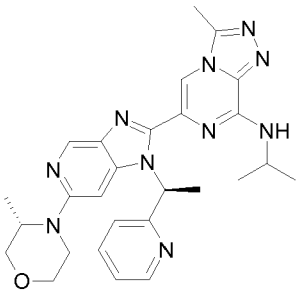
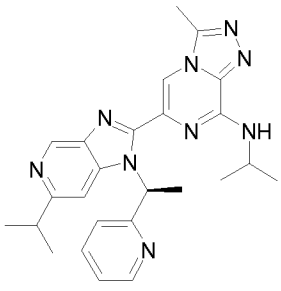
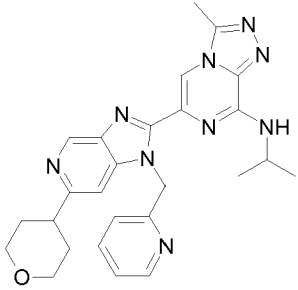
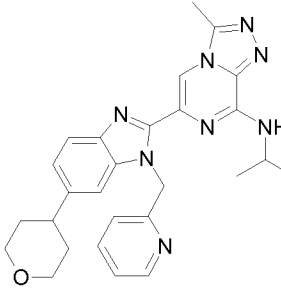
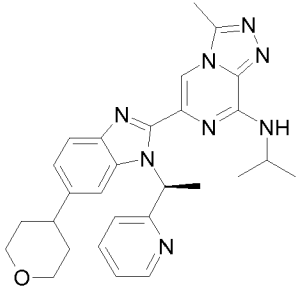
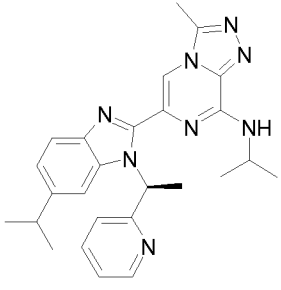
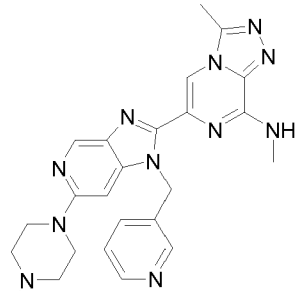
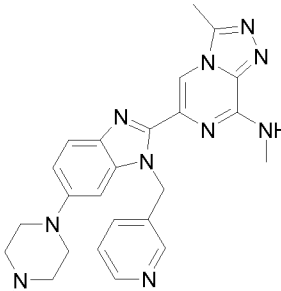
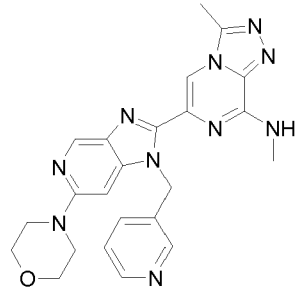
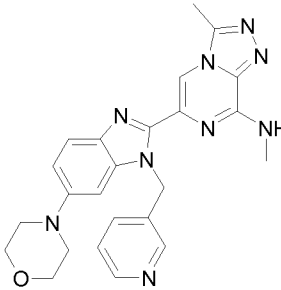
EX#	Structure	Ex #	Structure
<b>I-1</b>		<b>I-2</b>	
<b>I-3</b>		<b>I-4</b>	
<b>I-5</b>		<b>II-1</b>	
<b>II-2</b>		<b>II-3</b>	

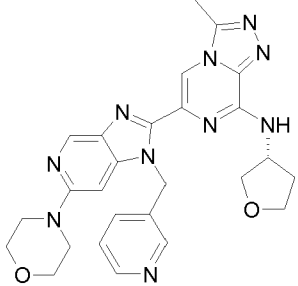
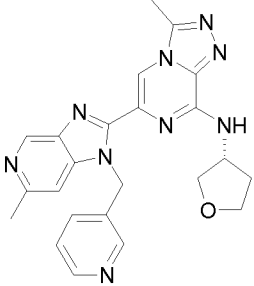
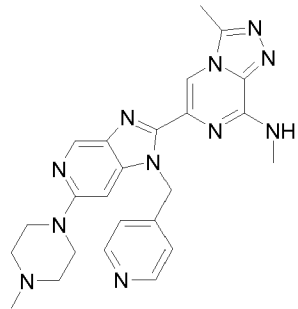
EX#	Structure	Ex #	Structure
<b>III-1</b>		<b>III-2</b>	
<b>III-3</b>		<b>III-4</b>	
<b>III-5</b>		<b>III-6</b>	
<b>III-7</b>		<b>III-8</b>	
<b>III-9</b>		<b>III-10</b>	

EX#	Structure	Ex #	Structure
<b>III-11</b>		<b>III-12</b>	
<b>III-13</b>		<b>III-14</b>	
<b>III-15</b>		<b>III-16</b>	
<b>III-17</b>		<b>III-18</b>	
<b>III-19</b>		<b>III-20</b>	

EX#	Structure	Ex #	Structure
<b>III-21</b>		<b>III-22</b>	
<b>III-23</b>		<b>III-24</b>	
<b>III-25</b>		<b>III-26</b>	
<b>III-27</b>		<b>III-28</b>	
<b>III-29</b>		<b>III-30</b>	

EX#	Structure	Ex #	Structure
<b>III-31</b>		<b>III-32</b>	
<b>III-33</b>		<b>III-34</b>	
<b>III-35</b>		<b>III-36</b>	
<b>III-37</b>		<b>III-38</b>	
<b>III-39</b>		<b>III-40</b>	

EX#	Structure	Ex #	Structure
<b>III-41</b>		<b>III-42</b>	
<b>III-43</b>		<b>III-44</b>	
<b>III-45</b>		<b>III-46</b>	
<b>III-47</b>		<b>III-48</b>	
<b>III-49</b>		<b>III-50</b>	

EX#	Structure	Ex #	Structure
III-51		III-52	
III-53			

wherein the compound may be optionally be present in the form of salts.

16. A compound of general formula (I) according to anyone of claims 1 to 15 - or the pharmaceutically acceptable salts thereof - for use in the treatment and/or prevention of cancer.
17. Pharmaceutical preparation comprising as active substance one or more compounds of general formula (I) according to anyone of claims 1 to 15 optionally in combination with conventional excipients and/or carriers.
18. Pharmaceutical preparation comprising a compound of general formula (I) according to anyone of claims 1 to 15 - or one of the pharmaceutically acceptable salts thereof - and at least one other cytostatic or cytotoxic active substance, different from formula (I).
19. A compound of general formula (I) according to anyone of claims 1 to 15 - or the pharmaceutically acceptable salts thereof - for use as medicaments.



20. A compound of general formula (I) according to anyone of claims 1 to 15  
- or the pharmaceutically acceptable salts thereof - for use in the treatment of  
hematopoietic malignancies.
21. A compound of general formula (I) according to anyone of claims 1 to 15  
5 - or the pharmaceutically acceptable salts thereof - for use in the treatment of  
AML or MM.
22. A compound of general formula (I) according to anyone of claims 1 to 15  
- or the pharmaceutically acceptable salts thereof - for use in the treatment of  
lung, liver, colon, brain, thyroid, pancreas, breast, ovary and prostate cancer.

10