

(19) **DANMARK**

(10) **DK/EP 3728271 T3**



(12) **Oversættelse af
europæisk patentskrift**

Patent- og
Varemærkestyrelsen

-
- (51) Int.Cl.: **C 07 D 498/22 (2006.01)** **A 61 K 31/5383 (2006.01)** **A 61 P 35/00 (2006.01)**
- (45) Oversættelsen bekendtgjort den: **2022-12-19**
- (80) Dato for Den Europæiske Patentmyndigheds bekendtgørelse om meddelelse af patentet: **2022-09-28**
- (86) Europæisk ansøgning nr.: **18893293.3**
- (86) Europæisk indleveringsdag: **2018-12-18**
- (87) Den europæiske ansøgnings publiceringsdag: **2020-10-28**
- (86) International ansøgning nr.: **US2018066158**
- (87) Internationalt publikationsnr.: **WO2019126121**
- (30) Prioritet: **2017-12-19 US 201762607528 P** **2018-09-05 US 201862727124 P**
2018-12-13 US 201862779283 P
- (84) Designerede stater: **AL AT BE BG CH CY CZ DE DK EE ES FI FR GB GR HR HU IE IS IT LI LT LU LV MC MK MT NL NO PL PT RO RS SE SI SK SM TR**
- (73) Patenthaver: **Turning Point Therapeutics, Inc., 10628 Science Center Drive, Ste. 200, San Diego, CA 92121, USA**
- (72) Opfinder: **ROGERS, Evan W., 10628 Science Center Drive, Ste. 200, San Diego, California 92121, USA**
CUI, Jingrong Jean, 10628 Science Center Drive, Ste. 200, San Diego, California 92121, USA
ZHAI, Dayong, 10628 Science Center Drive, Ste. 200, San Diego, California 92121, USA
ZHANG, Han, 10628 Science Center Drive, Ste. 200, San Diego, California 92121, USA
UNG, Jane, 10628 Science Center Drive, Ste. 200, San Diego, California 92121, USA
DENG, Wei, 10628 Science Center Drive, Ste. 200, San Diego, California 92121, USA
WHITTEN, Jeffrey, 10628 Science Center Drive, Ste. 200, San Diego, California 92121, USA
- (74) Fuldmægtig i Danmark: **Zacco Denmark A/S, Arne Jacobsens Allé 15, 2300 København S, Danmark**
- (54) Benævnelse: **Makrocycliske forbindelser til behandling af sygdomme**
- (56) Fremdragne publikationer:
WO-A2-2015/112806
US-A- 5 639 778
DATABASE PubChem compound 11 December 2015 (2015-12-11), "1-(5-Methyl-1,6,7,8-tetrahydropyrrolo[2,3-g]quinolin-3-yl)ethanone", XP055619992, retrieved from NCBI Database accession no. 98009788
DATABASE PubChem substance 26 November 2017 (2017-11-26), "08O3FQ4UNP", XP055619994, retrieved from NCBI Database accession no. 348351330
DATABASE PubChem substance 9 November 2017 (2017-11-09), "S8583", XP055619997, retrieved from NCBI Database accession no. 347915314

DESCRIPTION

TECHNICAL FIELD

[0001] The present disclosure relates to certain macrocyclic derivatives, pharmaceutical compositions containing them, and such compounds for use in methods of treating disease, such as cancer.

BACKGROUND

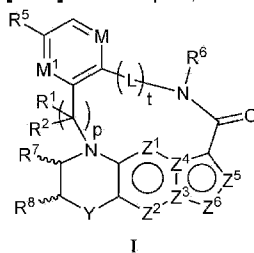
[0002] Protein kinases regulate various functions in the cell including cell growth, proliferation and survival. Dysregulation of protein kinases is often the cause of many solid malignancies (Manning G. et al. *Science*. 2002, 298, 1912-1934). The use of protein kinase inhibitors has led to substantial clinical benefit in patients harboring oncogenic aberrations. More than thirty protein kinase inhibitors have been approved for clinical treatment of cancer (Berndt N. et al. *Curr. Opin. Chem. Biol.* 2017, 39:126-132). RET is a receptor tyrosine kinase that was initially discovered in 1985 through transfection of NIH3T3 cells with human lymphoma DNA (Takahashi, M. et al. *Cell*. 1985, 42:581-588.). RET is expressed with its highest levels in early embryogenesis (during which it has diverse roles in different tissues) and decreases to relatively low levels in normal adult tissues Pachnis, V., et al. *Development* 1993, 119, 1005-1017). RET plays a critical role in the development of enteric nervous system and kidneys during embryogenesis (Schuchardt, A. et al. *Nature* 1994, 367:380-383). RET activation regulates the downstream signalling pathways (RAS/MAPK/ERK, PI3K/AKT, and JAK-STAT etc.), leading to cellular proliferation, migration, and differentiation (Mulligan, LM. *Nat Rev Cancer*. 2014, 14(3):173-86).

[0003] Gain-of-function mutations of RET with constitutive activation have been found in heritable and sporadic tumors including activating point mutations within the full-length RET protein or genomic rearrangements that produce chimeric RET oncoproteins in the cytosol. The heritable oncogenic *RET* mutations are found in multiple endocrine neoplasia type 2 (MEN2) including medullary thyroid cancer (MTC) and familial MTC with more than 80 pathogenic variants spanning *RET* exons 5-16 reported (Mulligan, LM. *Nat Rev Cancer*. 2014, 14(3):173-86). Among them, RET M918T and RET A883F are found in 40-65% of sporadic MTC. The somatic mutation, chimeric RET fusion oncoproteins have been identified in sporadic tumors. The *RET* rearrangements are originally reported in papillary thyroid cancers (PTCs) (Grieco, M. et al. *Cell*. 1990, 23; 60 (4):557-63.). The resulting fusion transcripts composed of the 3' end of RET kinase domain and the 5' end of separate partner genes (CCDC6, NCOA4, TRIM24, TRIM33, PRKAR1A, GOLGA5, KTN1, ERC1, MBD1, and TRIM27 etc.). RET fusions are identified in approximately 20%-40% of PTCs, and CCDC6-RET and NCOA4-RET are the most commonly identified RET fusions in PTCs (Drilon A, et al. *Nat Rev Clin Oncol*. 2017 Nov 14. doi: 10.1038/nrclinonc.2017.175). RET gene fusions are also found in approximately 1%-2% of non-small cell lung cancer (NSCLC) (Gainor JF, Shaw AT. *Oncologist*. 2013, 18(7):865-75), and over 50% of RET fusions in NSCLC is KIF5B-RET, representing the most frequent RET fusion form. However, the RET inhibitors have relatively low response rates and short treatment duration in the treatment of NSCLC patients with KIF5B-RET fusion gene in multiple clinical trials (Drilon, A. *Nat Rev Clin Oncol*. 2017 Nov 14. doi:10.1038/nrclinonc. 2017.175). It was reported that the kinesin and kinase domains of KIF5B-RET act together to establish an emergent microtubule and RAB-vesicle-dependent RET-SRC-EGFR-FGFR signaling hub (Das TK and Cagan RL *Cell Rep*. 2017, 20(10):2368-2383). The inhibition of SRC kinase will have the potential to stop the recruitment of multiple RTKs via the N terminus of the KIF5B-RET fusion protein and the oncogenic signaling to increase the therapeutic efficiency of RET inhibitors. In addition, Src family tyrosine kinases regulate MTC cellular proliferation *in vitro* and mediate growth signals by increasing DNA synthesis and decreasing apoptosis (Liu Z, et al. *J. Clin. Endocrinol. Metab.* 2004, 89, 3503-3509). Therefore, a dual inhibitor of RET and SRC represents a highly desired therapeutic intervention to maximally target abnormal RET signaling in cancers.

[0004] WO 2015/112806 A2 describes certain diaryl macrocyclic compounds. Such compounds are useful for treating cancer, pain, neurological diseases, autoimmune diseases and inflammation.

SUMMARY

[0005] In one aspect, the disclosure relates to a compound of the formula I



wherein

L is independently -C(R¹)(R²)- or X;

X is -O-, -S-, -S(O)- or -S(O)₂-;

each R¹ and R² is independently H, deuterium, halogen, C₁-C₆ alkyl, C₂-C₆ alkenyl, C₂-C₆ alkynyl, C₃-C₆ cycloalkyl, 3- to 7-membered heterocycloalkyl, C₆-C₁₀ aryl, or mono- or bicyclic heteroaryl, -OR^a, -OC(O)R^a, -OC(O)R^a, -OC(O)NR^{aR}^b, -OS(O)R^a, -OS(O)₂R^a, -SR^a, -S(O)R^a, -S(O)₂R^a, -S(O)NR^{aR}^b, -S(O)₂NR^{aR}^b, -OS(O)NR^{aR}^b, -OS(O)₂NR^{aR}^b, -NR^{aR}^b, -NR^{aC}(O)R^b, -NR^{aC}(O)OR^b, -NR^{aC}(O)NR^{aR}^b, -NR^{aS}(O)R^b, -NR^{aS}(O)₂R^b, -NR^{aS}(O)NR^{aR}^b, -NR^{aS}(O)₂NR^{aR}^b, -C(O)R^a, -C(O)OR^a, -C(O)NR^{aR}^b, -PR^{aR}^b, -P(O)R^{aR}^b, -P(O)₂R^{aR}^b, -P(O)NR^{aR}^b, -P(O)₂NR^{aR}^b, -P(O)OR^a, -P(O)₂OR^a, -CN, or -NO₂, or R¹ and R² taken together with the carbon or carbons to which they are attached form a C₃-C₆ cycloalkyl or a 4- to 6-membered heterocycloalkyl, wherein each hydrogen atom in C₁-C₆ alkyl, C₂-C₆ alkenyl, C₂-C₆ alkynyl, C₃-C₆ cycloalkyl, 3- to 7-membered heterocycloalkyl, C₆-C₁₀ aryl, mono- or bicyclic heteroaryl, 4- to 6-membered heterocycloalkyl is independently optionally substituted by deuterium, halogen, C₁-C₆ alkyl, C₁-C₆ haloalkyl, -OR^e, -OC(O)R^e, -OC(O)NR^{eR}^f, -OC(=N)NR^{eR}^f, -OS(O)R^e, -OS(O)₂R^e, -OS(O)NR^{eR}^f, -OS(O)₂NR^{eR}^f, -SR^e, -S(O)R^e, -S(O)₂R^e, -S(O)NR^{eR}^f, -S(O)₂NR^{eR}^f, -NR^{eR}^f, -NR^{eC}(O)R^f, -NR^{eC}(O)OR^f, -NR^{eC}(O)NR^{eR}^f, -NR^{eS}(O)R^f, -NR^{eS}(O)₂R^f, -NR^{eS}(O)NR^{eR}^f, -NR^{eS}(O)₂NR^{eR}^f, -C(O)R^e, -C(O)OR^e, -C(O)NR^{eR}^f, -PR^{eR}^f, -P(O)R^{eR}^f, -P(O)₂R^{eR}^f, -P(O)NR^{eR}^f, -P(O)₂NR^{eR}^f, -P(O)OR^e, -P(O)₂OR^e, -CN, or -NO₂;

M is CR³ or N;

M¹ is CR⁴;

each R³, R⁴, and R⁵ is independently hydrogen, deuterium, halogen, -OR^c, -OC(O)R^e, -OC(O)NR^{cR}^d, -OC(=N)NR^{cR}^d, -OS(O)R^c, -OS(O)₂R^e, -OS(O)NR^{cR}^d, -OS(O)₂NR^{cR}^d, -SR^c, -S(O)R^e, -S(O)₂R^e, -S(O)NR^{cR}^d, -S(O)₂NR^{cR}^d, -NR^{cR}^d, -NR^{cC}(O)R^d, -NR^{cC}(O)OR^d, -NR^{cC}(O)NR^{cR}^d, -NR^{cC}(=N)NR^{cR}^d, -NR^{cS}(O)R^d, -NR^{cS}(O)₂R^d, -NR^{cS}(O)NR^{cR}^d, -NR^{cS}(O)₂NR^{cR}^d, -C(O)R^e, -C(O)OR^c, -C(O)NR^{cR}^d, -C(=N)NR^{cR}^d, -PR^{cR}^d, -P(O)R^{cR}^d, -P(O)₂R^{cR}^d, -P(O)NR^{cR}^d, -P(O)₂NR^{cR}^d, -P(O)OR^c, -P(O)₂OR^c, -CN, -NO₂, C₁-C₆ alkyl, C₂-C₆ alkenyl, C₂-C₆ alkynyl, C₃-C₆ cycloalkyl, 3- to 7-membered heterocycloalkyl, C₆-C₁₀ aryl, or mono- or bicyclic heteroaryl, or R⁴ and R⁵ taken together with the ring to which they are attached form a C₅-C₈ cycloalkyl, or a 5- to 8-membered heterocycloalkyl, wherein each hydrogen atom in C₁-C₆ alkyl, C₂-C₆ alkenyl, C₂-C₆ alkynyl, C₃-C₆ cycloalkyl, 3- to 7-membered heterocycloalkyl, C₆-C₁₀ aryl, mono- or bicyclic heteroaryl, C₅-C₈ cycloalkyl, or 5- to 8-membered heterocycloalkyl is independently optionally substituted by deuterium, halogen, C₁-C₆ alkyl, C₁-C₆ haloalkyl, -OR^e, -OC(O)R^e, -OC(O)NR^{eR}^f, -OC(=N)NR^{eR}^f, -OS(O)R^e, -OS(O)₂R^e, -OS(O)NR^{eR}^f, -OS(O)₂NR^{eR}^f, -SR^e, -S(O)R^e, -S(O)₂R^e, -S(O)NR^{eR}^f, -S(O)₂NR^{eR}^f, -NR^{eR}^f, -NR^{eC}(O)R^f, -NR^{eC}(O)OR^f, -NR^{eC}(O)NR^{eR}^f, -NR^{eS}(O)R^f, -NR^{eS}(O)₂R^f, -NR^{eS}(O)NR^{eR}^f, -NR^{eS}(O)₂NR^{eR}^f, -C(O)R^e, -C(O)OR^e, -C(O)NR^{eR}^f, -PR^{eR}^f, -P(O)R^{eR}^f, -P(O)₂R^{eR}^f, -P(O)NR^{eR}^f, -P(O)₂NR^{eR}^f, -P(O)OR^e, -P(O)₂OR^e, -CN, or -NO₂;

R⁶ is H, deuterium, C₁-C₆ alkyl, C₂-C₆ alkenyl, C₂-C₆ alkynyl, C₃-C₆ cycloalkyl, 3- to 7-membered heterocycloalkyl, C₆-C₁₀ aryl, or mono- or bicyclic heteroaryl, wherein each hydrogen atom in C₁-C₆ alkyl, C₂-C₆ alkenyl, C₂-C₆ alkynyl, C₃-C₆ cycloalkyl, 3- to 7-membered heterocycloalkyl, C₆-C₁₀ aryl, or mono- or bicyclic heteroaryl is independently optionally substituted by deuterium, halogen, -OR^e, -OC(O)R^e, -OC(O)NR^{eR}^f, -OC(=N)NR^{eR}^f, -OS(O)R^e, -OS(O)₂R^e, -OS(O)NR^{eR}^f, -OS(O)₂NR^{eR}^f, -SR^e, -S(O)R^e, -S(O)₂R^e, -S(O)NR^{eR}^f, -S(O)₂NR^{eR}^f, -NR^{eR}^f, -NR^{eC}(O)R^f, -NR^{eC}(O)OR^f, -NR^{eC}(O)NR^{eR}^f, -NR^{eS}(O)R^f, -NR^{eS}(O)₂R^f, -NR^{eS}(O)NR^{eR}^f, -NR^{eS}(O)₂NR^{eR}^f, -C(O)R^e, -C(O)OR^e, -C(O)NR^{eR}^f, -PR^{eR}^f, -P(O)R^{eR}^f, -P(O)₂R^{eR}^f, -P(O)NR^{eR}^f, -P(O)₂NR^{eR}^f, -P(O)OR^e, -P(O)₂OR^e, -CN, or -NO₂;

R⁷ and R⁸ combine to form a C₃-C₇ cycloalkyl, a 5- to 8-membered heterocycloalkyl, C₆-C₁₀ aryl, or 5- to 7-membered heteroaryl; wherein each hydrogen atom in C₃-C₇ cycloalkyl, a 5- to 8-membered heterocycloalkyl, C₆-C₁₀ aryl, or 5- to 7-membered heteroaryl is independently optionally substituted by deuterium, halogen, -OR^e, -OC(O)R^e, -OC(O)NR^{eR}^f, -OC(=N)NR^{eR}^f, -OS(O)R^e, -OS(O)₂R^e, -OS(O)NR^{eR}^f, -OS(O)₂NR^{eR}^f, -SR^e, -S(O)R^e, -S(O)₂R^e, -S(O)NR^{eR}^f, -S(O)₂NR^{eR}^f, -NR^{eR}^f, -NR^{eC}(O)R^f, -NR^{eC}(O)OR^f, -NR^{eC}(O)NR^{eR}^f, -NR^{eS}(O)R^f, -NR^{eS}(O)₂R^f, -NR^{eS}(O)NR^{eR}^f, -NR^{eS}(O)₂NR^{eR}^f, -C(O)R^e, -C(O)OR^e, -C(O)NR^{eR}^f, -PR^{eR}^f, -P(O)R^{eR}^f, -P(O)₂R^{eR}^f, -P(O)NR^{eR}^f, -P(O)₂NR^{eR}^f, -P(O)OR^e, -P(O)₂OR^e, -CN, or -NO₂;

Y is O, S, NR⁹, or CR⁹R¹⁰;

R⁹ and R¹⁰ are each independently H, deuterium, halogen, C₁-C₆ alkyl, C₂-C₆ alkenyl, C₂-C₆ alkynyl, C₃-C₆ cycloalkyl, 3- to 7-membered heterocycloalkyl, C₆-C₁₀ aryl, or mono- or bicyclic heteroaryl, wherein each hydrogen atom in C₁-C₆ alkyl, C₂-C₆ alkenyl, C₂-C₆ alkynyl, C₃-C₆ cycloalkyl, 3- to 7-membered heterocycloalkyl, C₆-C₁₀ aryl, or mono- or bicyclic heteroaryl is optionally substituted by

a halogen, $-OR^e$, $-OC(O)R^e$, $-OC(O)NR^eR^f$, $-OC(=N)NR^eR^f$, $-OS(O)R^e$, $-OS(O)_2R^e$, $-OS(O)NR^eR^f$, $-OS(O)_2NR^eR^f$, $-SR^e$, $-S(O)R^e$, $-S(O)_2R^e$, $-S(O)NR^eR^f$, $-S(O)_2NR^eR^f$, $-NR^eR^f$, $-NR^eC(O)R^f$, $-NR^eC(O)OR^f$, $-NR^eC(O)NR^eR^f$, $-NR^eS(O)R^f$, $-NR^eS(O)_2R^f$, $-NR^eS(O)NR^eR^f$, $-NR^eS(O)_2NR^eR^f$, $-C(O)R^e$, $-C(O)OR^e$, $-C(O)NR^eR^f$, $-PR^eR^f$, $-P(O)R^eR^f$, $-P(O)_2R^eR^f$, $-P(O)NR^eR^f$, $-P(O)_2NR^eR^f$, $-P(O)OR^e$, or $-P(O)_2OR^e$;

each R^a , R^b , R^c , R^d , R^e , and R^f is independently selected from the group consisting of H, deuterium, C_1 - C_6 alkyl, C_2 - C_6 alkenyl, C_2 - C_6 alkynyl, C_3 - C_6 cycloalkyl, 3- to 7-membered heterocycloalkyl, C_6 - C_{10} aryl, 5- to 7- membered heteroaryl;

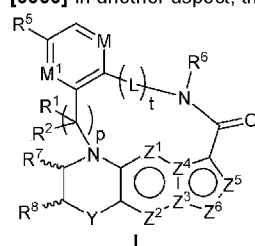
each of Z^1 , Z^2 , Z^3 , Z^4 , Z^5 , and Z^6 is independently N, NH, C or CH;

p is 1, 2, 3, or 4; and

t is 1, 2, 3, 4, or 5;

or a pharmaceutically acceptable salt thereof.

[0006] In another aspect, the disclosure relates to a compound of the formula I



wherein

L is independently $-C(R^1)(R^2)-$ or X;

X is O, S, S(O) or S(O)₂;

each R^1 and R^2 is independently H, deuterium, halogen, C_1 - C_6 alkyl, C_2 - C_6 alkenyl, C_2 - C_6 alkynyl, C_3 - C_6 cycloalkyl, 3- to 7-membered heterocycloalkyl, C_6 - C_{10} aryl, or mono- or bicyclic heteroaryl, $-OR^a$, $-OC(O)R^a$, $-OC(O)NR^aR^b$, $-OS(O)R^a$, $-OS(O)_2R^a$, $-SR^a$, $-S(O)R^a$, $-S(O)_2R^a$, $-S(O)NR^aR^b$, $-S(O)_2NR^aR^b$, $-OS(O)NR^aR^b$, $-OS(O)_2NR^aR^b$, $-NR^aR^b$, $-NR^aC(O)R^b$, $-NR^aC(O)OR^b$, $-NR^aC(O)NR^aR^b$, $-NR^aS(O)R^b$, $-NR^aS(O)_2R^b$, $-NR^aS(O)NR^aR^b$, $-NR^aS(O)_2NR^aR^b$, $-C(O)R^a$, $-C(O)OR^a$, $-C(O)NR^aR^b$, $-PR^aR^b$, $-P(O)R^aR^b$, $-P(O)_2R^aR^b$, $-P(O)NR^aR^b$, $-P(O)_2NR^aR^b$, $-P(O)OR^a$, $-P(O)_2OR^a$, $-CN$, or $-NO_2$, or R^1 and R^2 taken together with the carbon or carbons to which they are attached form a C_3 - C_6 cycloalkyl or a 4- to 6-membered heterocycloalkyl, wherein each hydrogen atom in C_1 - C_6 alkyl, C_2 - C_6 alkenyl, C_2 - C_6 alkynyl, C_3 - C_6 cycloalkyl, 3- to 7-membered heterocycloalkyl, C_6 - C_{10} aryl, mono- or bicyclic heteroaryl, 4- to 6-membered heterocycloalkyl is independently optionally substituted by deuterium, halogen, C_1 - C_6 alkyl, C_1 - C_6 haloalkyl, C_3 - C_6 cycloalkyl, 3- to 7-membered heterocycloalkyl, $-OR^e$, $-OC(O)R^e$, $-OC(O)NR^eR^f$, $-OC(=N)NR^eR^f$, $-OS(O)R^e$, $-OS(O)_2R^e$, $-OS(O)NR^eR^f$, $-OS(O)_2NR^eR^f$, $-SR^e$, $-S(O)R^e$, $-S(O)_2R^e$, $-S(O)NR^eR^f$, $-S(O)_2NR^eR^f$, $-NR^eR^f$, $-NR^eC(O)R^f$, $-NR^eC(O)OR^f$, $-NR^eC(O)NR^eR^f$, $-NR^eS(O)R^f$, $-NR^eS(O)_2R^f$, $-NR^eS(O)NR^eR^f$, $-NR^eS(O)_2NR^eR^f$, $-C(O)R^e$, $-C(O)OR^e$, $-C(O)NR^eR^f$, $-PR^eR^f$, $-P(O)R^eR^f$, $-P(O)_2R^eR^f$, $-P(O)NR^eR^f$, $-P(O)_2NR^eR^f$, $-P(O)OR^e$, $-P(O)_2OR^e$, $-CN$, or $-NO_2$;

M is CR^3 or N;

M^1 is CR^4 ;

each R^3 , R^4 , and R^5 is independently hydrogen, deuterium, halogen, $-OR^c$, $-OC(O)R^e$, $-OC(O)NR^cR^d$, $-OC(=N)NR^cR^d$, $-OS(O)R^c$, $-OS(O)_2R^e$, $-OS(O)NR^cR^d$, $-OS(O)_2NR^cR^d$, $-SR^c$, $-S(O)R^e$, $-S(O)_2R^c$, $-S(O)NR^cR^d$, $-S(O)_2NR^cR^d$, $-NR^cR^d$, $-NR^cC(O)R^d$, $-NR^cC(O)OR^d$, $-NR^cC(O)NR^cR^d$, $-NR^cC(=N)NR^cR^d$, $-NR^cS(O)R^d$, $-NR^cS(O)_2R^d$, $-NR^cS(O)NR^cR^d$, $-NR^cS(O)_2NR^cR^d$, $-C(O)R^e$, $-C(O)OR^c$, $-C(O)NR^cR^d$, $-C(=N)NR^cR^d$, $-PR^cR^d$, $-P(O)R^cR^d$, $-P(O)_2R^cR^d$, $-P(O)NR^cR^d$, $-P(O)_2NR^cR^d$, $-P(O)OR^c$, $-P(O)_2OR^c$, $-CN$, $-NO_2$, C_1 - C_6 alkyl, C_2 - C_6 alkenyl, C_2 - C_6 alkynyl, C_3 - C_6 cycloalkyl, 3- to 7-membered heterocycloalkyl, C_6 - C_{10} aryl, or mono- or bicyclic heteroaryl, or R^4 and R^5 taken together with the ring to which they are attached form a C_5 - C_8 cycloalkyl, or a 5- to 8-membered heterocycloalkyl, wherein each hydrogen atom in C_1 - C_6 alkyl, C_2 - C_6 alkenyl, C_2 - C_6 alkynyl, C_3 - C_6 cycloalkyl, 3- to 7-membered heterocycloalkyl, C_6 - C_{10} aryl, mono- or bicyclic heteroaryl, C_5 - C_8 cycloalkyl, or 5- to 8-membered heterocycloalkyl is independently optionally substituted by deuterium, halogen, C_1 - C_6 alkyl, C_1 - C_6 haloalkyl, $-OR^e$, $-OC(O)R^e$, $-OC(O)NR^eR^f$, $-OC(=N)NR^eR^f$, $-OS(O)R^e$, $-OS(O)_2R^e$, $-OS(O)NR^eR^f$, $-OS(O)_2NR^eR^f$, $-SR^e$, $-S(O)R^e$, $-S(O)_2R^e$, $-S(O)NR^eR^f$, $-S(O)_2NR^eR^f$, $-NR^eR^f$, $-NR^eC(O)R^f$, $-NR^eC(O)OR^f$, $-NR^eC(O)NR^eR^f$, $-NR^eS(O)R^f$, $-NR^eS(O)_2R^f$, $-NR^eS(O)NR^eR^f$, $-NR^eS(O)_2NR^eR^f$, $-C(O)R^e$, $-C(O)OR^e$, $-C(O)NR^eR^f$, $-PR^eR^f$, $-P(O)R^eR^f$, $-P(O)_2R^eR^f$, $-P(O)NR^eR^f$, $-P(O)_2NR^eR^f$, $-P(O)OR^e$, $-P(O)_2OR^e$, $-CN$, or $-NO_2$;

OS(O)₂NR^eR^f, -SR^e, -S(O)R^e, -S(O)₂R^e, -S(O)NR^eR^f, -S(O)₂NR^eR^f, -NR^eR^f, -NR^eC(O)R^f, -NR^eC(O)OR^f, -NR^eC(O)NR^eR^f, -NR^eS(O)R^f, -NR^eS(O)₂R^f, -NR^eS(O)NR^eR^f, -NR^eS(O)₂NR^eR^f, -C(O)R^e, -C(O)OR^e, -C(O)NR^eR^f, -PR^eR^f, -P(O)R^eR^f, -P(O)₂R^eR^f, -P(O)NR^eR^f, -P(O)₂NR^eR^f, -P(O)OR^e, -P(O)₂OR^e, -CN, or -NO₂;

R⁶ is H, deuterium, C₁-C₆ alkyl, C₂-C₆ alkenyl, C₂-C₆ alkynyl, C₃-C₆ cycloalkyl, 3- to 7-membered heterocycloalkyl, C₆-C₁₀ aryl, or mono- or bicyclic heteroaryl, wherein each hydrogen atom in C₁-C₆ alkyl, C₂-C₆ alkenyl, C₂-C₆ alkynyl, C₃-C₆ cycloalkyl, 3- to 7-membered heterocycloalkyl, C₆-C₁₀ aryl, or mono- or bicyclic heteroaryl is independently optionally substituted by deuterium, halogen, C₃-C₆ cycloalkyl, or 5- to 7-membered heterocycloalkyl, -OR^e, -OC(O)R^e, -OC(O)NR^eR^f, -OC(=N)NR^eR^f, -OS(O)R^e, -OS(O)₂R^e, -OS(O)NR^eR^f, -OS(O)₂NR^eR^f, -SR^e, -S(O)R^e, -S(O)₂R^e, -S(O)NR^eR^f, -S(O)₂NR^eR^f, -NR^eR^f, -NR^eC(O)R^f, -NR^eC(O)OR^f, -NR^eC(O)NR^eR^f, -NR^eS(O)R^f, -NR^eS(O)₂R^f, -NR^eS(O)NR^eR^f, -NR^eS(O)₂NR^eR^f, -C(O)R^e, -C(O)OR^e, -C(O)NR^eR^f, -PR^eR^f, -P(O)R^eR^f, -P(O)₂R^eR^f, -P(O)NR^eR^f, -P(O)₂NR^eR^f, -P(O)OR^e, -P(O)₂OR^e, -CN, or -NO₂;

R⁷ and R⁸ combine to form a C₃-C₇ cycloalkyl, a 5- to 8-membered heterocycloalkyl, C₆-C₁₀ aryl, or 5- to 7-membered heteroaryl; wherein each hydrogen atom in C₃-C₇ cycloalkyl, a 5- to 8-membered heterocycloalkyl, C₆-C₁₀ aryl, or 5- to 7-membered heteroaryl is independently optionally substituted by deuterium, halogen, -OR^e, -OC(O)R^e, -OC(O)NR^eR^f, -OC(=N)NR^eR^f, -OS(O)R^e, -OS(O)₂R^e, -OS(O)NR^eR^f, -OS(O)₂NR^eR^f, -SR^e, -S(O)R^e, -S(O)₂R^e, -S(O)NR^eR^f, -S(O)₂NR^eR^f, -NR^eR^f, -NR^eC(O)R^f, -NR^eC(O)OR^f, -NR^eC(O)NR^eR^f, -NR^eS(O)R^f, -NR^eS(O)₂R^f, -NR^eS(O)NR^eR^f, -NR^eS(O)₂NR^eR^f, -C(O)R^e, -C(O)OR^e, -C(O)NR^eR^f, -PR^eR^f, -P(O)R^eR^f, -P(O)₂R^eR^f, -P(O)NR^eR^f, -P(O)₂NR^eR^f, -P(O)OR^e, -P(O)₂OR^e, -CN, or -NO₂;

Y is O, S, NR⁹, or CR⁹R¹⁰;

R⁹ and R¹⁰ are each independently H, deuterium, halogen, C₁-C₆ alkyl, C₂-C₆ alkenyl, C₂-C₆ alkynyl, C₃-C₆ cycloalkyl, 3- to 7-membered heterocycloalkyl, C₆-C₁₀ aryl, or mono- or bicyclic heteroaryl, wherein each hydrogen atom in C₁-C₆ alkyl, C₂-C₆ alkenyl, C₂-C₆ alkynyl, C₃-C₆ cycloalkyl, 3- to 7-membered heterocycloalkyl, C₆-C₁₀ aryl, or mono- or bicyclic heteroaryl is optionally substituted by a halogen, -OR^e, -OC(O)R^e, -OC(O)NR^eR^f, -OC(=N)NR^eR^f, -OS(O)R^e, -OS(O)₂R^e, -OS(O)NR^eR^f, -OS(O)₂NR^eR^f, -SR^e, -S(O)R^e, -S(O)₂R^e, -S(O)NR^eR^f, -S(O)₂NR^eR^f, -NR^eR^f, -NR^eC(O)R^f, -NR^eC(O)OR^f, -NR^eC(O)NR^eR^f, -NR^eS(O)R^f, -NR^eS(O)₂R^f, -NR^eS(O)NR^eR^f, -NR^eS(O)₂NR^eR^f, -C(O)R^e, -C(O)OR^e, -C(O)NR^eR^f, -PR^eR^f, -P(O)R^eR^f, -P(O)₂R^eR^f, -P(O)NR^eR^f, -P(O)₂NR^eR^f, -P(O)OR^e, or -P(O)₂OR^e;

each R^a, R^b, R^c, R^d, R^e, and R^f is independently selected from the group consisting of H, deuterium, C₁-C₆ alkyl, C₂-C₆ alkenyl, C₂-C₆ alkynyl, C₃-C₆ cycloalkyl, 3- to 7-membered heterocycloalkyl, C₆-C₁₀ aryl, 5- to 7-membered heteroaryl;

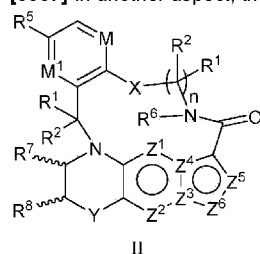
each of Z¹, Z², Z³, Z⁴, Z⁵, and Z⁶ is independently N, NH, C or CH;

p is 1, 2, 3, or 4; and

t is 1, 2, 3, 4, or 5;

or a pharmaceutically acceptable salt thereof.

[0007] In another aspect, the disclosure relates to a compound or a pharmaceutically acceptable salt thereof, having the formula II



wherein

M is CR³ or N;

M¹ is CR⁴;

X is O, S, S(O), or S(O)₂;

each R¹ and R² is independently H, deuterium, C₁-C₆ alkyl, C₂-C₆ alkenyl, C₂-C₆ alkynyl, C₃-C₆ cycloalkyl, C₆-C₁₀ aryl, -OR^a, -SR^a, -NR^aR^b, -C(O)OR^a, -C(O)NR^aR^b; wherein each hydrogen atom in C₁-C₆ alkyl, C₂-C₆ alkenyl, C₂-C₆ alkynyl, C₃-C₆ cycloalkyl and C₆-C₁₀ aryl is independently optionally substituted by deuterium, halogen, -OH, -CN, -OC₁-C₆ alkyl, -NH₂, -OC(O)C₁-C₆ alkyl, -OC(O)N(C₁-C₆ alkyl)₂, -OC(O)NH(C₁-C₆ alkyl), -OC(O)NH₂, -OC(=N)N(C₁-C₆ alkyl)₂, -OC(=N)NH(C₁-C₆ alkyl), -OC(=N)NH₂, -OS(O)C₁-C₆ alkyl, -OS(O)₂C₁-C₆ alkyl, -NH(C₁-C₆ alkyl), -N(C₁-C₆ alkyl)₂, -NHC(O)C₁-C₆ alkyl, -N(C₁-C₆ alkyl)C(O)C₁-C₆ alkyl, -NHC(O)NH₂, -NHC(O)NH(C₁-C₆ alkyl), -N(C₁-C₆ alkyl)C(O)NH₂, -N(C₁-C₆ alkyl)C(O)NH(C₁-C₆ alkyl), -NHC(O)N(C₁-C₆ alkyl)₂, -N(C₁-C₆ alkyl)C(O)N(C₁-C₆ alkyl)₂, -NHC(O)OC₁-C₆ alkyl, -N(C₁-C₆ alkyl)C(O)OC₁-C₆ alkyl, -NHC(O)OH, -N(C₁-C₆ alkyl)C(O)OH, -NHS(O)C₁-C₆ alkyl, -NHS(O)₂C₁-C₆ alkyl, -N(C₁-C₆ alkyl)S(O)C₁-C₆ alkyl, -N(C₁-C₆ alkyl)S(O)₂C₁-C₆ alkyl, -NHS(O)NH₂, -NHS(O)₂NH₂, -N(C₁-C₆ alkyl)S(O)NH₂, -N(C₁-C₆ alkyl)S(O)₂NH₂, -NHS(O)NH(C₁-C₆ alkyl), -NHS(O)₂NH(C₁-C₆ alkyl), -NHS(O)N(C₁-C₆ alkyl)₂, -NHS(O)₂N(C₁-C₆ alkyl)₂, -N(C₁-C₆ alkyl)S(O)NH(C₁-C₆ alkyl), -N(C₁-C₆ alkyl)S(O)₂NH(C₁-C₆ alkyl), -N(C₁-C₆ alkyl)S(O)N(C₁-C₆ alkyl)₂, -N(C₁-C₆ alkyl)S(O)₂N(C₁-C₆ alkyl)₂, -C(O)C₁-C₆ alkyl, -CO₂H, -C(O)OC₁-C₆ alkyl, -C(O)NH₂, -C(O)NH(C₁-C₆ alkyl), -C(O)N(C₁-C₆ alkyl)₂, -SC₁-C₆ alkyl, -S(O)C₁-C₆ alkyl, -S(O)₂C₁-C₆ alkyl, -S(O)NH(C₁-C₆ alkyl), -S(O)₂NH(C₁-C₆ alkyl), -S(O)N(C₁-C₆ alkyl)₂, -S(O)₂N(C₁-C₆ alkyl)₂, -S(O)NH₂, -S(O)₂NH₂, -OS(O)N(C₁-C₆ alkyl)₂, -OS(O)₂N(C₁-C₆ alkyl)₂, -OS(O)NH(C₁-C₆ alkyl), -OS(O)₂NH(C₁-C₆ alkyl), -OS(O)NH₂, -OS(O)₂NH₂, -P(C₁-C₆ alkyl)₂, -P(O)(C₁-C₆ alkyl)₂, C₃-C₆ cycloalkyl, or 3- to 7-membered heterocycloalkyl;

R³, R⁴, and R⁵ are each independently H, fluoro, chloro, bromo, C₁-C₆ alkyl, -OH, -CN, -OC₁-C₆ alkyl, -NHC₁-C₆ alkyl, -N(C₁-C₆ alkyl)₂ or -CF₃;

R⁶ is H, C₁-C₆ alkyl or 3- to 7-membered heterocycloalkyl, wherein each hydrogen atom in C₁-C₆ alkyl or 3- to 7-membered heterocycloalkyl is independently optionally substituted by halogen, -OH, -CN, -OC₁-C₆ alkyl, -NH₂, -NH(C₁-C₆ alkyl), -N(C₁-C₆ alkyl)₂, -CO₂H, -C(O)OC₁-C₆ alkyl, -C(O)NH₂, -C(O)NH(C₁-C₆ alkyl), -C(O)N(C₁-C₆ alkyl)₂, C₃-C₆ cycloalkyl, or monocyclic 5- to 7-membered heterocycloalkyl;

R⁷ and R⁸ combine to form a C₃-C₇ cycloalkyl, a 5- to 8-membered heterocycloalkyl, C₆-C₁₀ aryl, or 5- to 7-membered heteroaryl; wherein each hydrogen atom in C₃-C₇ cycloalkyl, a 5- to 8-membered heterocycloalkyl, C₆-C₁₀ aryl, or 5- to 7-membered heteroaryl is independently optionally substituted by deuterium, halogen, -OH, -OC₁-C₆ alkyl, -OC(O)C₁-C₆ alkyl, -OC(O)NH₂, -OC(O)NH(C₁-C₆ alkyl), -OC(O)N(C₁-C₆ alkyl)₂, -OC(=N)NH₂, -OC(=N)NH(C₁-C₆ alkyl), -OC(=N)N(C₁-C₆ alkyl)₂, -OS(O)C₁-C₆ alkyl, -OS(O)₂C₁-C₆ alkyl, -OS(O)NH₂, -OS(O)NH(C₁-C₆ alkyl), -OS(O)N(C₁-C₆ alkyl)₂, -OS(O)₂NH₂, -OS(O)₂NH(C₁-C₆ alkyl), -OS(O)₂N(C₁-C₆ alkyl)₂, -SH, -SC₁-C₆ alkyl, -S(O)C₁-C₆ alkyl, -S(O)₂C₁-C₆ alkyl, -S(O)NH₂, -S(O)NH(C₁-C₆ alkyl), -S(O)(C₁-C₆ alkyl)₂, -S(O)₂NH₂, -S(O)₂NH(C₁-C₆ alkyl), -S(O)₂N(C₁-C₆ alkyl)₂, -NH₂, -NH(C₁-C₆ alkyl), -N(C₁-C₆ alkyl)₂, -NHC(O)C₁-C₆ alkyl, -N(C₁-C₆ alkyl)C(O)C₁-C₆ alkyl, -NHC(O)OH, -NHC(O)OC₁-C₆ alkyl, -N(C₁-C₆ alkyl)C(O)OH, -N(C₁-C₆ alkyl)C(O)OC₁-C₆ alkyl, -NHC(O)NH₂, -NHC(O)NH(C₁-C₆ alkyl), -NHC(O)N(C₁-C₆ alkyl)₂, -N(C₁-C₆ alkyl)C(O)NH₂, -N(C₁-C₆ alkyl)C(O)NH(C₁-C₆ alkyl), -N(C₁-C₆ alkyl)C(O)N(C₁-C₆ alkyl)₂, -NHS(O)C₁-C₆ alkyl, -N(C₁-C₆ alkyl)S(O)C₁-C₆ alkyl, -NHS(O)₂C₁-C₆ alkyl, -N(C₁-C₆ alkyl)S(O)₂C₁-C₆ alkyl, -NHS(O)NH₂, -NHS(O)NH(C₁-C₆ alkyl), -NHS(O)N(C₁-C₆ alkyl)₂, -N(C₁-C₆ alkyl)S(O)NH₂, -N(C₁-C₆ alkyl)S(O)NH(C₁-C₆ alkyl), -N(C₁-C₆ alkyl)S(O)N(C₁-C₆ alkyl)₂, -NHS(O)₂NH₂, -NHS(O)₂NH(C₁-C₆ alkyl), -NHS(O)₂N(C₁-C₆ alkyl)₂, -N(C₁-C₆ alkyl)S(O)₂NH₂, -N(C₁-C₆ alkyl)S(O)₂NH(C₁-C₆ alkyl), -N(C₁-C₆ alkyl)S(O)₂N(C₁-C₆ alkyl)₂, -C(O)C₁-C₆ alkyl, -C(O)OC₁-C₆ alkyl, -C(O)NH₂, -C(O)NH(C₁-C₆ alkyl), -C(O)N(C₁-C₆ alkyl)₂, -P(C₁-C₆ alkyl)₂, -P(O)(C₁-C₆ alkyl)₂, -P(O)₂(C₁-C₆ alkyl)₂, -P(O)NH₂, -P(O)NH(C₁-C₆ alkyl), -P(O)N(C₁-C₆ alkyl)₂, -P(O)₂NH₂, -P(O)₂NH(C₁-C₆ alkyl), -P(O)₂N(C₁-C₆ alkyl)₂, -P(O)OH, -P(O)OC₁-C₆ alkyl, -P(O)₂OH, -P(O)₂OC₁-C₆ alkyl, -CN, or -NO₂;

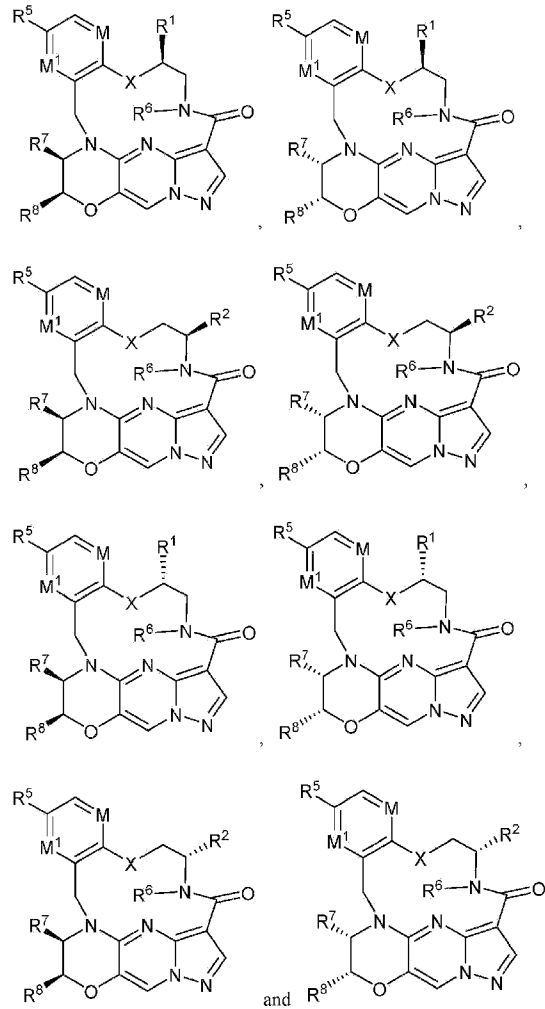
Y is O, S, NR⁹, or CR⁹R¹⁰;

R⁹ and R¹⁰ are each independently H, deuterium, halogen, or C₁-C₆ alkyl, wherein each hydrogen atom in C₁-C₆ alkyl is optionally substituted by a halogen, -OH, -OC₁-C₆ alkyl, -OC(O)C₁-C₆ alkyl, -OC(O)N(C₁-C₆ alkyl)₂, -OC(O)NH(C₁-C₆ alkyl), -OC(O)NH₂, -OC(=N)N(C₁-C₆ alkyl)₂, -OC(=N)NH(C₁-C₆ alkyl), -OC(=N)NH₂, -OS(O)C₁-C₆ alkyl, -OS(O)₂C₁-C₆ alkyl, -OS(O)N(C₁-C₆ alkyl)₂, -OS(O)NH(C₁-C₆ alkyl), -OS(O)NH₂, -OS(O)₂N(C₁-C₆ alkyl)₂, -OS(O)₂NH(C₁-C₆ alkyl), -OS(O)₂NH₂, -SH, -SC₁-C₆ alkyl, -S(O)C₁-C₆ alkyl, -S(O)₂C₁-C₆ alkyl, -S(O)N(C₁-C₆ alkyl)₂, -S(O)NH(C₁-C₆ alkyl), -S(O)NH₂, -S(O)₂N(C₁-C₆ alkyl)₂, -S(O)₂NH(C₁-C₆ alkyl), -S(O)₂NH₂, -N(C₁-C₆ alkyl)₂, -NH(C₁-C₆ alkyl), -NH₂, -N(C₁-C₆ alkyl)C(O)C₁-C₆ alkyl, -NHC(O)C₁-C₆ alkyl, -N(C₁-C₆ alkyl)C(O)OC₁-C₆ alkyl, -N(C₁-C₆ alkyl)C(O)OH, -NHC(O)OC₁-C₆ alkyl, -NHC(O)OH, -N(C₁-C₆ alkyl)C(O)N(C₁-C₆ alkyl)₂, -N(C₁-C₆ alkyl)C(O)NH(C₁-C₆ alkyl), -N(C₁-C₆ alkyl)C(O)NH₂, -NHC(O)N(C₁-C₆ alkyl)₂, -NHC(O)NH(C₁-C₆ alkyl), -NHC(O)NH₂, -N(C₁-C₆ alkyl)S(O)C₁-C₆ alkyl, -NHS(O)C₁-C₆ alkyl, -N(C₁-C₆ alkyl)S(O)₂C₁-C₆ alkyl, -NHS(O)₂C₁-C₆ alkyl, -N(C₁-C₆ alkyl)S(O)N(C₁-C₆ alkyl)₂, -N(C₁-C₆ alkyl)S(O)NH(C₁-C₆ alkyl), -N(C₁-C₆ alkyl)S(O)NH₂, -NHS(O)N(C₁-C₆ alkyl)₂, -NHS(O)NH(C₁-C₆ alkyl), -NHS(O)NH₂, -N(C₁-C₆ alkyl)S(O)₂N(C₁-C₆ alkyl)₂, -N(C₁-C₆ alkyl)S(O)₂NH(C₁-C₆ alkyl), -N(C₁-C₆ alkyl)S(O)₂NH₂, -NHS(O)₂N(C₁-C₆ alkyl)₂, -NHS(O)₂NH(C₁-C₆ alkyl), -NHS(O)₂NH₂, -C(O)C₁-C₆ alkyl, -C(O)OC₁-C₆ alkyl, -C(O)N(C₁-C₆ alkyl)₂, -C(O)NH(C₁-C₆ alkyl), -C(O)NH₂, -P(C₁-C₆ alkyl)₂, -P(O)(C₁-C₆ alkyl)₂, -P(O)₂(C₁-C₆ alkyl)₂, -P(O)N(C₁-C₆ alkyl)₂, -P(O)₂N(C₁-C₆ alkyl)₂, -P(O)OC₁-C₆ alkyl, or -P(O)₂OC₁-C₆ alkyl;

each of Z¹, Z², Z³, Z⁴, Z⁵, and Z⁶ is independently N, NH, C or CH; and

n is 2 or 3.

[0008] In another aspect, the disclosure relates to a compound selected from the group consisting of



wherein

M is CR³ or N;

M¹ is CR⁴;

X is O, S, S(O), or S(O)₂;

R¹ and R² are each independently H, deuterium, C₁-C₆ alkyl, C₂-C₆ alkenyl, C₂-C₆ alkynyl, C₃-C₆ cycloalkyl, C₆-C₁₀ aryl, -OR^a, -SR^a, -NR^aR^b, -C(O)OR^a, -C(O)NR^aR^b; wherein each hydrogen atom in C₁-C₆ alkyl, C₂-C₆ alkenyl, C₂-C₆ alkynyl, C₃-C₆ cycloalkyl and C₆-C₁₀ aryl is independently optionally substituted by deuterium, halogen, -OH, -CN, -OC₁-C₆ alkyl, -OC₁-C₆ alkyl(C₆-C₁₀ aryl), -NH₂, -OC(O)C₁-C₆ alkyl, -OC(O)N(C₁-C₆ alkyl)₂, -OC(O)NH(C₁-C₆ alkyl), -OC(O)NH₂, -OC(=N)N(C₁-C₆ alkyl)₂, -OC(=N)NH(C₁-C₆ alkyl), -OC(=N)NH₂, -OS(O)C₁-C₆ alkyl, -OS(O)₂C₁-C₆ alkyl, -NH(C₁-C₆ alkyl), -N(C₁-C₆ alkyl)₂, -NHC(O)C₁-C₆ alkyl, -N(C₁-C₆ alkyl)C(O)C₁-C₆ alkyl, -NHC(O)NH₂, -NHC(O)NH(C₁-C₆ alkyl), -N(C₁-C₆ alkyl)C(O)NH₂, -N(C₁-C₆ alkyl)C(O)NH(C₁-C₆ alkyl), -NHC(O)N(Ct-C₆ alkyl)₂, -N(C₁-C₆ alkyl)C(O)N(C₁-C₆ alkyl)₂, -NHC(O)OC₁-C₆ alkyl, -N(C₁-C₆ alkyl)C(O)OC₁-C₆ alkyl, -NHC(O)OH, -N(C₁-C₆ alkyl)C(O)OH, -NHS(O)C₁-C₆ alkyl, -NHS(O)₂C₁-C₆ alkyl, -N(C₁-C₆ alkyl)S(O)C₁-C₆ alkyl, -N(C₁-C₆ alkyl)S(O)₂C₁-C₆ alkyl, -NHS(O)NH₂, -NHS(O)₂NH₂, -N(C₁-C₆ alkyl)S(O)NH₂, -N(C₁-C₆ alkyl)S(O)₂NH₂, -NHS(O)NH(C₁-C₆ alkyl), -NHS(O)₂NH(C₁-C₆ alkyl), -NHS(O)N(C₁-C₆ alkyl)₂, -NHS(O)₂N(C₁-C₆ alkyl)₂, -N(C₁-C₆ alkyl)S(O)NH(C₁-C₆ alkyl), -N(C₁-C₆ alkyl)S(O)₂NH(C₁-C₆ alkyl), -N(C₁-C₆ alkyl)S(O)N(C₁-C₆ alkyl)₂, -N(C₁-C₆ alkyl)S(O)₂N(C₁-C₆ alkyl)₂, -C(O)C₁-C₆ alkyl, -CO₂H, -C(O)OC₁-C₆ alkyl, -C(O)NH₂, -C(O)NH(C₁-C₆ alkyl), -C(O)N(C₁-C₆ alkyl)₂, -SC₁-C₆ alkyl, -S(O)C₁-C₆ alkyl, -S(O)₂C₁-C₆ alkyl, -S(O)NH(C₁-C₆ alkyl), -S(O)₂NH(C₁-C₆ alkyl), -S(O)N(C₁-C₆ alkyl)₂, -S(O)₂N(C₁-C₆ alkyl)₂, -S(O)NH₂, -S(O)₂NH₂, -OS(O)N(C₁-C₆ alkyl)₂, -OS(O)₂N(C₁-C₆ alkyl)₂, -OS(O)NH(C₁-C₆ alkyl), -OS(O)₂NH(C₁-C₆ alkyl), -OS(O)NH₂, -OS(O)₂NH₂, -P(C₁-C₆ alkyl)₂, -P(O)(C₁-C₆ alkyl)₂, C₃-C₆ cycloalkyl, or 3- to 7-membered heterocycloalkyl;

R³, R⁴, and R⁵ are each independently H, fluoro, chloro, bromo, C₁-C₆ alkyl, -OH, -CN, -OC₁-C₆ alkyl, -NHC₁-C₆ alkyl, -N(C₁-C₆ alkyl)₂ or -CF₃;

R⁶ is H, C₁-C₆ alkyl or 3- to 7-membered heterocycloalkyl, wherein each hydrogen atom in C₁-C₆ alkyl or 3-to 7-membered heterocycloalkyl is independently optionally substituted by halogen, -OH, -CN, -OC₁-C₆ alkyl, -NH₂, -NH(C₁-C₆ alkyl), -N(C₁-C₆ alkyl)₂, -CO₂H, -C(O)OC₁-C₆ alkyl, -C(O)NH₂, -C(O)NH(C₁-C₆ alkyl), -C(O)N(C₁-C₆ alkyl)₂, C₃-C₆ cycloalkyl, or monocyclic 5- to 7-membered heterocycloalkyl;

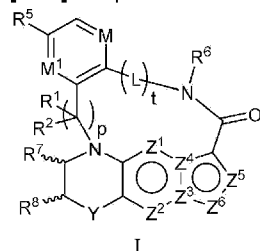
R⁷ and R⁸ combine to form a C₃-C₇ cycloalkyl, a 5- to 8-membered heterocycloalkyl, C₆-C₁₀ aryl, or 5- to 7-membered heteroaryl; wherein each hydrogen atom in C₃-C₇ cycloalkyl, a 5- to 8-membered heterocycloalkyl, C₆-C₁₀ aryl, or 5- to 7-membered heteroaryl is independently optionally substituted by deuterium, halogen, -OH, -OC₁-C₆ alkyl, -OC(O)C₁-C₆ alkyl, -OC(O)NH₂, -OC(O)NH(C₁-C₆ alkyl), -OC(O)N(C₁-C₆ alkyl)₂, -OC(=N)NH₂, -OC(=N)NH(C₁-C₆ alkyl), -OC(=N)N(C₁-C₆ alkyl)₂, -OS(O)C₁-C₆ alkyl, -OS(O)₂C₁-C₆ alkyl, -OS(O)NH₂, -OS(O)NH(C₁-C₆ alkyl), -OS(O)N(C₁-C₆ alkyl)₂, -OS(O)₂NH₂, -OS(O)₂NH(C₁-C₆ alkyl), -OS(O)₂N(C₁-C₆ alkyl)₂, -SH, -SC₁-C₆ alkyl, -S(O)C₁-C₆ alkyl, -S(O)₂C₁-C₆ alkyl, -S(O)NH₂, -S(O)NH(C₁-C₆ alkyl), -S(O)(C₁-C₆ alkyl)₂, -S(O)₂NH₂, -S(O)₂NH(C₁-C₆ alkyl), -S(O)₂N(C₁-C₆ alkyl)₂, -NH₂, -NH(C₁-C₆ alkyl), -N(C₁-C₆ alkyl)₂, -NHC(O)C₁-C₆ alkyl, -N(C₁-C₆ alkyl)C(O)C₁-C₆ alkyl, -NHC(O)OH, -NHC(O)OC₁-C₆ alkyl, -N(C₁-C₆ alkyl)C(O)OH, -N(C₁-C₆ alkyl)C(O)OC₁-C₆ alkyl, -NHC(O)NH₂, -NHC(O)NH(C₁-C₆ alkyl), -NHC(O)N(C₁-C₆ alkyl)₂, -N(C₁-C₆ alkyl)C(O)NH₂, -N(C₁-C₆ alkyl)C(O)NH(C₁-C₆ alkyl), -N(C₁-C₆ alkyl)C(O)N(C₁-C₆ alkyl)₂, -NHS(O)C₁-C₆ alkyl, -N(C₁-C₆ alkyl)S(O)C₁-C₆ alkyl, -NHS(O)₂C₁-C₆ alkyl, -N(C₁-C₆ alkyl)S(O)₂C₁-C₆ alkyl, -NHS(O)NH₂, -NHS(O)NH(C₁-C₆ alkyl), -NHS(O)N(C₁-C₆ alkyl)₂, -N(C₁-C₆ alkyl)S(O)NH₂, -N(C₁-C₆ alkyl)S(O)NH(C₁-C₆ alkyl), -N(C₁-C₆ alkyl)S(O)N(C₁-C₆ alkyl)₂, -NHS(O)₂NH₂, -NHS(O)₂NH(C₁-C₆ alkyl), -NHS(O)₂N(C₁-C₆ alkyl)₂, -N(C₁-C₆ alkyl)S(O)₂NH₂, -N(C₁-C₆ alkyl)S(O)₂NH(C₁-C₆ alkyl), -N(C₁-C₆ alkyl)S(O)₂N(C₁-C₆ alkyl)₂, -C(O)C₁-C₆ alkyl, -C(O)OC₁-C₆ alkyl, -C(O)NH₂, -C(O)NH(C₁-C₆ alkyl), -C(O)N(C₁-C₆ alkyl)₂, -P(C₁-C₆ alkyl)₂, -P(O)C₁-C₆ alkyl, -P(O)₂C₁-C₆ alkyl, -P(O)NH₂, -P(O)NH(C₁-C₆ alkyl), -P(O)N(C₁-C₆ alkyl)₂, -P(O)₂NH₂, -P(O)₂NH(C₁-C₆ alkyl), -P(O)₂N(C₁-C₆ alkyl)₂, -P(O)OH, -P(O)OC₁-C₆ alkyl, -P(O)₂OH, -P(O)₂OC₁-C₆ alkyl, -CN, or -NO₂;

Y is O, S, NR⁹, or CR⁹R¹⁰, and

R⁹ and R¹⁰ are each independently H, deuterium, halogen, or C₁-C₆ alkyl, wherein each hydrogen atom in C₁-C₆ alkyl is optionally substituted by a halogen, -OH, -OC₁-C₆ alkyl, -OC(O)C₁-C₆ alkyl, -OC(O)N(C₁-C₆ alkyl)₂, -OC(O)NH(C₁-C₆ alkyl), -OC(O)NH₂, -OC(=N)N(C₁-C₆ alkyl)₂, -OC(=N)NH(C₁-C₆ alkyl), -OC(=N)NH₂, -OS(O)C₁-C₆ alkyl, -OS(O)₂C₁-C₆ alkyl, -OS(O)N(C₁-C₆ alkyl)₂, -OS(O)NH(C₁-C₆ alkyl), -OS(O)NH₂, -OS(O)₂N(C₁-C₆ alkyl)₂, -OS(O)₂NH(C₁-C₆ alkyl), -OS(O)₂NH₂, -SH, -SC₁-C₆ alkyl, -S(O)C₁-C₆ alkyl, -S(O)₂C₁-C₆ alkyl, -S(O)N(C₁-C₆ alkyl)₂, -S(O)NH(C₁-C₆ alkyl), -S(O)NH₂, -S(O)₂N(C₁-C₆ alkyl)₂, -S(O)₂NH(C₁-C₆ alkyl), -S(O)₂NH₂, -N(C₁-C₆ alkyl)₂, -NH(C₁-C₆ alkyl), -NH₂, -N(C₁-C₆ alkyl)C(O)C₁-C₆ alkyl, -NHC(O)C₁-C₆ alkyl, -N(C₁-C₆ alkyl)C(O)OC₁-C₆ alkyl, -N(C₁-C₆ alkyl)C(O)OH, -NHC(O)OC₁-C₆ alkyl, -NHC(O)OH, -N(C₁-C₆ alkyl)C(O)N(C₁-C₆ alkyl)₂, -N(C₁-C₆ alkyl)C(O)NH(C₁-C₆ alkyl), -N(C₁-C₆ alkyl)C(O)NH₂, -NHC(O)N(C₁-C₆ alkyl)₂, -NHC(O)NH(C₁-C₆ alkyl), -NHC(O)NH₂, -N(C₁-C₆ alkyl)S(O)C₁-C₆ alkyl, -NHS(O)C₁-C₆ alkyl, -N(C₁-C₆ alkyl)S(O)₂C₁-C₆ alkyl, -NHS(O)₂C₁-C₆ alkyl, -N(C₁-C₆ alkyl)S(O)N(C₁-C₆ alkyl)₂, -N(C₁-C₆ alkyl)S(O)NH(C₁-C₆ alkyl), -N(C₁-C₆ alkyl)S(O)NH₂, -NHS(O)N(C₁-C₆ alkyl)₂, -NHS(O)NH(C₁-C₆ alkyl), -NHS(O)NH₂, -N(C₁-C₆ alkyl)S(O)₂N(C₁-C₆ alkyl)₂, -N(C₁-C₆ alkyl)S(O)₂NH(C₁-C₆ alkyl), -N(C₁-C₆ alkyl)S(O)₂NH₂, -NHS(O)₂N(C₁-C₆ alkyl)₂, -NHS(O)₂NH(C₁-C₆ alkyl), -NHS(O)₂NH₂, -C(O)C₁-C₆ alkyl, -C(O)OC₁-C₆ alkyl, -C(O)N(C₁-C₆ alkyl)₂, -C(O)NH(C₁-C₆ alkyl), -C(O)NH₂, -P(C₁-C₆ alkyl)₂, -P(O)C₁-C₆ alkyl, -P(O)₂C₁-C₆ alkyl, -P(O)N(C₁-C₆ alkyl)₂, -P(O)₂N(C₁-C₆ alkyl)₂, -P(O)OC₁-C₆ alkyl, or -P(O)₂OC₁-C₆ alkyl.

[0009] Additional embodiments, features, and advantages of the disclosure will be apparent from the following detailed description and through practice of the disclosure. The compounds of the present disclosure can be described as embodiments in any of the following enumerated clauses. It will be understood that any of the embodiments described herein can be used in connection with any other embodiments described herein to the extent that the embodiments do not contradict one another.

[0010] The present invention provides a compound of the formula I



wherein

L is independently $-C(R^1)(R^2)-$ or X;

X is $-O-$, $-S-$, $-S(O)-$ or $-S(O)_2-$;

each R^1 and R^2 is independently H, deuterium, halogen, C_1-C_6 alkyl, C_2-C_6 alkenyl, C_2-C_6 alkynyl, C_3-C_6 cycloalkyl, 3- to 7-membered heterocycloalkyl, C_6-C_{10} aryl, or mono- or bicyclic heteroaryl, $-OR^a$, $-OC(O)R^a$, $-OC(O)R^a$, $-OC(O)NR^aR^b$, $-OS(O)R^a$, $-OS(O)_2R^a$, $-SR^a$, $-S(O)R^a$, $-S(O)_2R^a$, $-S(O)NR^aR^b$, $-S(O)_2NR^aR^b$, $-OS(O)NR^aR^b$, $-OS(O)_2NR^aR^b$, $-NR^aR^b$, $-NR^aC(O)R^b$, $-NR^aC(O)OR^b$, $-NR^aC(O)NR^aR^b$, $-NR^aS(O)R^b$, $-NR^aS(O)_2R^b$, $-NR^aS(O)NR^aR^b$, $-NR^aS(O)_2NR^aR^b$, $-C(O)R^a$, $-C(O)OR^a$, $-C(O)NR^aR^b$, $-PR^aR^b$, $-P(O)R^aR^b$, $-P(O)_2R^aR^b$, $-P(O)NR^aR^b$, $-P(O)_2NR^aR^b$, $-P(O)OR^a$, $-P(O)_2OR^a$, $-CN$, or $-NO_2$, or R^1 and R^2 taken together with the carbon or carbons to which they are attached form a C_3-C_6 cycloalkyl or a 4- to 6-membered heterocycloalkyl, wherein each hydrogen atom in C_1-C_6 alkyl, C_2-C_6 alkenyl, C_2-C_6 alkynyl, C_3-C_6 cycloalkyl, 3- to 7-membered heterocycloalkyl, C_6-C_{10} aryl, mono- or bicyclic heteroaryl, 4- to 6-membered heterocycloalkyl is independently optionally substituted by deuterium, halogen, C_1-C_6 alkyl, C_1-C_6 haloalkyl, $-OR^e$, $-OC(O)R^e$, $-OC(O)NR^eR^f$, $-OC(=N)NR^eR^f$, $-OS(O)R^e$, $-OS(O)_2R^e$, $-OS(O)NR^eR^f$, $-OS(O)_2NR^eR^f$, $-SR^e$, $-S(O)R^e$, $-S(O)_2R^e$, $-S(O)NR^eR^f$, $-S(O)_2NR^eR^f$, $-NR^eR^f$, $-NR^eC(O)R^f$, $-NR^eC(O)OR^f$, $-NR^eC(O)NR^eR^f$, $-NR^eS(O)R^f$, $-NR^eS(O)_2R^f$, $-NR^eS(O)NR^eR^f$, $-NR^eS(O)_2NR^eR^f$, $-C(O)R^e$, $-C(O)OR^e$,

$-C(O)NR^eR^f$, $-PR^eR^f$, $-P(O)R^eR^f$, $-P(O)_2R^eR^f$, $-P(O)NR^eR^f$, $-P(O)_2NR^eR^f$, $-P(O)OR^e$, $-P(O)_2OR^e$, $-CN$, or $-NO_2$;

M is CR^3 or N;

M^1 is CR^4 ;

each R^3 , R^4 , and R^5 is independently hydrogen, deuterium, halogen, $-OR^c$, $-OC(O)R^c$, $-OC(O)NR^cR^d$, $-OC(=N)NR^cR^d$, $-OS(O)R^c$, $-OS(O)_2R^c$, $-OS(O)NR^cR^d$, $-OS(O)_2NR^cR^d$, $-SR^c$, $-S(O)R^c$, $-S(O)_2R^c$, $-S(O)NR^cR^d$, $-S(O)_2NR^cR^d$, $-NR^cR^d$, $-NR^cC(O)R^d$, $-NR^cC(O)OR^d$, $-NR^cC(O)NR^cR^d$, $-NR^cC(=N)NR^cR^d$, $-NR^cS(O)R^d$, $-NR^cS(O)_2R^d$, $-NR^cS(O)NR^cR^d$, $-NR^cS(O)_2NR^cR^d$, $-C(O)R^c$, $-C(O)OR^c$, $-C(O)NR^cR^d$, $-C(=N)NR^cR^d$, $-PR^cR^d$, $-P(O)R^cR^d$, $-P(O)_2R^cR^d$, $-P(O)NR^cR^d$, $-P(O)_2NR^cR^d$, $-P(O)OR^c$, $-P(O)_2OR^c$, $-CN$, $-NO_2$, C_1-C_6 alkyl, C_2-C_6 alkenyl, C_2-C_6 alkynyl, C_3-C_6 cycloalkyl, 3- to 7-membered heterocycloalkyl, C_6-C_{10} aryl, or mono- or bicyclic heteroaryl, or R^4 and R^5 taken together with the ring to which they are attached form a C_5-C_8 cycloalkyl, or a 5- to 8-membered heterocycloalkyl, wherein each hydrogen atom in C_1-C_6 alkyl, C_2-C_6 alkenyl, C_2-C_6 alkynyl, C_3-C_6 cycloalkyl, 3- to 7-membered heterocycloalkyl, C_6-C_{10} aryl, mono- or bicyclic heteroaryl, C_5-C_8 cycloalkyl, or 5- to 8-membered heterocycloalkyl is independently optionally substituted by deuterium, halogen, C_1-C_6 alkyl, C_1-C_6 haloalkyl, $-OR^e$, $-OC(O)R^e$, $-OC(O)NR^eR^f$, $-OC(=N)NR^eR^f$, $-OS(O)R^e$, $-OS(O)_2R^e$, $-OS(O)NR^eR^f$, $-OS(O)_2NR^eR^f$, $-SR^e$, $-S(O)R^e$, $-S(O)_2R^e$, $-S(O)NR^eR^f$, $-S(O)_2NR^eR^f$, $-NR^eR^f$, $-NR^eC(O)R^f$, $-NR^eC(O)OR^f$, $-NR^eC(O)NR^eR^f$, $-NR^eS(O)R^f$, $-NR^eS(O)_2R^f$, $-NR^eS(O)NR^eR^f$, $-NR^eS(O)_2NR^eR^f$, $-C(O)R^e$, $-C(O)OR^e$, $-C(O)NR^eR^f$, $-PR^eR^f$, $-P(O)R^eR^f$, $-P(O)_2R^eR^f$, $-P(O)NR^eR^f$, $-P(O)_2NR^eR^f$, $-P(O)OR^e$, $-P(O)_2OR^e$, $-CN$, or $-NO_2$;

R^6 is H, deuterium, C_1-C_6 alkyl, C_2-C_6 alkenyl, C_2-C_6 alkynyl, C_3-C_6 cycloalkyl, 3- to 7-membered heterocycloalkyl, C_6-C_{10} aryl, or mono- or bicyclic heteroaryl, wherein each hydrogen atom in C_1-C_6 alkyl, C_2-C_6 alkenyl, C_2-C_6 alkynyl, C_3-C_6 cycloalkyl, 3- to 7-membered heterocycloalkyl, C_6-C_{10} aryl, or mono- or bicyclic heteroaryl is independently optionally substituted by deuterium, halogen, $-OR^e$, $-OC(O)R^e$, $-OC(O)NR^eR^f$, $-OC(=N)NR^eR^f$, $-OS(O)R^e$, $-OS(O)_2R^e$, $-OS(O)NR^eR^f$, $-OS(O)_2NR^eR^f$, $-SR^e$, $-S(O)R^e$, $-S(O)_2R^e$, $-S(O)NR^eR^f$, $-S(O)_2NR^eR^f$, $-NR^eR^f$, $-NR^eC(O)R^f$, $-NR^eC(O)OR^f$, $-NR^eC(O)NR^eR^f$, $-NR^eS(O)R^f$, $-NR^eS(O)_2R^f$, $-NR^eS(O)NR^eR^f$, $-NR^eS(O)_2NR^eR^f$, $-C(O)R^e$, $-C(O)OR^e$, $-C(O)NR^eR^f$, $-PR^eR^f$, $-P(O)R^eR^f$, $-P(O)_2R^eR^f$, $-P(O)NR^eR^f$, $-P(O)_2NR^eR^f$, $-P(O)OR^e$, $-P(O)_2OR^e$, $-CN$, or $-NO_2$;

R^7 and R^8 combine to form a C_3-C_7 cycloalkyl, a 5- to 8-membered heterocycloalkyl, C_6-C_{10} aryl, or 5- to 7-membered heteroaryl; wherein each hydrogen atom in C_3-C_7 cycloalkyl, a 5- to 8-membered heterocycloalkyl, C_6-C_{10} aryl, or 5- to 7-membered heteroaryl is independently optionally substituted by deuterium, halogen, $-OR^e$, $-OC(O)R^e$, $-OC(O)NR^eR^f$, $-OC(=N)NR^eR^f$, $-OS(O)R^e$, $-OS(O)_2R^e$, $-OS(O)NR^eR^f$, $-OS(O)_2NR^eR^f$, $-SR^e$, $-S(O)R^e$, $-S(O)_2R^e$, $-S(O)NR^eR^f$, $-S(O)_2NR^eR^f$, $-NR^eR^f$, $-NR^eC(O)R^f$, $-NR^eC(O)OR^f$, $-NR^eC(O)NR^eR^f$, $-NR^eS(O)R^f$, $-NR^eS(O)_2R^f$, $-NR^eS(O)NR^eR^f$, $-NR^eS(O)_2NR^eR^f$, $-C(O)R^e$, $-C(O)OR^e$, $-C(O)NR^eR^f$, $-PR^eR^f$, $-P(O)R^eR^f$, $-P(O)_2R^eR^f$, $-P(O)NR^eR^f$, $-P(O)_2NR^eR^f$, $-P(O)OR^e$, $-P(O)_2OR^e$, $-CN$, or $-NO_2$;

Y is O, S, NR^9 , or CR^9R^{10} ;

R^9 and R^{10} are each independently H, deuterium, halogen, C_1-C_6 alkyl, C_2-C_6 alkenyl, C_2-C_6 alkynyl, C_3-C_6 cycloalkyl, 3- to 7-

membered heterocycloalkyl, C₆-C₁₀ aryl, or mono- or bicyclic heteroaryl, wherein each hydrogen atom in C₁-C₆ alkyl, C₂-C₆ alkenyl, C₂-C₆ alkynyl, C₃-C₆ cycloalkyl, 3- to 7-membered heterocycloalkyl, C₆-C₁₀ aryl, or mono- or bicyclic heteroaryl is optionally substituted by a halogen, -OR^e, -OC(O)R^e, -OC(O)NR^eR^f, -OC(=N)NR^eR^f, -OS(O)R^e, -OS(O)₂R^e, -OS(O)NR^eR^f, -OS(O)₂NR^eR^f, -SR^e, -S(O)R^e, -S(O)₂R^e, -S(O)NR^eR^f, -S(O)₂NR^eR^f, -NR^eR^f, -NR^eC(O)R^f, -NR^eC(O)OR^f, -NR^eC(O)NR^eR^f, -NR^eS(O)R^f, -NR^eS(O)₂R^f, -NR^eS(O)NR^eR^f, -NR^eS(O)₂NR^eR^f, -C(O)R^e, -C(O)OR^e, -C(O)NR^eR^f, -PR^eR^f, -P(O)R^eR^f, -P(O)₂R^eR^f, -P(O)NR^eR^f, -P(O)₂NR^eR^f, -P(O)OR^e, or -P(O)₂OR^e;

each R^a, R^b, R^e, R^d, R^e, and R^f is independently selected from the group consisting of H, deuterium, C₁-C₆ alkyl, C₂-C₆ alkenyl, C₂-C₆ alkynyl, C₃-C₆ cycloalkyl, 3- to 7-membered heterocycloalkyl, C₆-C₁₀ aryl, 5- to 7- membered heteroaryl;

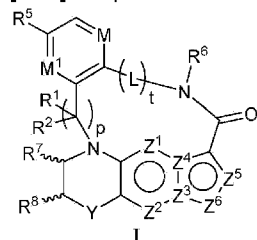
each of Z¹, Z², Z³, Z⁴, Z⁵, and Z⁶ is independently N, NH, C or CH;

p is 1, 2, 3, or 4; and

t is 1, 2, 3, 4, or 5;

or a pharmaceutically acceptable salt thereof.

[0011] The present invention also provides a compound of the formula I



wherein

L is independently -C(R¹)(R²)- or X;

X is O, S, S(O) or S(O)₂;

each R¹ and R² is independently H, deuterium, halogen, C₁-C₆ alkyl, C₂-C₆ alkenyl, C₂-C₆ alkynyl, C₃-C₆ cycloalkyl, 3- to 7-membered heterocycloalkyl, C₆-C₁₀ aryl, or mono- or bicyclic heteroaryl, -OR^a, -OC(O)R^a, -OC(O)R^a, -OC(O)NR^aR^b, -OS(O)R^a, -OS(O)₂R^a, -SR^a, -S(O)R^a, -S(O)₂R^a, -S(O)NR^aR^b, -S(O)₂NR^aR^b, -OS(O)NR^aR^b, -OS(O)₂NR^aR^b, -NR^aR^b, -NR^aC(O)R^b, -NR^aC(O)OR^b, -NR^aC(O)NR^aR^b, -NR^aS(O)R^b, -NR^aS(O)₂R^b, -NR^aS(O)NR^aR^b, -NR^aS(O)₂NR^aR^b, -C(O)R^a, -C(O)OR^a, -C(O)NR^aR^b, -PR^aR^b, -P(O)R^aR^b, -P(O)₂R^aR^b, -P(O)NR^aR^b, -P(O)₂NR^aR^b, -P(O)OR^a, -P(O)₂OR^a, -CN, or -NO₂, or R¹ and R² taken together with the carbon or carbons to which they are attached form a C₃-C₆ cycloalkyl or a 4- to 6-membered heterocycloalkyl, wherein each hydrogen atom in C₁-C₆ alkyl, C₂-C₆ alkenyl, C₂-C₆ alkynyl, C₃-C₆ cycloalkyl, 3- to 7-membered heterocycloalkyl, C₆-C₁₀ aryl, mono- or bicyclic heteroaryl, 4- to 6-membered heterocycloalkyl is independently optionally substituted by deuterium, halogen, C₁-C₆ alkyl, C₁-C₆ haloalkyl, C₃-C₆ cycloalkyl, 3- to 7-membered heterocycloalkyl, -OR^e, -OC(O)R^e, -OC(O)NR^eR^f, -OC(=N)NR^eR^f, -OS(O)R^e, -OS(O)₂R^e, -OS(O)NR^eR^f, -OS(O)₂NR^eR^f, -SR^e, -S(O)R^e, -S(O)₂R^e, -S(O)NR^eR^f, -S(O)₂NR^eR^f, -NR^eR^f, -NR^eC(O)R^f, -NR^eC(O)OR^f, -NR^eC(O)NR^eR^f, -NR^eS(O)R^f, -NR^eS(O)₂R^f, -NR^eS(O)NR^eR^f, -NR^eS(O)₂NR^eR^f, -C(O)R^e, -C(O)OR^e, -C(O)NR^eR^f, -PR^eR^f, -P(O)R^eR^f, -P(O)₂R^eR^f, -P(O)NR^eR^f, -P(O)₂NR^eR^f, -P(O)OR^e, -P(O)₂OR^e, -CN, or -NO₂;

M is CR³ or N;

M¹ is CR⁴;

each R³, R⁴, and R⁵ is independently hydrogen, deuterium, halogen, -OR^c, -OC(O)R^c, -OC(O)NR^cR^d, -OC(=N)NR^cR^d, -OS(O)R^c, -OS(O)₂R^c, -OS(O)NR^cR^d, -OS(O)₂NR^cR^d, -SR^c, -S(O)R^c, -S(O)₂R^c, -S(O)NR^cR^d, -S(O)₂NR^cR^d, -NR^cR^d, -NR^cC(O)R^d, -NR^cC(O)OR^d, -NR^cC(O)NR^cR^d, -NR^cC(=N)NR^cR^d, -NR^cS(O)R^d, -NR^cS(O)₂R^d, -NR^cS(O)NR^cR^d, -NR^cS(O)₂NR^cR^d, -C(O)R^c, -C(O)OR^c, -C(O)NR^cR^d, -C(=N)NR^cR^d, -PR^cR^d, -P(O)R^cR^d, -P(O)₂R^cR^d, -P(O)NR^cR^d, -P(O)₂NR^cR^d, -P(O)OR^c, -P(O)₂OR^c, -CN, -NO₂, C₁-C₆ alkyl, C₂-C₆ alkenyl, C₂-C₆ alkynyl, C₃-C₆ cycloalkyl, 3- to 7-membered heterocycloalkyl, C₆-C₁₀ aryl, or mono- or bicyclic heteroaryl, or R⁴ and R⁵ taken together with the ring to which they are attached form a C₅-C₈ cycloalkyl, or a 5- to 8-membered heterocycloalkyl, wherein each hydrogen atom in C₁-C₆ alkyl, C₂-C₆ alkenyl, C₂-C₆ alkynyl, C₃-C₆ cycloalkyl, 3- to 7-membered heterocycloalkyl, C₆-C₁₀ aryl, mono- or

bicyclic heteroaryl, C₅-C₈ cycloalkyl, or 5- to 8-membered heterocycloalkyl is independently optionally substituted by deuterium, halogen, C₁-C₆ alkyl, C₁-C₆ haloalkyl, -OR^e, -OC(O)R^e, -OC(O)NR^eR^f, -OC(=N)NR^eR^f, -OS(O)R^e, -OS(O)₂R^e, -OS(O)NR^eR^f, -OS(O)₂NR^eR^f, -SR^e, -S(O)R^e, -S(O)₂R^e, -S(O)NR^eR^f, -S(O)₂NR^eR^f, -NR^eR^f, -NR^eC(O)R^f, -NR^eC(O)OR^f, -NR^eC(O)NR^eR^f, -NR^eS(O)R^f, -NR^eS(O)₂R^f, -NR^eS(O)NR^eR^f, -NR^eS(O)₂NR^eR^f, -C(O)R^e, -C(O)OR^e, -C(O)NR^eR^f, -PR^eR^f, -P(O)R^eR^f, -P(O)₂R^eR^f, -P(O)NR^eR^f, -P(O)₂NR^eR^f, -P(O)OR^e, -P(O)₂OR^e, -CN, or -NO₂;

R⁶ is H, deuterium, C₁-C₆ alkyl, C₂-C₆ alkenyl, C₂-C₆ alkynyl, C₃-C₆ cycloalkyl, 3- to 7-membered heterocycloalkyl, C₆-C₁₀ aryl, or mono- or bicyclic heteroaryl, wherein each hydrogen atom in C₁-C₆ alkyl, C₂-C₆ alkenyl, C₂-C₆ alkynyl, C₃-C₆ cycloalkyl, 3- to 7-membered heterocycloalkyl, C₆-C₁₀ aryl, or mono- or bicyclic heteroaryl is independently optionally substituted by deuterium, halogen, C₃-C₆ cycloalkyl, or 5- to 7-membered heterocycloalkyl, -OR^e, -OC(O)R^e, -OC(O)NR^eR^f, -OC(=N)NR^eR^f, -OS(O)R^e, -OS(O)₂R^e, -OS(O)NR^eR^f, -OS(O)₂NR^eR^f, -SR^e, -S(O)R^e, -S(O)₂R^e, -S(O)NR^eR^f, -S(O)₂NR^eR^f, -NR^eR^f, -NR^eC(O)R^f, -NR^eC(O)OR^f, -NR^eC(O)NR^eR^f, -NR^eS(O)R^f, -NR^eS(O)₂R^f, -NR^eS(O)NR^eR^f, -NR^eS(O)₂NR^eR^f, -C(O)R^e, -C(O)OR^e, -C(O)NR^eR^f, -PR^eR^f, -P(O)R^eR^f, -P(O)₂R^eR^f, -P(O)NR^eR^f, -P(O)₂NR^eR^f, -P(O)OR^e, -P(O)₂OR^e, -CN, or -NO₂;

R⁷ and R⁸ combine to form a C₃-C₇ cycloalkyl, a 5- to 8-membered heterocycloalkyl, C₆-C₁₀ aryl, or 5- to 7-membered heteroaryl; wherein each hydrogen atom in C₃-C₇ cycloalkyl, a 5- to 8-membered heterocycloalkyl, C₆-C₁₀ aryl, or 5- to 7-membered heteroaryl is independently optionally substituted by deuterium, halogen, -OR^e, -OC(O)R^e, -OC(O)NR^eR^f, -OC(=N)NR^eR^f, -OS(O)R^e, -OS(O)₂R^e, -OS(O)NR^eR^f, -OS(O)₂NR^eR^f, -SR^e, -S(O)R^e, -S(O)₂R^e, -S(O)NR^eR^f, -S(O)₂NR^eR^f, -NR^eR^f, -NR^eC(O)R^f, -NR^eC(O)OR^f, -NR^eC(O)NR^eR^f, -NR^eS(O)R^f, -NR^eS(O)₂R^f, -NR^eS(O)NR^eR^f, -NR^eS(O)₂NR^eR^f, -C(O)R^e, -C(O)OR^e, -C(O)NR^eR^f, -PR^eR^f, -P(O)R^eR^f, -P(O)₂R^eR^f, -P(O)NR^eR^f, -P(O)₂NR^eR^f, -P(O)OR^e, -P(O)₂OR^e, -CN, or -NO₂;

Y is O, S, NR⁹, or CR⁹R¹⁰;

R⁹ and R¹⁰ are each independently H, deuterium, halogen, C₁-C₆ alkyl, C₂-C₆ alkenyl, C₂-C₆ alkynyl, C₃-C₆ cycloalkyl, 3- to 7-membered heterocycloalkyl, C₆-C₁₀ aryl, or mono- or bicyclic heteroaryl, wherein each hydrogen atom in C₁-C₆ alkyl, C₂-C₆ alkenyl, C₂-C₆ alkynyl, C₃-C₆ cycloalkyl, 3- to 7-membered heterocycloalkyl, C₆-C₁₀ aryl, or mono- or bicyclic heteroaryl is optionally substituted by a halogen, -OR^e, -OC(O)R^e, -OC(O)NR^eR^f, -OC(=N)NR^eR^f, -OS(O)R^e, -OS(O)₂R^e, -OS(O)NR^eR^f, -OS(O)₂NR^eR^f, -SR^e, -S(O)R^e, -S(O)₂R^e, -S(O)NR^eR^f, -S(O)₂NR^eR^f, -NR^eR^f, -NR^eC(O)R^f, -NR^eC(O)OR^f, -NR^eC(O)NR^eR^f, -NR^eS(O)R^f, -NR^eS(O)₂R^f, -NR^eS(O)NR^eR^f, -NR^eS(O)₂NR^eR^f, -C(O)R^e, -C(O)OR^e, -C(O)NR^eR^f, -PR^eR^f, -P(O)R^eR^f, -P(O)₂R^eR^f, -P(O)NR^eR^f, -P(O)₂NR^eR^f, -P(O)OR^e, or -P(O)₂OR^e;

each R^a, R^b, R^c, R^d, R^e, and R^f is independently selected from the group consisting of H, deuterium, C₁-C₆ alkyl, C₂-C₆ alkenyl, C₂-C₆ alkynyl, C₃-C₆ cycloalkyl, 3- to 7-membered heterocycloalkyl, C₆-C₁₀ aryl, 5- to 7-membered heteroaryl;

each of Z¹, Z², Z³, Z⁴, Z⁵, and Z⁶ is independently N, NH, C or CH;

p is 1, 2, 3, or 4; and

t is 1, 2, 3, 4, or 5;

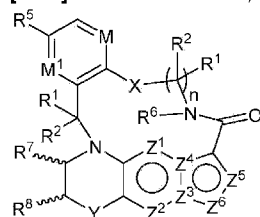
or a pharmaceutically acceptable salt thereof.

[0012] Preferably, p is 1.

[0013] Preferably, t is 3.

[0014] Preferably, t is 3 or 4.

[0015] In one embodiment, the invention provides a compound, or a pharmaceutically acceptable salt thereof, having the formula II



II

wherein

M is CR³ or N;M¹ is CR⁴;X is O, S, S(O), or S(O)₂;

each R¹ and R² is independently H, deuterium, C₁-C₆ alkyl, C₂-C₆ alkenyl, C₂-C₆ alkynyl, C₃-C₆ cycloalkyl, C₆-C₁₀ aryl, -OR^a, -SR^a, -NR^aR^b, -C(O)OR^a, -C(O)NR^aR^b; wherein each hydrogen atom in C₁-C₆ alkyl, C₂-C₆ alkenyl, C₂-C₆ alkynyl, C₃-C₆ cycloalkyl and C₆-C₁₀ aryl is independently optionally substituted by deuterium, halogen, -OH, -CN, -OC₁-C₆ alkyl, -NH₂, -OC(O)C₁-C₆ alkyl, -OC(O)N(C₁-C₆ alkyl)₂, -OC(O)NH(C₁-C₆ alkyl), -OC(O)NH₂, -OC(=N)N(C₁-C₆ alkyl)₂, -OC(=N)NH(C₁-C₆ alkyl), -OC(=N)NH₂, -OS(O)C₁-C₆ alkyl, -OS(O)₂C₁-C₆ alkyl, -NH(C₁-C₆ alkyl), -N(C₁-C₆ alkyl)₂, -NHC(O)C₁-C₆ alkyl, -N(C₁-C₆ alkyl)C(O)C₁-C₆ alkyl, -NHC(O)NH₂, -NHC(O)NH(C₁-C₆ alkyl), -N(C₁-C₆ alkyl)C(O)NH₂, -N(C₁-C₆ alkyl)C(O)NH(C₁-C₆ alkyl), -NHC(O)N(C₁-C₆ alkyl)₂, -N(C₁-C₆ alkyl)C(O)N(C₁-C₆ alkyl)₂, -NHC(O)OC₁-C₆ alkyl, -N(C₁-C₆ alkyl)C(O)OC₁-C₆ alkyl, -NHC(O)OH, -N(C₁-C₆ alkyl)C(O)OH, -NHS(O)C₁-C₆ alkyl, -NHS(O)₂C₁-C₆ alkyl, -N(C₁-C₆ alkyl)S(O)C₁-C₆ alkyl, -N(C₁-C₆ alkyl)S(O)₂C₁-C₆ alkyl, -NHS(O)NH₂, -NHS(O)₂NH₂, -N(C₁-C₆ alkyl)S(O)NH₂, -N(C₁-C₆ alkyl)S(O)₂NH₂, -NHS(O)NH(C₁-C₆ alkyl), -NHS(O)₂NH(C₁-C₆ alkyl), -NHS(O)N(C₁-C₆ alkyl)₂, -NHS(O)₂N(C₁-C₆ alkyl)₂, -N(C₁-C₆ alkyl)S(O)NH(C₁-C₆ alkyl), -N(C₁-C₆ alkyl)S(O)₂NH(C₁-C₆ alkyl), -N(C₁-C₆ alkyl)S(O)N(C₁-C₆ alkyl)₂, -N(C₁-C₆ alkyl)S(O)₂N(C₁-C₆ alkyl)₂, -C(O)C₁-C₆ alkyl, -CO₂H, -C(O)OC₁-C₆ alkyl, -C(O)NH₂, -C(O)NH(C₁-C₆ alkyl), -C(O)N(C₁-C₆ alkyl)₂, -SC₁-C₆ alkyl, -S(O)C₁-C₆ alkyl, -S(O)₂C₁-C₆ alkyl, -S(O)NH(C₁-C₆ alkyl), -S(O)₂NH(C₁-C₆ alkyl), -S(O)N(C₁-C₆ alkyl)₂, -S(O)₂N(C₁-C₆ alkyl)₂, -S(O)NH₂, -S(O)₂NH₂, -OS(O)N(C₁-C₆ alkyl)₂, -OS(O)₂N(C₁-C₆ alkyl)₂, -OS(O)NH(C₁-C₆ alkyl), -OS(O)₂NH(C₁-C₆ alkyl), -OS(O)NH₂, -OS(O)₂NH₂, -P(C₁-C₆ alkyl)₂, -P(O)(C₁-C₆ alkyl)₂, C₃-C₆ cycloalkyl, or 3- to 7-membered heterocycloalkyl;

R³, R⁴, and R⁵ are each independently H, fluoro, chloro, bromo, C₁-C₆ alkyl, -OH, -CN, -OC₁-C₆ alkyl, -NHC₁-C₆ alkyl, -N(C₁-C₆ alkyl)₂ or -CF₃;

R⁶ is H, C₁-C₆ alkyl or 3- to 7-membered heterocycloalkyl, wherein each hydrogen atom in C₁-C₆ alkyl or 3- to 7-membered heterocycloalkyl is independently optionally substituted by halogen, -OH, -CN, -OC₁-C₆ alkyl, -NH₂, -NH(C₁-C₆ alkyl), -N(C₁-C₆ alkyl)₂, -CO₂H, -C(O)OC₁-C₆ alkyl, -C(O)NH₂, -C(O)NH(C₁-C₆ alkyl), -C(O)N(C₁-C₆ alkyl)₂, C₃-C₆ cycloalkyl, or monocyclic 5- to 7-membered heterocycloalkyl;

R⁷ and R⁸ combine to form a C₃-C₇ cycloalkyl, a 5- to 8-membered heterocycloalkyl, C₆-C₁₀ aryl, or 5- to 7-membered heteroaryl; wherein each hydrogen atom in C₃-C₇ cycloalkyl, a 5- to 8-membered heterocycloalkyl, C₆-C₁₀ aryl, or 5- to 7-membered heteroaryl is independently optionally substituted by deuterium, halogen, -OH, -OC₁-C₆ alkyl, -OC(O)C₁-C₆ alkyl, -OC(O)NH₂, -OC(O)NH(C₁-C₆ alkyl), -OC(O)N(C₁-C₆ alkyl)₂, -OC(=N)NH₂, -OC(=N)NH(C₁-C₆ alkyl), -OC(=N)N(C₁-C₆ alkyl)₂, -OS(O)C₁-C₆ alkyl, -OS(O)₂C₁-C₆ alkyl, -OS(O)NH₂, -OS(O)NH(C₁-C₆ alkyl), -OS(O)N(C₁-C₆ alkyl)₂, -OS(O)₂NH₂, -OS(O)₂NH(C₁-C₆ alkyl), -OS(O)₂N(C₁-C₆ alkyl)₂, -SH, -SC₁-C₆ alkyl, -S(O)C₁-C₆ alkyl, -S(O)₂C₁-C₆ alkyl, -S(O)NH₂, -S(O)NH(C₁-C₆ alkyl), -S(O)(C₁-C₆ alkyl)₂, -S(O)₂NH₂, -S(O)₂NH(C₁-C₆ alkyl), -S(O)₂N(C₁-C₆ alkyl)₂, -NH₂, -NH(C₁-C₆ alkyl), -N(C₁-C₆ alkyl)₂, -NHC(O)C₁-C₆ alkyl, -N(C₁-C₆ alkyl)C(O)C₁-C₆ alkyl, -NHC(O)OH, -NHC(O)OC₁-C₆ alkyl, -N(C₁-C₆ alkyl)C(O)OH, -N(C₁-C₆ alkyl)C(O)OC₁-C₆ alkyl, -NHC(O)NH₂, -NHC(O)NH(C₁-C₆ alkyl), -NHC(O)N(C₁-C₆ alkyl)₂, -N(C₁-C₆ alkyl)C(O)NH₂, -N(C₁-C₆ alkyl)C(O)NH(C₁-C₆ alkyl), -N(C₁-C₆ alkyl)C(O)N(C₁-C₆ alkyl)₂, -NHS(O)C₁-C₆ alkyl, -N(C₁-C₆ alkyl)S(O)C₁-C₆ alkyl, -NHS(O)₂C₁-C₆ alkyl, -N(C₁-C₆ alkyl)S(O)₂C₁-C₆ alkyl, -NHS(O)NH₂, -NHS(O)NH(C₁-C₆ alkyl), -NHS(O)N(C₁-C₆ alkyl)₂, -N(C₁-C₆ alkyl)S(O)NH₂, -N(C₁-C₆ alkyl)S(O)NH(C₁-C₆ alkyl), -N(C₁-C₆ alkyl)S(O)N(C₁-C₆ alkyl)₂, -NHS(O)₂NH₂, -NHS(O)₂NH(C₁-C₆ alkyl), -NHS(O)₂N(C₁-C₆ alkyl)₂, -N(C₁-C₆ alkyl)S(O)₂NH₂, -N(C₁-C₆ alkyl)S(O)₂NH(C₁-C₆ alkyl), -N(C₁-C₆ alkyl)S(O)₂N(C₁-C₆ alkyl)₂, -C(O)C₁-C₆ alkyl, -C(O)OC₁-C₆ alkyl, -C(O)NH₂, -C(O)NH(C₁-C₆ alkyl), -C(O)N(C₁-C₆ alkyl)₂, -P(C₁-C₆ alkyl)₂, -P(O)(C₁-C₆ alkyl)₂, -P(O)₂(C₁-C₆ alkyl)₂, -P(O)NH₂, -P(O)NH(C₁-C₆ alkyl), -P(O)N(C₁-C₆ alkyl)₂, -P(O)₂NH₂, -P(O)₂NH(C₁-C₆ alkyl), -P(O)₂N(C₁-C₆ alkyl)₂, -P(O)OH, -P(O)OC₁-C₆ alkyl, -P(O)₂OH, -P(O)₂OC₁-C₆ alkyl, -CN, or -NO₂;

Y is O, S, NR⁹, or CR⁹R¹⁰,

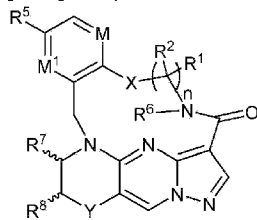
R⁹ and R¹⁰ are each independently H, deuterium, halogen, or C₁-C₆ alkyl, wherein each hydrogen atom in C₁-C₆ alkyl is optionally substituted by a halogen, -OH, -OC₁-C₆ alkyl, -OC(O)C₁-C₆ alkyl, -OC(O)N(C₁-C₆ alkyl)₂, -OC(O)NH(C₁-C₆ alkyl), -OC(O)NH₂, -OC(=N)N(C₁-C₆ alkyl)₂, -OC(=N)NH(C₁-C₆ alkyl), -OC(=N)NH₂, -OS(O)C₁-C₆ alkyl, -OS(O)₂C₁-C₆ alkyl, -OS(O)N(C₁-C₆ alkyl)₂, -OS(O)NH(C₁-C₆ alkyl), -OS(O)NH₂, -OS(O)₂N(C₁-C₆ alkyl)₂, -OS(O)₂NH(C₁-C₆ alkyl), -OS(O)₂NH₂, -SH, -SC₁-C₆ alkyl, -S(O)C₁-C₆ alkyl, -S(O)₂C₁-C₆ alkyl, -S(O)N(C₁-C₆ alkyl)₂, -S(O)NH(C₁-C₆ alkyl), -S(O)NH₂, -S(O)₂N(C₁-C₆ alkyl)₂, -S(O)₂NH(C₁-C₆ alkyl), -S(O)₂NH₂, -N(C₁-C₆ alkyl)₂, -NH(C₁-C₆ alkyl), -NH₂, -N(C₁-C₆ alkyl)C(O)C₁-C₆ alkyl, -NHC(O)C₁-C₆ alkyl, -N(C₁-C₆ alkyl)C(O)OC₁-C₆ alkyl, -N(C₁-C₆ alkyl)C(O)OH, -NHC(O)OC₁-C₆ alkyl, -NHC(O)OH, -N(C₁-C₆ alkyl)C(O)N(C₁-C₆ alkyl)₂, -N(C₁-C₆ alkyl)C(O)NH(C₁-C₆ alkyl), -N(C₁-C₆ alkyl)C(O)NH₂, -NHC(O)N(C₁-C₆ alkyl)₂, -NHC(O)NH(C₁-C₆ alkyl), -NHC(O)NH₂, -N(C₁-C₆ alkyl)S(O)C₁-C₆ alkyl, -

NHS(O)C₁-C₆ alkyl, -N(C₁-C₆ alkyl)S(O)₂C₁-C₆ alkyl, -NHS(O)₂C₁-C₆ alkyl, -N(C₁-C₆ alkyl)S(O)N(C₁-C₆ alkyl)₂, -N(C₁-C₆ alkyl)S(O)NH(C₁-C₆ alkyl), -N(C₁-C₆ alkyl)S(O)NH₂, -NHS(O)N(C₁-C₆ alkyl)₂, -NHS(O)NH(C₁-C₆ alkyl), -NHS(O)NH₂, -N(C₁-C₆ alkyl)S(O)₂N(C₁-C₆ alkyl)₂, -N(C₁-C₆ alkyl)S(O)₂NH(C₁-C₆ alkyl), -N(C₁-C₆ alkyl)S(O)₂NH₂, -NHS(O)₂N(C₁-C₆ alkyl)₂, -NHS(O)₂NH(C₁-C₆ alkyl), -NHS(O)₂NH₂, -C(O)C₁-C₆ alkyl, -C(O)OC₁-C₆ alkyl, -C(O)N(C₁-C₆ alkyl)₂, -C(O)NH(C₁-C₆ alkyl), -C(O)NH₂, -P(C₁-C₆ alkyl)₂, -P(O)(C₁-C₆ alkyl)₂, -P(O)₂(C₁-C₆ alkyl)₂, -P(O)N(C₁-C₆ alkyl)₂, -P(O)₂N(C₁-C₆ alkyl)₂, -P(O)OC₁-C₆ alkyl, or -P(O)₂OC₁-C₆ alkyl;

each of Z¹, Z², Z³, Z⁴, Z⁵, and Z⁶ is independently N, NH, C or CH; and

n is 2 or 3.

[0016] Also provided is a compound having the formula III



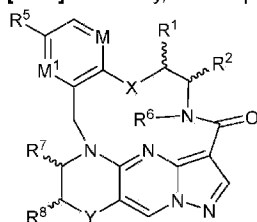
III

or a pharmaceutically acceptable salt thereof.

[0017] In such a compound, preferably n is 2.

[0018] In such a compound, preferably n is 2 or 3.

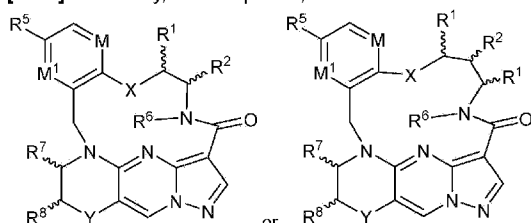
[0019] Preferably, the compound has the formula IV



IV

or is a pharmaceutically acceptable salt thereof.

[0020] Preferably, the compound, has the formula IV or V



IV

V

or is a pharmaceutically acceptable salt thereof.

[0021] Preferably, Y is O.

[0022] Preferably, M is CR³.

[0023] Preferably, R³ is H, deuterium, C₁-C₆ alkyl or halogen.

[0024] Preferably, R³ is H or F.

[0025] Preferably, M is N.

[0026] Preferably, R⁴ is H, deuterium, C₁-C₆ alkyl or halogen.

[0027] Preferably, R⁴ is H or Cl.

[0028] Preferably, R⁵ is F.

[0029] Preferably, R² is H.

[0030] Preferably, R² is H.

[0031] Preferably, R¹ is H.

[0032] Preferably, R¹ is H.

[0033] In one embodiment, R¹ is C₁-C₆ alkyl.

[0034] In one embodiment, R¹ is C₁-C₆ alkyl.

[0035] In one embodiment, R¹ is H, and R² is C₁-C₆ alkyl.

[0036] In one embodiment, R¹ is H, and R² is C₁-C₆ alkyl; or R¹ is C₁-C₆ alkyl, and R² is H; or R¹ is H or C₁-C₆ alkyl, and R² is H; or R¹ is H, and R² is C₃-C₇ cycloalkyl; or R¹ is C₃-C₇ cycloalkyl, and R² is H; or wherein one of R¹ is C₁-C₆ alkyl, any other R¹, when present, is H, and any R², when present, is H.

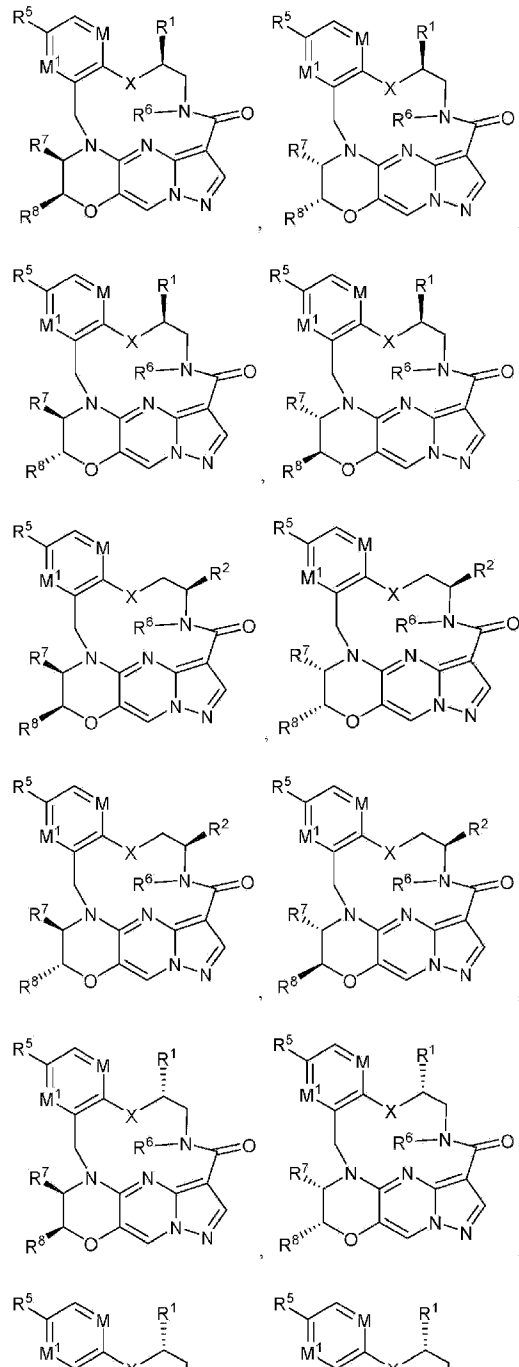
[0037] Preferably, R⁷ and R⁸ combine to form a 5- or 6-membered cycloalkyl, wherein each hydrogen atom in the 5- or 6-membered cycloalkyl is independently optionally substituted by deuterium, halogen, -OH, -CN, -OC₁-C₆ alkyl, -OC₁-C₆ alkyl(C₆-C₁₀ aryl), -NH₂, -OC(O)C₁-C₆ alkyl, -OC(O)N(C₁-C₆ alkyl)₂, -OC(O)NH(C₁-C₆ alkyl), -OC(O)NH₂, -OC(=N)N(C₁-C₆ alkyl)₂, -OC(=N)NH(C₁-C₆ alkyl), -OC(=N)NH₂, -OS(O)C₁-C₆ alkyl, -OS(O)₂C₁-C₆ alkyl, -NH(C₁-C₆ alkyl), -N(C₁-C₆ alkyl)₂, -NHC(O)C₁-C₆ alkyl, -N(C₁-C₆ alkyl)C(O)C₁-C₆ alkyl, -NHC(O)NH₂, -NHC(O)NH(C₁-C₆ alkyl), -N(C₁-C₆ alkyl)C(O)NH₂, -N(C₁-C₆ alkyl)C(O)NH(C₁-C₆ alkyl), -NHC(O)N(C₁-C₆ alkyl)₂, -N(C₁-C₆ alkyl)C(O)N(C₁-C₆ alkyl)₂, -NHC(O)OC₁-C₆ alkyl, -N(C₁-C₆ alkyl)C(O)OC₁-C₆ alkyl, -NHC(O)OH, -N(C₁-C₆ alkyl)C(O)OH, -NHS(O)C₁-C₆ alkyl, -NHS(O)₂C₁-C₆ alkyl, -N(C₁-C₆ alkyl)S(O)C₁-C₆ alkyl, -N(C₁-C₆ alkyl)S(O)₂C₁-C₆ alkyl, -NHS(O)NH₂, -NHS(O)₂NH₂, -N(C₁-C₆ alkyl)S(O)NH₂, -N(C₁-C₆ alkyl)S(O)₂NH₂, -NHS(O)NH(C₁-C₆ alkyl), -NHS(O)₂NH(C₁-C₆ alkyl), -NHS(O)N(C₁-C₆ alkyl)₂, -NHS(O)₂N(C₁-C₆ alkyl)₂, -N(C₁-C₆ alkyl)S(O)NH(C₁-C₆ alkyl), -N(C₁-C₆ alkyl)S(O)₂NH(C₁-C₆ alkyl), -N(C₁-C₆ alkyl)S(O)N(C₁-C₆ alkyl)₂, -N(C₁-C₆ alkyl)S(O)₂N(C₁-C₆ alkyl)₂, -C(O)C₁-C₆ alkyl, -CO₂H, -C(O)OC₁-C₆ alkyl, -C(O)NH₂, -C(O)NH(C₁-C₆ alkyl), -C(O)N(C₁-C₆ alkyl)₂, -SC₁-C₆ alkyl, -S(O)C₁-C₆ alkyl, -S(O)₂C₁-C₆ alkyl, -S(O)NH(C₁-C₆ alkyl), -S(O)₂NH(C₁-C₆ alkyl), -S(O)N(C₁-C₆ alkyl)₂, -S(O)₂N(C₁-C₆ alkyl)₂, -S(O)NH₂, -S(O)₂NH₂, -OS(O)N(C₁-C₆ alkyl)₂, -OS(O)₂N(C₁-C₆ alkyl)₂, -OS(O)NH(C₁-C₆ alkyl), -OS(O)₂NH(C₁-C₆ alkyl), -OS(O)NH₂, -OS(O)₂NH₂, -P(C₁-C₆ alkyl)₂, -P(O)(C₁-C₆ alkyl)₂, C₃-C₆ cycloalkyl, or 3- to 7-membered heterocycloalkyl.

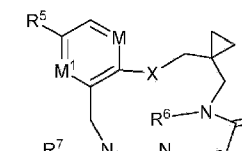
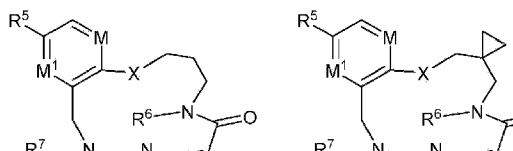
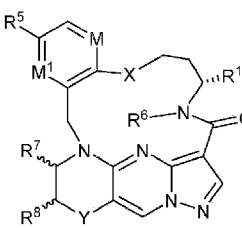
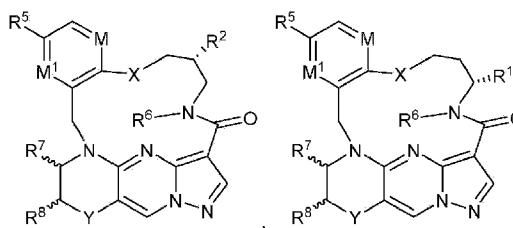
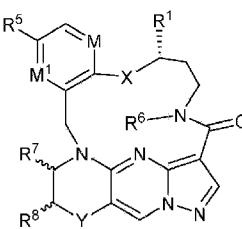
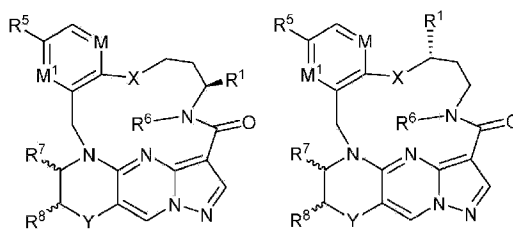
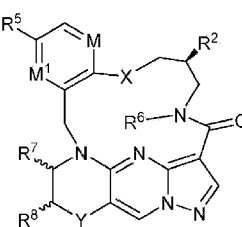
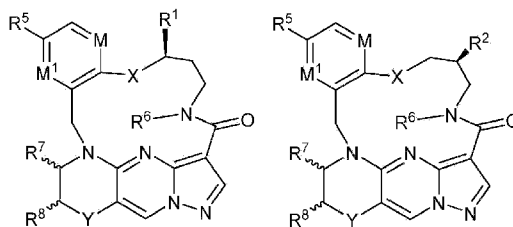
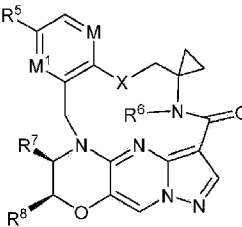
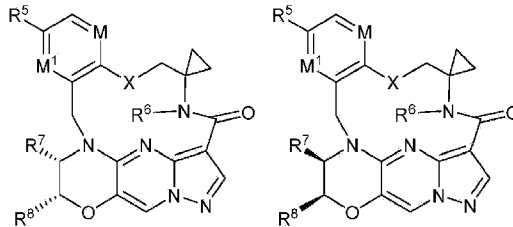
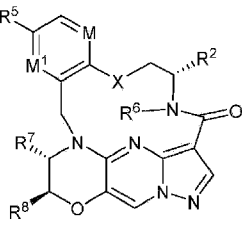
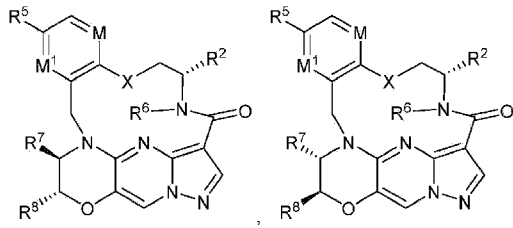
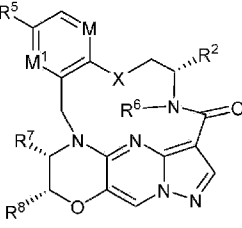
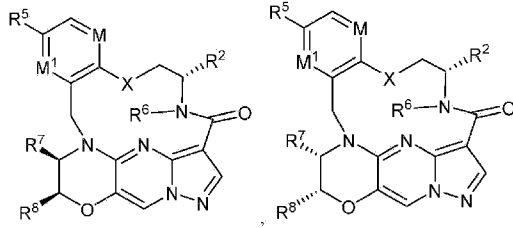
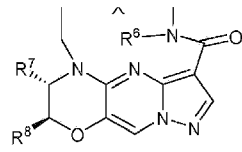
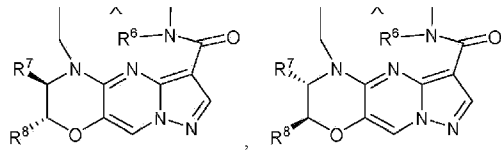
[0038] Preferably, R⁷ and R⁸ combine to form a 4-, 5- or 6-membered cycloalkyl, wherein each hydrogen atom in the 5- or 6-membered cycloalkyl is independently optionally substituted by deuterium, halogen, -OH, -CN, -OC₁-C₆ alkyl, -OC₁-C₆ alkyl(C₆-C₁₀ aryl), -NH₂, -OC(O)C₁-C₆ alkyl, -OC(O)N(C₁-C₆ alkyl)₂, -OC(O)NH(C₁-C₆ alkyl), -OC(O)NH₂, -OC(=N)N(C₁-C₆ alkyl)₂, -OC(=N)NH(C₁-C₆ alkyl), -OC(=N)NH₂, -OS(O)C₁-C₆ alkyl, -OS(O)₂C₁-C₆ alkyl, -NH(C₁-C₆ alkyl), -N(C₁-C₆ alkyl)₂, -NHC(O)C₁-C₆ alkyl, -N(C₁-C₆ alkyl)C(O)C₁-C₆ alkyl, -NHC(O)NH₂, -NHC(O)NH(C₁-C₆ alkyl), -N(C₁-C₆ alkyl)C(O)NH₂, -N(C₁-C₆ alkyl)C(O)NH(C₁-C₆ alkyl), -NHC(O)N(C₁-C₆ alkyl)₂, -N(C₁-C₆ alkyl)C(O)N(C₁-C₆ alkyl)₂, -NHC(O)OC₁-C₆ alkyl, -N(C₁-C₆ alkyl)C(O)OC₁-C₆ alkyl, -NHC(O)OH, -N(C₁-C₆ alkyl)C(O)OH, -NHS(O)C₁-C₆ alkyl, -NHS(O)₂C₁-C₆ alkyl, -N(C₁-C₆ alkyl)S(O)C₁-C₆ alkyl, -N(C₁-C₆ alkyl)S(O)₂C₁-C₆ alkyl, -NHS(O)NH₂, -NHS(O)₂NH₂, -N(C₁-C₆ alkyl)S(O)NH₂, -N(C₁-C₆ alkyl)S(O)₂NH₂, -NHS(O)NH(C₁-C₆ alkyl), -NHS(O)₂NH(C₁-C₆ alkyl), -NHS(O)N(C₁-C₆ alkyl)₂, -NHS(O)₂N(C₁-C₆ alkyl)₂, -N(C₁-C₆ alkyl)S(O)NH(C₁-C₆ alkyl), -N(C₁-C₆ alkyl)S(O)₂NH(C₁-C₆ alkyl), -N(C₁-C₆ alkyl)S(O)N(C₁-C₆ alkyl)₂, -N(C₁-C₆ alkyl)S(O)₂N(C₁-C₆ alkyl)₂, -C(O)C₁-C₆ alkyl, -CO₂H, -C(O)OC₁-C₆ alkyl, -C(O)NH₂, -C(O)NH(C₁-C₆ alkyl), -C(O)N(C₁-C₆ alkyl)₂, -SC₁-C₆ alkyl, -S(O)C₁-C₆ alkyl, -S(O)₂C₁-C₆ alkyl, -S(O)NH(C₁-C₆ alkyl), -S(O)₂NH(C₁-C₆ alkyl), -S(O)N(C₁-C₆ alkyl)₂, -S(O)₂N(C₁-C₆ alkyl)₂, -S(O)NH₂, -S(O)₂NH₂, -OS(O)N(C₁-C₆ alkyl)₂, -OS(O)₂N(C₁-C₆ alkyl)₂, -OS(O)NH(C₁-C₆ alkyl), -OS(O)₂NH(C₁-C₆ alkyl), -OS(O)NH₂, -OS(O)₂NH₂, -P(C₁-C₆ alkyl)₂, -P(O)(C₁-C₆ alkyl)₂, C₃-C₆ cycloalkyl, or 3- to 7-membered heterocycloalkyl.

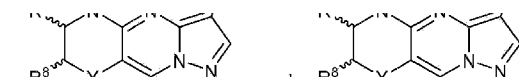
[0039] In one embodiment, R⁷ and R⁸ combine to form a 3-, 4-, 5- or 6-membered heterocycloalkyl, wherein each hydrogen atom in the 3-, 4-, 5- or 6-membered heterocycloalkyl is independently optionally substituted by deuterium, halogen, -OH, -CN, -OC₁-C₆ alkyl, -OC₁-C₆ alkyl(C₆-C₁₀ aryl), -NH₂, -OC(O)C₁-C₆ alkyl, -OC(O)N(C₁-C₆ alkyl)₂, -OC(O)NH(C₁-C₆ alkyl), -OC(O)NH₂, -OC(=N)N(C₁-C₆

alkyl)₂, -OC(=N)NH(C₁-C₆ alkyl), -OC(=N)NH₂, -OS(O)C₁-C₆ alkyl, -OS(O)₂C₁-C₆ alkyl, -NH(C₁-C₆ alkyl), -N(C₁-C₆ alkyl)₂, -NHC(O)C₁-C₆ alkyl, -N(C₁-C₆ alkyl)C(O)C₁-C₆ alkyl, -NHC(O)NH₂, -NHC(O)NH(C₁-C₆ alkyl), -N(C₁-C₆ alkyl)C(O)NH₂, -N(C₁-C₆ alkyl)C(O)NH(C₁-C₆ alkyl), -NHC(O)N(C₁-C₆ alkyl)₂, -N(C₁-C₆ alkyl)C(O)N(C₁-C₆ alkyl)₂, -NHC(O)OC₁-C₆ alkyl, -N(C₁-C₆ alkyl)C(O)OC₁-C₆ alkyl, -NHC(O)OH, -N(C₁-C₆ alkyl)C(O)OH, -NHS(O)C₁-C₆ alkyl, -NHS(O)₂C₁-C₆ alkyl, -N(C₁-C₆ alkyl)S(O)C₁-C₆ alkyl, -N(C₁-C₆ alkyl)S(O)₂C₁-C₆ alkyl, -NHS(O)NH₂, -NHS(O)₂NH₂, -N(C₁-C₆ alkyl)S(O)NH₂, -N(C₁-C₆ alkyl)S(O)₂NH₂, -NHS(O)NH(C₁-C₆ alkyl), -NHS(O)₂NH(C₁-C₆ alkyl), -NHS(O)N(C₁-C₆ alkyl)₂, -NHS(O)₂N(C₁-C₆ alkyl)₂, -N(C₁-C₆ alkyl)S(O)NH(C₁-C₆ alkyl), -N(C₁-C₆ alkyl)S(O)₂NH(C₁-C₆ alkyl), -N(C₁-C₆ alkyl)S(O)N(C₁-C₆ alkyl)₂, -N(C₁-C₆ alkyl)S(O)₂N(C₁-C₆ alkyl)₂, -C(O)C₁-C₆ alkyl, -CO₂H, -C(O)OC₁-C₆ alkyl, -C(O)NH₂, -C(O)NH(C₁-C₆ alkyl), -C(O)N(C₁-C₆ alkyl)₂, -SC₁-C₆ alkyl, -S(O)C₁-C₆ alkyl, -S(O)₂C₁-C₆ alkyl, -S(O)NH(C₁-C₆ alkyl), -S(O)₂NH(C₁-C₆ alkyl), -S(O)N(C₁-C₆ alkyl)₂, -S(O)₂N(C₁-C₆ alkyl)₂, -S(O)NH₂, -S(O)₂NH₂, -OS(O)N(C₁-C₆ alkyl)₂, -OS(O)₂N(C₁-C₆ alkyl)₂, -OS(O)NH(C₁-C₆ alkyl), -OS(O)₂NH(C₁-C₆ alkyl), -OS(O)NH₂, -OS(O)₂NH₂, -P(C₁-C₆ alkyl)₂, -P(O)(C₁-C₆ alkyl)₂, C₃-C₆ cycloalkyl, or 3- to 7-membered heterocycloalkyl. In a preferred embodiment, R⁷ and R⁸ combine to form a tetrahydrofuran ring. In another preferred embodiment, R⁷ and R⁸ combine to form a cyclopentane ring. In another preferred embodiment, R⁷ and R⁸ combine to form a cyclobutane ring, cyclopentane ring, or cyclohexane ring.

[0040] In one embodiment provided is a compound or a pharmaceutically acceptable salt thereof, selected from the group consisting of







wherein

M is CR³ or N;

M¹ is CR⁴;

X is O, S, S(O), or S(O)₂;

R¹ and R² are each independently H, deuterium, C₁-C₆ alkyl, C₂-C₆ alkenyl, C₂-C₆ alkynyl, C₃-C₆ cycloalkyl, C₆-C₁₀ aryl, -OR^a, -SR^a, -NR^aR^b, -C(O)OR^a, -C(O)NR^aR^b; wherein each hydrogen atom in C₁-C₆ alkyl, C₂-C₆ alkenyl, C₂-C₆ alkynyl, C₃-C₆ cycloalkyl and C₆-C₁₀ aryl is independently optionally substituted by deuterium, halogen, -OH, -CN, -OC₁-C₆ alkyl, -OC₁-C₆ alkyl(C₆-C₁₀ aryl), -NH₂, -OC(O)C₁-C₆ alkyl, -OC(O)N(C₁-C₆ alkyl)₂, -OC(O)NH(C₁-C₆ alkyl), -OC(O)NH₂, -OC(=N)N(C₁-C₆ alkyl)₂, -OC(=N)NH(C₁-C₆ alkyl), -OC(=N)NH₂, -OS(O)C₁-C₆ alkyl, -OS(O)₂C₁-C₆ alkyl, -NH(C₁-C₆ alkyl), -N(C₁-C₆ alkyl)₂, -NHC(O)C₁-C₆ alkyl, -N(C₁-C₆ alkyl)C(O)C₁-C₆ alkyl, -NHC(O)NH₂, -NHC(O)NH(C₁-C₆ alkyl), -N(C₁-C₆ alkyl)C(O)NH₂, -N(C₁-C₆ alkyl)C(O)NH(C₁-C₆ alkyl), -NHC(O)N(C₁-C₆ alkyl)₂, -N(C₁-C₆ alkyl)C(O)N(C₁-C₆ alkyl)₂, -NHC(O)OC₁-C₆ alkyl, -N(C₁-C₆ alkyl)C(O)OC₁-C₆ alkyl, -NHC(O)OH, -N(C₁-C₆ alkyl)C(O)OH, -NHS(O)C₁-C₆ alkyl, -NHS(O)₂C₁-C₆ alkyl, -N(C₁-C₆ alkyl)S(O)C₁-C₆ alkyl, -N(C₁-C₆ alkyl)S(O)₂C₁-C₆ alkyl, -NHS(O)NH₂, -NHS(O)₂NH₂, -N(C₁-C₆ alkyl)S(O)NH₂, -N(C₁-C₆ alkyl)S(O)₂NH₂, -NHS(O)NH(C₁-C₆ alkyl), -NHS(O)₂NH(C₁-C₆ alkyl), -NHS(O)N(C₁-C₆ alkyl)₂, -NHS(O)₂N(C₁-C₆ alkyl)₂, -N(C₁-C₆ alkyl)S(O)NH(C₁-C₆ alkyl), -N(C₁-C₆ alkyl)S(O)₂NH(C₁-C₆ alkyl), -N(C₁-C₆ alkyl)S(O)N(C₁-C₆ alkyl)₂, -N(C₁-C₆ alkyl)S(O)₂N(C₁-C₆ alkyl)₂, -C(O)C₁-C₆ alkyl, -CO₂H, -C(O)OC₁-C₆ alkyl, -C(O)NH₂, -C(O)NH(C₁-C₆ alkyl), -C(O)N(C₁-C₆ alkyl)₂, -SC₁-C₆ alkyl, -S(O)C₁-C₆ alkyl, -S(O)₂C₁-C₆ alkyl, -S(O)NH(C₁-C₆ alkyl), -S(O)₂NH(C₁-C₆ alkyl), -S(O)N(C₁-C₆ alkyl)₂, -S(O)₂N(C₁-C₆ alkyl)₂, -S(O)NH₂, -S(O)₂NH₂, -OS(O)N(C₁-C₆ alkyl)₂, -OS(O)₂N(C₁-C₆ alkyl)₂, -OS(O)NH(C₁-C₆ alkyl), -OS(O)₂NH(C₁-C₆ alkyl), -OS(O)NH₂, -OS(O)₂NH₂, -P(C₁-C₆ alkyl)₂, -P(O)(C₁-C₆ alkyl)₂, C₃-C₆ cycloalkyl, or 3- to 7-membered heterocycloalkyl;

R³, R⁴, and R⁵ are each independently H, fluoro, chloro, bromo, C₁-C₆ alkyl, -OH, -CN, -OC₁-C₆ alkyl, -NHC₁-C₆ alkyl, -N(C₁-C₆ alkyl)₂ or -CF₃;

R⁶ is H, C₁-C₆ alkyl or 3- to 7-membered heterocycloalkyl, wherein each hydrogen atom in C₁-C₆ alkyl or 3- to 7-membered heterocycloalkyl is independently optionally substituted by halogen, -OH, -CN, -OC₁-C₆ alkyl, -NH₂, -NH(C₁-C₆ alkyl), -N(C₁-C₆ alkyl)₂, -CO₂H, -C(O)OC₁-C₆ alkyl, -C(O)NH₂, -C(O)NH(C₁-C₆ alkyl), -C(O)N(C₁-C₆ alkyl)₂, C₃-C₆ cycloalkyl, or monocyclic 5- to 7-membered heterocycloalkyl;

R⁷ and R⁸ combine to form a C₃-C₇ cycloalkyl, a 5- to 8-membered heterocycloalkyl, C₆-C₁₀ aryl, or 5- to 7-membered heteroaryl; wherein each hydrogen atom in C₃-C₇ cycloalkyl, a 5- to 8-membered heterocycloalkyl, C₆-C₁₀ aryl, or 5- to 7-membered heteroaryl is independently optionally substituted by deuterium, halogen, -OH, -OC₁-C₆ alkyl, -OC(O)C₁-C₆ alkyl, -OC(O)NH₂, -OC(O)NH(C₁-C₆ alkyl), -OC(O)N(C₁-C₆ alkyl)₂, -OC(=N)NH₂, -OC(=N)NH(C₁-C₆ alkyl), -OC(=N)N(C₁-C₆ alkyl)₂, -OS(O)C₁-C₆ alkyl, -OS(O)₂C₁-C₆ alkyl, -OS(O)NH₂, -OS(O)NH(C₁-C₆ alkyl), -OS(O)N(C₁-C₆ alkyl)₂, -OS(O)₂NH₂, -OS(O)₂NH(C₁-C₆ alkyl), -OS(O)₂N(C₁-C₆ alkyl)₂, -SH, -SC₁-C₆ alkyl, -S(O)C₁-C₆ alkyl, -S(O)₂C₁-C₆ alkyl, -S(O)NH₂, -S(O)NH(C₁-C₆ alkyl), -S(O)(C₁-C₆ alkyl)₂, -S(O)₂NH₂, -S(O)₂NH(C₁-C₆ alkyl), -S(O)₂N(C₁-C₆ alkyl)₂, -NH₂, -NH(C₁-C₆ alkyl), -N(C₁-C₆ alkyl)₂, -NHC(O)C₁-C₆ alkyl, -N(C₁-C₆ alkyl)C(O)C₁-C₆ alkyl, -NHC(O)OH, -NHC(O)OC₁-C₆ alkyl, -N(C₁-C₆ alkyl)C(O)OH, -N(C₁-C₆ alkyl)C(O)OC₁-C₆ alkyl, -NHC(O)NH₂, -NHC(O)NH(C₁-C₆ alkyl), -NHC(O)N(C₁-C₆ alkyl)₂, -N(C₁-C₆ alkyl)C(O)NH₂, -N(C₁-C₆ alkyl)C(O)NH(C₁-C₆ alkyl), -N(C₁-C₆ alkyl)C(O)N(C₁-C₆ alkyl)₂, -NHS(O)C₁-C₆ alkyl, -N(C₁-C₆ alkyl)S(O)C₁-C₆ alkyl, -NHS(O)₂C₁-C₆ alkyl, -N(C₁-C₆ alkyl)S(O)₂C₁-C₆ alkyl, -NHS(O)NH₂, -NHS(O)NH(C₁-C₆ alkyl), -NHS(O)N(C₁-C₆ alkyl)₂, -N(C₁-C₆ alkyl)S(O)NH₂, -N(C₁-C₆ alkyl)S(O)NH(C₁-C₆ alkyl), -N(C₁-C₆ alkyl)S(O)N(C₁-C₆ alkyl)₂, -NHS(O)₂NH₂, -NHS(O)₂NH(C₁-C₆ alkyl), -NHS(O)₂N(C₁-C₆ alkyl)₂, -N(C₁-C₆ alkyl)S(O)₂NH₂, -N(C₁-C₆ alkyl)S(O)₂NH(C₁-C₆ alkyl), -N(C₁-C₆ alkyl)S(O)₂N(C₁-C₆ alkyl)₂, -C(O)C₁-C₆ alkyl, -C(O)OC₁-C₆ alkyl, -C(O)NH₂, -C(O)NH(C₁-C₆ alkyl), -C(O)N(C₁-C₆ alkyl)₂, -P(C₁-C₆ alkyl)₂, -P(O)(C₁-C₆ alkyl)₂, -P(O)₂(C₁-C₆ alkyl)₂, -P(O)NH₂, -P(O)NH(C₁-C₆ alkyl), -P(O)N(C₁-C₆ alkyl)₂, -P(O)₂NH₂, -P(O)₂NH(C₁-C₆ alkyl), -P(O)₂N(C₁-C₆ alkyl)₂, -P(O)OH, -P(O)OC₁-C₆ alkyl, -P(O)₂OH, -P(O)₂OC₁-C₆ alkyl, -CN, or -NO₂;

Y is O, S, NR⁹, or CR⁹R¹⁰; and

R⁹ and R¹⁰ are each independently H, deuterium, halogen, or C₁-C₆ alkyl, wherein each hydrogen atom in C₁-C₆ alkyl is optionally substituted by a halogen, -OH, -OC₁-C₆ alkyl, -OC(O)C₁-C₆ alkyl, -OC(O)N(C₁-C₆ alkyl)₂, -OC(O)NH(C₁-C₆ alkyl), -OC(O)NH₂, -OC(=N)N(C₁-C₆ alkyl)₂, -OC(=N)NH(C₁-C₆ alkyl), -OC(=N)NH₂, -OS(O)C₁-C₆ alkyl, -OS(O)₂C₁-C₆ alkyl, -OS(O)N(C₁-C₆ alkyl)₂, -OS(O)NH(C₁-C₆ alkyl), -OS(O)NH₂, -OS(O)₂N(C₁-C₆ alkyl)₂, -OS(O)₂NH(C₁-C₆ alkyl), -OS(O)₂NH₂, -SH, -SC₁-C₆ alkyl, -S(O)C₁-C₆ alkyl, -S(O)₂C₁-C₆ alkyl, -S(O)N(C₁-C₆ alkyl)₂, -S(O)NH(C₁-C₆ alkyl), -S(O)NH₂, -S(O)₂N(C₁-C₆ alkyl)₂, -S(O)₂NH(C₁-C₆ alkyl), -S(O)₂NH₂, -N(C₁-C₆ alkyl)₂, -NH(C₁-C₆ alkyl), -NH₂, -N(C₁-C₆ alkyl)C(O)C₁-C₆ alkyl, -NHC(O)C₁-C₆ alkyl, -N(C₁-C₆ alkyl)C(O)OC₁-C₆

alkyl, -N(C₁-C₆ alkyl)C(O)OH, -NHC(O)OC₁-C₆ alkyl, -NHC(O)OH, -N(C₁-C₆ alkyl)C(O)N(C₁-C₆ alkyl)₂, -N(C₁-C₆ alkyl)C(O)NH(C₁-C₆ alkyl), -N(C₁-C₆ alkyl)C(O)NH₂, -NHC(O)N(C₁-C₆ alkyl)₂, -NHC(O)NH(C₁-C₆ alkyl), -NHC(O)NH₂, -N(C₁-C₆ alkyl)S(O)C₁-C₆ alkyl, -NHS(O)C₁-C₆ alkyl, -N(C₁-C₆ alkyl)S(O)₂C₁-C₆ alkyl, -NHS(O)₂C₁-C₆ alkyl, -N(C₁-C₆ alkyl)S(O)N(C₁-C₆ alkyl)₂, -N(C₁-C₆ alkyl)S(O)NH(C₁-C₆ alkyl), -N(C₁-C₆ alkyl)S(O)NH₂, -NHS(O)N(C₁-C₆ alkyl)₂, -NHS(O)NH(C₁-C₆ alkyl), -NHS(O)NH₂, -N(C₁-C₆ alkyl)S(O)₂N(C₁-C₆ alkyl)₂, -N(C₁-C₆ alkyl)S(O)₂NH(C₁-C₆ alkyl), -N(C₁-C₆ alkyl)S(O)₂NH₂, -NHS(O)₂N(C₁-C₆ alkyl)₂, -NHS(O)₂NH(C₁-C₆ alkyl), -NHS(O)₂NH₂, -C(O)C₁-C₆ alkyl, -C(O)OC₁-C₆ alkyl, -C(O)N(C₁-C₆ alkyl)₂, -C(O)NH(C₁-C₆ alkyl), -C(O)NH₂, -P(C₁-C₆ alkyl)₂, -P(O)(C₁-C₆ alkyl)₂, -P(O)₂(C₁-C₆ alkyl)₂, -P(O)N(C₁-C₆ alkyl)₂, -P(O)₂N(C₁-C₆ alkyl)₂, -P(O)OC₁-C₆ alkyl, or -P(O)₂OC₁-C₆ alkyl.

[0041] Preferably, in such compounds, M is CR³.

[0042] Preferably, in such compounds, R³ is H, deuterium, C₁-C₆ alkyl or halogen.

[0043] Preferably, in such compounds, R³ is H or F.

[0044] Preferably, in such compounds, M is N.

[0045] Preferably, in such compounds, R⁴ is H, deuterium, C₁-C₆ alkyl or halogen.

[0046] Preferably, in such compounds, R⁴ is H or Cl.

[0047] Preferably, in such compounds, R⁵ is F.

[0048] Preferably, in such compounds, R² is H.

[0049] Preferably, in such compounds, R¹ is C₁-C₆ alkyl.

[0050] Preferably, in such compounds, R² is C₁-C₆ alkyl.

[0051] Preferably, in such compounds, R² is C₁-C₆ alkyl; or C₃-C₇ cycloalkyl.

[0052] Preferably, in such compounds, R⁷ and R⁸ combine to form a 5- or 6-membered cycloalkyl, wherein each hydrogen atom in the 5- or 6-membered cycloalkyl is independently optionally substituted by deuterium, halogen, -OH, -CN, -OC₁-C₆ alkyl, -OC₁-C₆ alkyl(C₆-C₁₀ aryl), -NH₂, -OC(O)C₁-C₆ alkyl, -OC(O)N(C₁-C₆ alkyl)₂, -OC(O)NH(C₁-C₆ alkyl), -OC(O)NH₂, -OC(=N)N(C₁-C₆ alkyl)₂, -OC(=N)NH(C₁-C₆ alkyl), -OC(=N)NH₂, -OS(O)C₁-C₆ alkyl, -OS(O)₂C₁-C₆ alkyl, -NH(C₁-C₆ alkyl), -N(C₁-C₆ alkyl)₂, -NHC(O)C₁-C₆ alkyl, -N(C₁-C₆ alkyl)C(O)C₁-C₆ alkyl, -NHC(O)NH₂, -NHC(O)NH(C₁-C₆ alkyl), -N(C₁-C₆ alkyl)C(O)NH₂, -N(C₁-C₆ alkyl)C(O)NH(C₁-C₆ alkyl), -NHC(O)N(C₁-C₆ alkyl)₂, -N(C₁-C₆ alkyl)C(O)N(C₁-C₆ alkyl)₂, -NHC(O)OC₁-C₆ alkyl, -N(C₁-C₆ alkyl)C(O)OC₁-C₆ alkyl, -NHC(O)OH, -N(C₁-C₆ alkyl)C(O)OH, -NHS(O)C₁-C₆ alkyl, -NHS(O)₂C₁-C₆ alkyl, -N(C₁-C₆ alkyl)S(O)C₁-C₆ alkyl, -N(C₁-C₆ alkyl)S(O)₂C₁-C₆ alkyl, -NHS(O)NH₂, -NHS(O)₂NH₂, -N(C₁-C₆ alkyl)S(O)NH₂, -N(C₁-C₆ alkyl)S(O)₂NH₂, -NHS(O)NH(C₁-C₆ alkyl), -NHS(O)₂NH(C₁-C₆ alkyl), -NHS(O)N(C₁-C₆ alkyl)₂, -NHS(O)₂N(C₁-C₆ alkyl)₂, -N(C₁-C₆ alkyl)S(O)NH(C₁-C₆ alkyl), -N(C₁-C₆ alkyl)S(O)₂NH(C₁-C₆ alkyl), -N(C₁-C₆ alkyl)S(O)N(C₁-C₆ alkyl)₂, -N(C₁-C₆ alkyl)S(O)₂N(C₁-C₆ alkyl)₂, -C(O)C₁-C₆ alkyl, -CO₂H, -C(O)OC₁-C₆ alkyl, -C(O)NH₂, -C(O)NH(C₁-C₆ alkyl), -C(O)N(C₁-C₆ alkyl)₂, -SC₁-C₆ alkyl, -S(O)C₁-C₆ alkyl, -S(O)₂C₁-C₆ alkyl, -S(O)NH(C₁-C₆ alkyl), -S(O)₂NH(C₁-C₆ alkyl), -S(O)N(C₁-C₆ alkyl)₂, -S(O)₂N(C₁-C₆ alkyl)₂, -S(O)NH₂, -S(O)₂NH₂, -OS(O)N(C₁-C₆ alkyl)₂, -OS(O)₂N(C₁-C₆ alkyl)₂, -OS(O)NH(C₁-C₆ alkyl), -OS(O)₂NH(C₁-C₆ alkyl), -OS(O)NH₂, -OS(O)₂NH₂, -P(C₁-C₆ alkyl)₂, -P(O)(C₁-C₆ alkyl)₂, C₃-C₆ cycloalkyl, or 3- to 7-membered heterocycloalkyl.

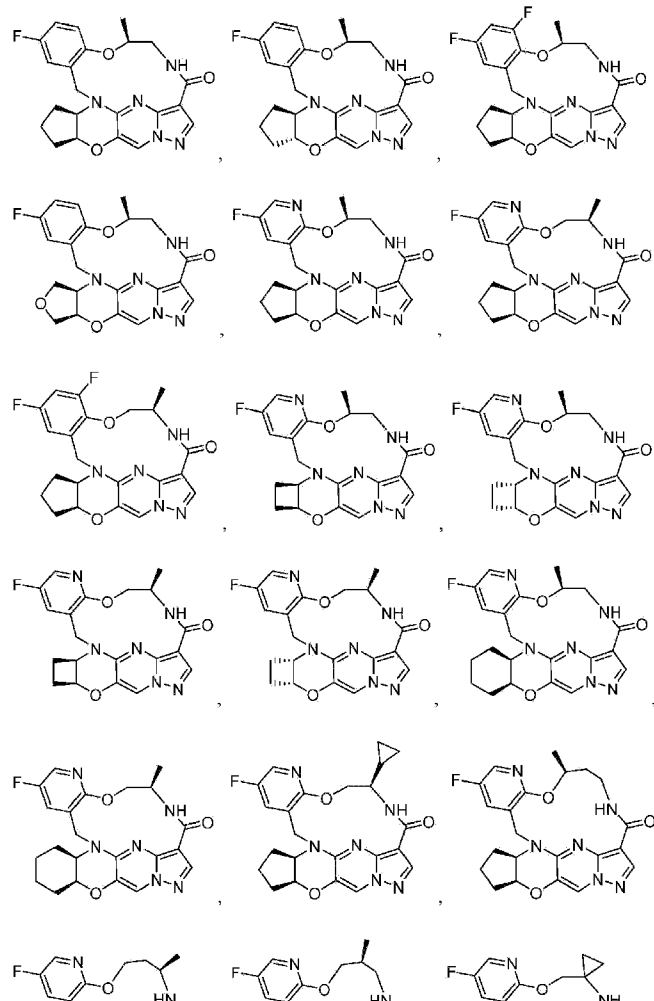
[0053] Preferably, in such compounds, R⁷ and R⁸ combine to form a 4-, 5- or 6-membered cycloalkyl, wherein each hydrogen atom in the 5- or 6-membered cycloalkyl is independently optionally substituted by deuterium, halogen, -OH, -CN, -OC₁-C₆ alkyl, -OC₁-C₆ alkyl(C₆-C₁₀ aryl), -NH₂, -OC(O)C₁-C₆ alkyl, -OC(O)N(C₁-C₆ alkyl)₂, -OC(O)NH(C₁-C₆ alkyl), -OC(O)NH₂, -OC(=N)N(C₁-C₆ alkyl)₂, -OC(=N)NH(C₁-C₆ alkyl), -OC(=N)NH₂, -OS(O)C₁-C₆ alkyl, -OS(O)₂C₁-C₆ alkyl, -NH(C₁-C₆ alkyl), -N(C₁-C₆ alkyl)₂, -NHC(O)C₁-C₆ alkyl, -N(C₁-C₆ alkyl)C(O)C₁-C₆ alkyl, -NHC(O)NH₂, -NHC(O)NH(C₁-C₆ alkyl), -N(C₁-C₆ alkyl)C(O)NH₂, -N(C₁-C₆ alkyl)C(O)NH(C₁-C₆ alkyl), -NHC(O)N(C₁-C₆ alkyl)₂, -N(C₁-C₆ alkyl)C(O)N(C₁-C₆ alkyl)₂, -NHC(O)OC₁-C₆ alkyl, -N(C₁-C₆ alkyl)C(O)OC₁-C₆ alkyl, -NHC(O)OH, -N(C₁-C₆ alkyl)C(O)OH, -NHS(O)C₁-C₆ alkyl, -NHS(O)₂C₁-C₆ alkyl, -N(C₁-C₆ alkyl)S(O)C₁-C₆ alkyl, -N(C₁-C₆ alkyl)S(O)₂C₁-C₆ alkyl, -NHS(O)NH₂, -NHS(O)₂NH₂, -N(C₁-C₆ alkyl)S(O)NH₂, -N(C₁-C₆ alkyl)S(O)₂NH₂, -NHS(O)NH(C₁-C₆ alkyl), -NHS(O)₂NH(C₁-C₆ alkyl), -NHS(O)N(C₁-C₆ alkyl)₂, -NHS(O)₂N(C₁-C₆ alkyl)₂, -N(C₁-C₆ alkyl)S(O)NH(C₁-C₆ alkyl), -N(C₁-C₆ alkyl)S(O)₂NH(C₁-C₆ alkyl), -N(C₁-C₆ alkyl)S(O)N(C₁-C₆ alkyl)₂, -N(C₁-C₆ alkyl)S(O)₂N(C₁-C₆ alkyl)₂, -C(O)C₁-C₆ alkyl, -CO₂H, -C(O)OC₁-C₆ alkyl, -C(O)NH₂, -C(O)NH(C₁-C₆ alkyl), -C(O)N(C₁-C₆ alkyl)₂, -SC₁-C₆ alkyl, -S(O)C₁-C₆ alkyl, -S(O)₂C₁-C₆ alkyl, -S(O)NH(C₁-C₆ alkyl), -S(O)₂NH(C₁-C₆ alkyl), -S(O)N(C₁-C₆ alkyl)₂, -S(O)₂N(C₁-C₆ alkyl)₂, -S(O)NH₂, -S(O)₂NH₂, -OS(O)N(C₁-C₆ alkyl)₂, -OS(O)₂N(C₁-C₆ alkyl)₂, -OS(O)NH(C₁-C₆ alkyl), -OS(O)₂NH(C₁-C₆ alkyl), -OS(O)NH₂, -OS(O)₂NH₂, -P(C₁-C₆ alkyl)₂, -P(O)(C₁-C₆ alkyl)₂, C₃-C₆ cycloalkyl, or 3- to 7-membered heterocycloalkyl.

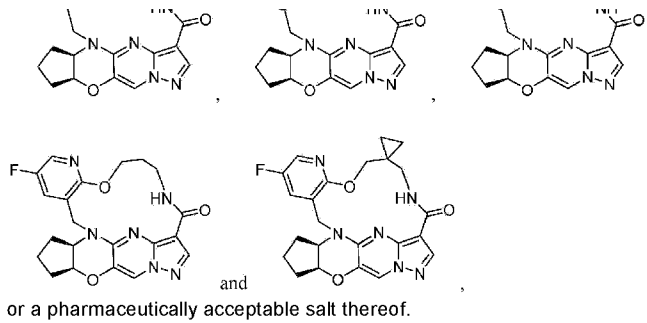
alkyl)S(O)N(C₁-C₆ alkyl)₂, -N(C₁-C₆ alkyl)S(O)₂N(C₁-C₆ alkyl)₂, -C(O)C₁-C₆ alkyl, -CO₂H, -C(O)OC₁-C₆ alkyl, -C(O)NH₂, -C(O)NH(C₁-C₆ alkyl), -C(O)N(C₁-C₆ alkyl)₂, -SC₁-C₆ alkyl, -S(O)C₁-C₆ alkyl, -S(O)₂C₁-C₆ alkyl, -S(O)NH(C₁-C₆ alkyl), -S(O)₂NH(C₁-C₆ alkyl), -S(O)N(C₁-C₆ alkyl)₂, -S(O)₂N(C₁-C₆ alkyl)₂, -S(O)NH₂, -S(O)₂NH₂, -OS(O)N(C₁-C₆ alkyl)₂, -OS(O)₂N(C₁-C₆ alkyl)₂, -OS(O)NH(C₁-C₆ alkyl), -OS(O)₂NH(C₁-C₆ alkyl), -OS(O)NH₂, -OS(O)₂NH₂, -P(C₁-C₆ alkyl)₂, -P(O)(C₁-C₆ alkyl)₂, C₃-C₆ cycloalkyl, or 3- to 7-membered heterocycloalkyl.

[0054] Preferably, in such compounds, R⁷ and R⁸ combine to form a 3-, 4-, 5- or 6-membered heterocycloalkyl, wherein each hydrogen atom in the 3-, 4-, 5- or 6-membered heterocycloalkyl is independently optionally substituted by deuterium, halogen, -OH, -CN, -OC₁-C₆ alkyl, -OC₁-C₆ alkyl(C₆-C₁₀ aryl), -NH₂, -OC(O)C₁-C₆ alkyl, -OC(O)N(C₁-C₆ alkyl)₂, -OC(O)NH(C₁-C₆ alkyl), -OC(O)NH₂, -OC(=N)N(C₁-C₆ alkyl)₂, -OC(=N)NH(C₁-C₆ alkyl), -OC(=N)NH₂, -OS(O)C₁-C₆ alkyl, -OS(O)₂C₁-C₆ alkyl, -NH(C₁-C₆ alkyl), -N(C₁-C₆ alkyl)₂, -NHC(O)C₁-C₆ alkyl, -N(C₁-C₆ alkyl)C(O)C₁-C₆ alkyl, -NHC(O)NH₂, -NHC(O)NH(C₁-C₆ alkyl), -N(C₁-C₆ alkyl)C(O)NH₂, -N(C₁-C₆ alkyl)C(O)NH(C₁-C₆ alkyl), -NHC(O)N(C₁-C₆ alkyl)₂, -N(C₁-C₆ alkyl)C(O)N(C₁-C₆ alkyl)₂, -NHC(O)OC₁-C₆ alkyl, -N(C₁-C₆ alkyl)C(O)OC₁-C₆ alkyl, -NHC(O)OH, -N(C₁-C₆ alkyl)C(O)OH, -NHS(O)C₁-C₆ alkyl, -NHS(O)₂C₁-C₆ alkyl, -N(C₁-C₆ alkyl)S(O)C₁-C₆ alkyl, -N(C₁-C₆ alkyl)S(O)₂C₁-C₆ alkyl, -NHS(O)NH₂, -NHS(O)₂NH₂, -N(C₁-C₆ alkyl)S(O)NH₂, -N(C₁-C₆ alkyl)S(O)₂NH₂, -NHS(O)NH(C₁-C₆ alkyl), -NHS(O)₂NH(C₁-C₆ alkyl), -NHS(O)N(C₁-C₆ alkyl)₂, -NHS(O)₂N(C₁-C₆ alkyl)₂, -N(C₁-C₆ alkyl)S(O)NH(C₁-C₆ alkyl), -N(C₁-C₆ alkyl)S(O)₂NH(C₁-C₆ alkyl), -N(C₁-C₆ alkyl)S(O)N(C₁-C₆ alkyl)₂, -N(C₁-C₆ alkyl)S(O)₂N(C₁-C₆ alkyl)₂, -C(O)C₁-C₆ alkyl, -CO₂H, -C(O)OC₁-C₆ alkyl, -C(O)NH₂, -C(O)NH(C₁-C₆ alkyl), -C(O)N(C₁-C₆ alkyl)₂, -SC₁-C₆ alkyl, -S(O)C₁-C₆ alkyl, -S(O)₂C₁-C₆ alkyl, -S(O)NH(C₁-C₆ alkyl), -S(O)₂NH(C₁-C₆ alkyl), -S(O)N(C₁-C₆ alkyl)₂, -S(O)₂N(C₁-C₆ alkyl)₂, -S(O)NH₂, -S(O)₂NH₂, -OS(O)N(C₁-C₆ alkyl)₂, -OS(O)₂N(C₁-C₆ alkyl)₂, -OS(O)NH(C₁-C₆ alkyl), -OS(O)₂NH(C₁-C₆ alkyl), -OS(O)NH₂, -OS(O)₂NH₂, -P(C₁-C₆ alkyl)₂, -P(O)(C₁-C₆ alkyl)₂, C₃-C₆ cycloalkyl, or 3- to 7-membered heterocycloalkyl. In one preferred embodiment, R⁷ and R⁸ combine to form a tetrahydrofuran ring. In another preferred embodiment, R⁷ and R⁸ combine to form a cyclopentane ring. In another preferred embodiment, R⁷ and R⁸ combine to form a cyclobutane ring, cyclopentane ring, or cyclohexane ring.

[0055] Preferably, X is O.

[0056] Also provided is a compound selected from the group consisting of





[0057] Also provided is a pharmaceutical composition comprising a compound of the invention, or a pharmaceutically acceptable salt thereof, and optionally at least one diluent, carrier or excipient.

[0058] Further provided is a compound of the invention, for use in treating cancer in a patient.

BRIEF DESCRIPTION OF THE DRAWINGS

[0059]

Fig. 1 shows the pharmacodynamic inhibiting activity of Compound 5 on RET in RET-driven cells, specifically that Compound 5 caused the suppression of RET autophosphorylation at IC₅₀s of around 0.3 nM in TT.

Fig. 2 shows the pharmacodynamic inhibiting activity of Compound 5 on RET in RET-driven cells, specifically that Compound 5 caused the suppression of RET autophosphorylation at IC₅₀s of around 1-3 nM in Ba/F3 KIF5B-RET WT.

Fig. 3 shows the pharmacodynamic inhibiting activity of Compound 5 on RET in RET-driven cells, specifically that Compound 5 caused the suppression of RET autophosphorylation at IC₅₀s of around 3-10 nM in Ba/F3 KIF5B-RET G810R.

Fig. 4A is a chart that shows that Compound 5 dosed at 2 mg/kg BID and 5 mg/kg BID for 27 days decreased tumor size in test mice compared to untreated control. Untreated control (

), 2 mg/kg (), 5 mg/kg ().

Fig. 4B is a chart that shows % weight change for test mice dosed at 2 mg/kg BID and 5 mg/kg BID for 27 days compared to untreated control. Untreated control (

), 2 mg/kg (), 5 mg/kg ().

Fig. 5A is a chart that shows the effect of Compound 5 dosed at 1 mg/kg BID and 5 mg/kg BID for 10 days on tumor size in test mice compared to untreated control. Untreated control (

), 1 mg/kg (), 5 mg/kg ().

Fig. 5B is a chart that shows % weight change for test mice dosed at 1 mg/kg BID and 5 mg/kg BID for 10 days compared to untreated control. Untreated control (

), 1 mg/kg (), 5 mg/kg ().

Fig. 6A is a chart that shows the effect of Compound 5 dosed at 1 mg/kg BID, 5 mg/kg BID, and 10 mg/kg BID for 14 days on tumor size in test mice compared to untreated control. Untreated control (

), 1 mg/kg (), 5 mg/kg (), 10 mg/kg ().

—
), 5 mg/kg (
 —
), 10 mg/kg (
 —
).

Fig. 6B is a chart that shows % weight change for test mice dosed at 1 mg/kg BID, 5 mg/kg BID, and 10 mg/kg BID for 14 days compared to untreated control. Untreated control (

—
), 1 mg/kg (
 —
), 5 mg/kg (
 —
), 10 mg/kg (
 —
).

Fig. 7A is a chart that shows the effect of Compound 5 dosed at 1 mg/kg BID and 5 mg/kg BID for 21 days on tumor size in test mice compared to untreated control. Untreated control (

—
), 1 mg/kg (
 —
), 5 mg/kg (
 —
).

Fig. 7B is a chart that shows % weight change for test mice dosed at 1 mg/kg BID and 5 mg/kg BID for 21 days compared to untreated control. Untreated control (

—
), 1 mg/kg (
 —
), 5 mg/kg (
 —
).

DETAILED DESCRIPTION

[0060] Before the present disclosure is further described, it is to be understood that this disclosure is not limited to particular embodiments described, as such may, of course, vary. It is also to be understood that the terminology used herein is for the purpose of describing particular embodiments only, and is not intended to be limiting, since the scope of the present disclosure will be limited only by the appended claims.

[0061] Unless defined otherwise, all technical and scientific terms used herein have the same meaning as is commonly understood by one of ordinary skill in the art to which this disclosure belongs. All patents, applications, published applications and other publications referred to herein are incorporated by reference in their entireties. If a definition set forth in this section is contrary to or otherwise inconsistent with a definition set forth in a patent, application, or other publication that is herein incorporated by reference, the definition set forth in this section prevails over the definition incorporated herein by reference.

[0062] As used herein and in the appended claims, the singular forms "a," "an," and "the" include plural referents unless the context clearly dictates otherwise. It is further noted that the claims may be drafted to exclude any optional element. As such, this statement is intended to serve as antecedent basis for use of such exclusive terminology as "solely," "only" and the like in connection with the recitation of claim elements, or use of a "negative" limitation.

[0063] As used herein, the terms "including," "containing," and "comprising" are used in their open, non-limiting sense.

[0064] To provide a more concise description, some of the quantitative expressions given herein are not qualified with the term "about". It is understood that, whether the term "about" is used explicitly or not, every quantity given herein is meant to refer to the actual given value, and it is also meant to refer to the approximation to such given value that would reasonably be inferred based on the ordinary skill in the art, including equivalents and approximations due to the experimental and/or measurement conditions for such given value. Whenever a yield is given as a percentage, such yield refers to a mass of the entity for which the yield is given with respect to the maximum amount of the same entity that could be obtained under the particular stoichiometric conditions. Concentrations that are given as percentages refer to mass ratios, unless indicated differently.

[0065] Except as otherwise noted, the methods and techniques of the present embodiments are generally performed according to conventional methods well known in the art and as described in various general and more specific references that are cited and

discussed throughout the present specification. See, e.g., Loudon, Organic Chemistry, Fourth Edition, New York: Oxford University Press, 2002, pp. 360-361, 1084-1085; Smith and March, March's Advanced Organic Chemistry: Reactions, Mechanisms, and Structure, Fifth Edition, Wiley-Interscience, 2001.

[0066] Chemical nomenclature for compounds described herein has generally been derived using the commercially-available ACD/Name 2014 (ACD/Labs) or ChemBioDraw Ultra 13.0 (Perkin Elmer).

[0067] It is appreciated that certain features of the disclosure, which are, for clarity, described in the context of separate embodiments, may also be provided in combination in a single embodiment. Conversely, various features of the disclosure, which are, for brevity, described in the context of a single embodiment, may also be provided separately or in any suitable subcombination. All combinations of the embodiments pertaining to the chemical groups represented by the variables are specifically embraced by the present disclosure and are disclosed herein just as if each and every combination was individually and explicitly disclosed, to the extent that such combinations embrace compounds that are stable compounds (i.e., compounds that can be isolated, characterized, and tested for biological activity). In addition, all subcombinations of the chemical groups listed in the embodiments describing such variables are also specifically embraced by the present disclosure and are disclosed herein just as if each and every such sub-combination of chemical groups was individually and explicitly disclosed herein.

DEFINITIONS


[0068] As used herein, the term "alkyl" includes a chain of carbon atoms, which is optionally branched and contains from 1 to 20 carbon atoms. It is to be further understood that in certain embodiments, alkyl may be advantageously of limited length, including C₁-C₁₂, C₁-C₁₀, C₁-C₉, C₁-C₈, C₁-C₇, C₁-C₆, and C₁-C₄. Illustratively, such particularly limited length alkyl groups, including C₁-C₈, C₁-C₇, C₁-C₆, and C₁-C₄, and the like may be referred to as "lower alkyl." Illustrative alkyl groups include, but are not limited to, methyl, ethyl, n-propyl, isopropyl, n-butyl, isobutyl, sec-butyl, tert-butyl, pentyl, 2-pentyl, 3-pentyl, neopentyl, hexyl, heptyl, octyl, and the like. Alkyl may be substituted or unsubstituted. Typical substituent groups include cycloalkyl, aryl, heteroaryl, heteroalicyclic, hydroxy, alkoxy, aryloxy, mercapto, alkylthio, arylthio, cyano, halo, carbonyl, oxo, (=O), thiocarbonyl, O-carbamyl, N-carbamyl, O-thiocarbamyl, N-thiocarbamyl, C-amido, N-amido, C-carboxy, O-carboxy, nitro, and amino, or as described in the various embodiments provided herein. It will be understood that "alkyl" may be combined with other groups, such as those provided above, to form a functionalized alkyl. By way of example, the combination of an "alkyl" group, as described herein, with a "carboxy" group may be referred to as a "carboxyalkyl" group. Other non-limiting examples include hydroxyalkyl, aminoalkyl, and the like.

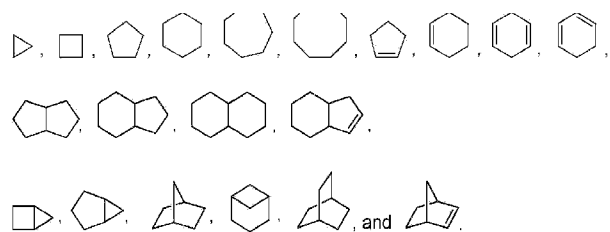
[0069] As used herein, the term "alkenyl" includes a chain of carbon atoms, which is optionally branched, and contains from 2 to 20 carbon atoms, and also includes at least one carbon-carbon double bond (i.e. C=C). It will be understood that in certain embodiments, alkenyl may be advantageously of limited length, including C₂-C₁₂, C₂-C₉, C₂-C₈, C₂-C₇, C₂-C₆, and C₂-C₄. Illustratively, such particularly limited length alkenyl groups, including C₂-C₈, C₂-C₇, C₂-C₆, and C₂-C₄ may be referred to as lower alkenyl. Alkenyl may be unsubstituted, or substituted as described for alkyl or as described in the various embodiments provided herein. Illustrative alkenyl groups include, but are not limited to, ethenyl, 1-propenyl, 2-propenyl, 1-, 2-, or 3-butenyl, and the like.

[0070] As used herein, the term "alkynyl" includes a chain of carbon atoms, which is optionally branched, and contains from 2 to 20 carbon atoms, and also includes at least one carbon-carbon triple bond (i.e. C≡C). It will be understood that in certain embodiments, alkynyl may each be advantageously of limited length, including C₂-C₁₂, C₂-C₉, C₂-C₈, C₂-C₇, C₂-C₆, and C₂-C₄. Illustratively, such particularly limited length alkynyl groups, including C₂-C₈, C₂-C₇, C₂-C₆, and C₂-C₄ may be referred to as lower alkynyl. Alkenyl may be unsubstituted, or substituted as described for alkyl or as described in the various embodiments provided herein. Illustrative alkenyl groups include, but are not limited to, ethynyl, 1-propynyl, 2-propynyl, 1-, 2-, or 3-butenyl, and the like.

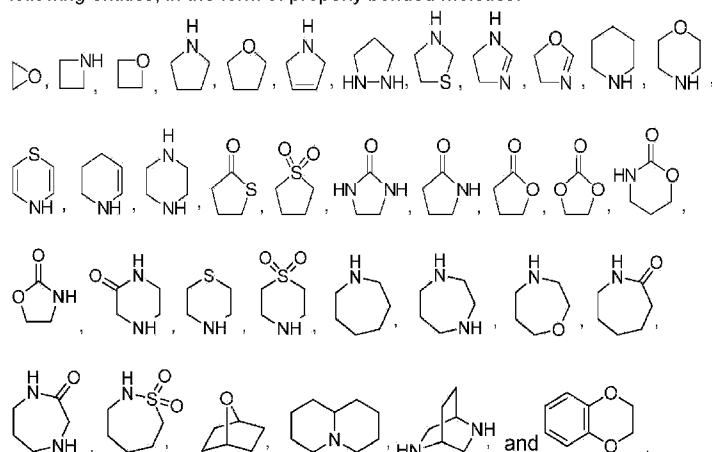
[0071] As used herein, the term "aryl" refers to an all-carbon monocyclic or fused-ring polycyclic groups of 6 to 12 carbon atoms having a completely conjugated pi-electron system. It will be understood that in certain embodiments, aryl may be advantageously of limited size such as C₆-C₁₀ aryl. Illustrative aryl groups include, but are not limited to, phenyl, naphthyl and anthracenyl. The aryl group may be unsubstituted, or substituted as described for alkyl or as described in the various embodiments provided herein.

[0072] As used herein, the term "cycloalkyl" refers to a 3 to 15 member all-carbon monocyclic ring, including an all-carbon 5-member/6-member or 6-member/6-member fused bicyclic ring, or a multicyclic fused ring (a "fused" ring system means that each ring in the system shares an adjacent pair of carbon atoms with each other ring in the system) group, or a carbocyclic ring that is fused to another group such as a heterocyclic, such as ring 5- or 6-membered cycloalkyl fused to a 5- to 7- membered heterocyclic ring, where one or more of the rings may contain one or more double bonds but the cycloalkyl does not contain a completely conjugated pi-electron system. It will be understood that in certain embodiments, cycloalkyl may be advantageously of limited size such as C₃-C₁₃, C₃-C₉, C₃-C₆ and C₄-C₆. Cycloalkyl may be unsubstituted, or substituted as described for alkyl or as described in the various embodiments provided herein. Illustrative cycloalkyl groups include, but are not limited to, cyclopropyl, cyclobutyl, cyclopentyl, cyclopentenyl, cyclopentadienyl, cyclohexyl, cyclohexenyl, cycloheptyl, adamantyl, norbornyl, norbornenyl, 9H-fluoren-9-yl, and the like. Illustrative examples of cycloalkyl groups shown in graphical representations include the following entities, in the form of properly bonded moieties:

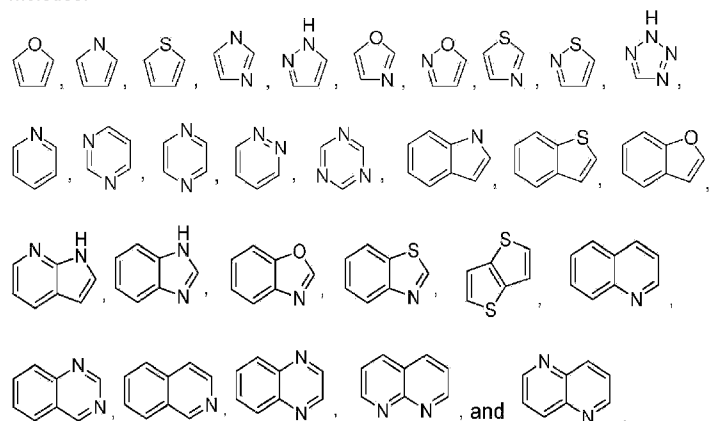




[0073] As used herein, the term "heterocycloalkyl" refers to a monocyclic or fused ring group having in the ring(s) from 3 to 12 ring atoms, in which at least one ring atom is a heteroatom, such as nitrogen, oxygen or sulfur, the remaining ring atoms being carbon atoms. Heterocycloalkyl may optionally contain 1, 2, 3 or 4 heteroatoms. A heterocycloalkyl group may be fused to another group such as another heterocycloalkyl, or a heteroaryl group. Heterocycloalkyl may also have one or more double bonds, including double bonds to nitrogen (e.g. C=N or N=N) but does not contain a completely conjugated pi-electron system. It will be understood that in certain embodiments, heterocycloalkyl may be advantageously of limited size such as 3- to 7-membered heterocycloalkyl, 5- to 7-membered heterocycloalkyl, 3-, 4-, 5- or 6-membered heterocycloalkyl, and the like. Heterocycloalkyl may be unsubstituted, or substituted as described for alkyl or as described in the various embodiments provided herein. Illustrative heterocycloalkyl groups include, but are not limited to, oxiranyl, thianaryl, azetidiny, oxetanyl, tetrahydrofuranyl, pyrrolidiny, tetrahydropyranyl, piperidiny, 1,4-dioxanyl, morpholinyl, 1,4-dithianyl, piperazinyl, oxepanyl, 3,4-dihydro-2H-pyranyl, 5,6-dihydro-2H-pyranyl, 2H-pyranyl, 1, 2, 3, 4-tetrahydropyridiny, and the like. Illustrative examples of heterocycloalkyl groups shown in graphical representations include the following entities, in the form of properly bonded moieties:



[0074] As used herein, the term "heteroaryl" refers to a monocyclic or fused ring group of 5 to 12 ring atoms containing one, two, three or four ring heteroatoms selected from nitrogen, oxygen and sulfur, the remaining ring atoms being carbon atoms, and also having a completely conjugated pi-electron system. It will be understood that in certain embodiments, heteroaryl may be advantageously of limited size such as 3- to 7-membered heteroaryl, 5- to 7-membered heteroaryl, and the like. Heteroaryl may be unsubstituted, or substituted as described for alkyl or as described in the various embodiments provided herein. Illustrative heteroaryl groups include, but are not limited to, pyrrolyl, furanyl, thiophenyl, imidazolyl, oxazolyl, thiazolyl, pyrazolyl, pyridinyl, pyrimidinyl, quinolinyl, isoquinolinyl, purinyl, tetrazolyl, triazinyl, pyrazinyl, tetrazinyl, quinazoliny, quinoxaliny, thienyl, isoxazolyl, isothiazolyl, oxadiazolyl, thiadiazolyl, triazolyl, benzimidazolyl, benzoxazolyl, benzthiazolyl, benzisoxazolyl, benzisothiazolyl and carbazolyl, and the like. Illustrative examples of heteroaryl groups shown in graphical representations, include the following entities, in the form of properly bonded moieties:



[0075] As used herein, "hydroxy" or "hydroxyl" refers to an -OH group.

[0076] As used herein, "alkoxy" refers to both an -O-(alkyl) or an -O-(unsubstituted cycloalkyl) group. Representative examples include, but are not limited to, methoxy, ethoxy, propoxy, butoxy, cyclopropyloxy, cyclobutyloxy, cyclopentyloxy, cyclohexyloxy, and the like.

[0077] As used herein, "aryloxy" refers to an -O-aryl or an -O-heteroaryl group. Representative examples include, but are not limited to, phenoxy, pyridinyloxy, furanyloxy, thienyloxy, pyrimidinyloxy, pyrazinyloxy, and the like, and the like.

[0078] As used herein, "mercapto" refers to an -SH group.

[0079] As used herein, "alkylthio" refers to an -S-(alkyl) or an -S-(unsubstituted cycloalkyl) group. Representative examples include, but are not limited to, methylthio, ethylthio, propylthio, butylthio, cyclopropylthio, cyclobutylthio, cyclopentylthio, cyclohexylthio, and the like.

[0080] As used herein, "arylthio" refers to an -S-aryl or an -S-heteroaryl group. Representative examples include, but are not limited to, phenylthio, pyridinylthio, furanylthio, thienylthio, pyrimidinylthio, and the like.

[0081] As used herein, "halo" or "halogen" refers to fluorine, chlorine, bromine or iodine.

[0082] As used herein, "cyano" refers to a -CN group.

[0083] The term "oxo" represents a carbonyl oxygen. For example, a cyclopentyl substituted with oxo is cyclopentanone.

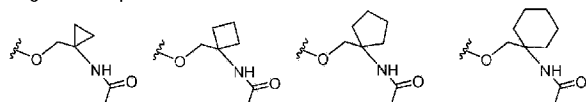
[0084] As used herein, "bond" refers to a covalent bond.

[0085] The term "substituted" means that the specified group or moiety bears one or more substituents. The term "unsubstituted" means that the specified group bears no substituents. Where the term "substituted" is used to describe a structural system, the substitution is meant to occur at any valency-allowed position on the system. In some embodiments, "substituted" means that the specified group or moiety bears one, two, or three substituents. In other embodiments, "substituted" means that the specified group or moiety bears one or two substituents. In still other embodiments, "substituted" means the specified group or moiety bears one substituent.

[0086] As used herein, "optional" or "optionally" means that the subsequently described event or circumstance may but need not occur, and that the description includes instances where the event or circumstance occurs and instances in which it does not. For example, "wherein each hydrogen atom in C₁-C₆ alkyl, C₂-C₆ alkenyl, C₂-C₆ alkynyl, C₃-C₆ cycloalkyl, 3-to 7-membered heterocycloalkyl, C₆-C₁₀ aryl, or mono- or bicyclic heteroaryl is independently optionally substituted by C₁-C₆ alkyl" means that an alkyl may be but need not be present on any of the C₁-C₆ alkyl, C₂-C₆ alkenyl, C₂-C₆ alkynyl, C₃-C₆ cycloalkyl, 3-to 7-membered heterocycloalkyl, C₆-C₁₀ aryl, or mono- or bicyclic heteroaryl by replacement of a hydrogen atom for each alkyl group, and the description includes situations where the C₁-C₆ alkyl, C₂-C₆ alkenyl, C₂-C₆ alkynyl, C₃-C₆ cycloalkyl, 3-to 7-membered heterocycloalkyl, C₆-C₁₀ aryl, or mono- or bicyclic heteroaryl is substituted with an alkyl group and situations where the C₁-C₆ alkyl, C₂-C₆ alkenyl, C₂-C₆ alkynyl, C₃-C₆ cycloalkyl, 3-to 7-membered heterocycloalkyl, C₆-C₁₀ aryl, or mono- or bicyclic heteroaryl is not substituted with the alkyl group.

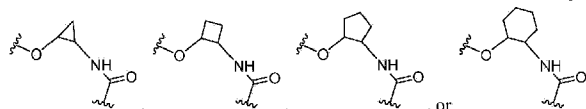
[0087] As used herein, "independently" means that the subsequently described event or circumstance is to be read on its own relative to other similar events or circumstances. For example, in a circumstance where several equivalent hydrogen groups are optionally substituted by another group described in the circumstance, the use of "independently optionally" means that each instance of a hydrogen atom on the group may be substituted by another group, where the groups replacing each of the hydrogen atoms may be the same or different. Or for example, where multiple groups exist all of which can be selected from a set of possibilities, the use of "independently" means that each of the groups can be selected from the set of possibilities separate from any other group, and the groups selected in the circumstance may be the same or different.

[0088] As used herein, the phrase "taken together with the carbon to which they are attached" or "taken together with the carbon atom to which they are attached" means that two substituents (e.g. R¹ and R²) attached to the same carbon atom form the groups that are defined by the claim, such as C₃-C₆ cycloalkyl or a 4- to 6-membered heterocycloalkyl. In particular, the phrase "taken together with the carbon to which they are attached" means that when, for example, R¹ and R², and the carbon atom to which they are attached form a C₃-C₆ cycloalkyl, then the formed ring will be attached at the same carbon atom. For example, the phrase "R¹ and R² taken together with the carbon to which they are attached form a C₃-C₆ cycloalkyl" used in connection with the embodiments described herein includes fragments represented as follows:

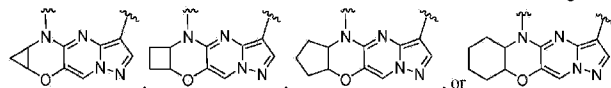


where the above spirocyclic rings can be optionally substituted as defined in a given embodiment.

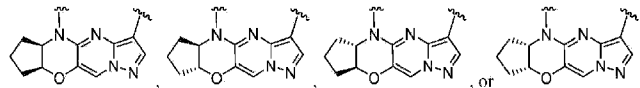
[0089] As used herein, the phrase "taken together with the carbons to which they are attached" or "taken together with the carbon atoms to which they are attached" means that two substituents (e.g. R^1 and R^2) attached to different carbon atoms form the groups that are defined by the claim, such as C_3 - C_6 cycloalkyl or a 4- to 6-membered heterocycloalkyl. In particular, the phrase "taken together with the carbons to which they are attached form a" means that when, for example, R^1 and R^2 , and the carbon atoms, which are not the same carbon atom, to which they are attached form a C_3 - C_6 cycloalkyl, then the formed ring will be attached at different carbon atoms. For example, the phrase " R^1 and R^2 taken together with the carbons to which they are attached form a C_3 - C_6 cycloalkyl" used in connection with the embodiments described herein includes fragments represented as follows:



where the above fused rings can be optionally substituted as defined in a given embodiment. Likewise, the phrase " R^7 and R^8 combine to form a C_3 - C_7 cycloalkyl, a 5- to 8-membered heterocycloalkyl, C_6 - C_{10} aryl, or 5- to 7-membered heteroaryl" also means that R^7 and R^8 are taken together with the carbon atoms to which they are attached to form a C_3 - C_7 cycloalkyl, a 5- to 8-membered heterocycloalkyl, C_6 - C_{10} aryl, or 5- to 7-membered heteroaryl. In particular, " R^7 and R^8 combine to form a C_3 - C_7 cycloalkyl" used in connection with the embodiments described herein includes fragments represented by the following:



where the above fused rings can be optionally substituted as defined in a given embodiment. One of skill in the art will appreciate that all stereochemical arrangements are included within the structures provided above, such as with respect to the five-carbon ring formed by R^7 and R^8 as provided in the following fragments:



[0090] As used herein, the term "pharmaceutically acceptable salt" refers to those salts which counter ions which may be used in pharmaceuticals. See, generally, S.M. Berge, et al., "Pharmaceutical Salts," J. Pharm. Sci., 1977, 66, 1-19. Preferred pharmaceutically acceptable salts are those that are pharmacologically effective and suitable for contact with the tissues of subjects without undue toxicity, irritation, or allergic response. A compound described herein may possess a sufficiently acidic group, a sufficiently basic group, both types of functional groups, or more than one of each type, and accordingly react with a number of inorganic or organic bases, and inorganic and organic acids, to form a pharmaceutically acceptable salt. Such salts include:

- (1) acid addition salts, which can be obtained by reaction of the free base of the parent compound with inorganic acids such as hydrochloric acid, hydrobromic acid, nitric acid, phosphoric acid, sulfuric acid, and perchloric acid and the like, or with organic acids such as acetic acid, oxalic acid, (D) or (L) malic acid, maleic acid, methane sulfonic acid, ethanesulfonic acid, p-toluenesulfonic acid, salicylic acid, tartaric acid, citric acid, succinic acid or malonic acid and the like; or
- (2) salts formed when an acidic proton present in the parent compound either is replaced by a metal ion, e.g., an alkali metal ion, an alkaline earth ion, or an aluminum ion; or coordinates with an organic base such as ethanolamine, diethanolamine, triethanolamine, trimethylamine, N-methylglucamine, and the like.

[0091] Pharmaceutically acceptable salts are well known to those skilled in the art, and any such pharmaceutically acceptable salt may be contemplated in connection with the embodiments described herein. Examples of pharmaceutically acceptable salts include sulfates, pyrosulfates, bisulfates, sulfites, bisulfites, phosphates, monohydrogen-phosphates, dihydrogenphosphates, metaphosphates, pyrophosphates, chlorides, bromides, iodides, acetates, propionates, decanoates, caprylates, acrylates, formates, isobutyrate, caproates, heptanoates, propiolates, oxalates, malonates, succinates, suberates, sebacates, fumarates, maleates, butyne-1,4-dioates, hexyne-1,6-dioates, benzoates, chlorobenzoates, methylbenzoates, dinitrobenzoates, hydroxybenzoates, methoxybenzoates, phthalates, sulfonates, methylsulfonates, propylsulfonates, besylates, xylenesulfonates, naphthalene-1-sulfonates, naphthalene-2-sulfonates, phenylacetates, phenylpropionates, phenylbutyrate, citrates, lactates, γ -hydroxybutyrate, glycolates, tartrates, and mandelates. Lists of other suitable pharmaceutically acceptable salts are found in Remington's Pharmaceutical Sciences, 17th Edition, Mack Publishing Company, Easton, Pa., 1985.

[0092] For a compound of Formula I, II, III, IV or V that contains a basic nitrogen, a pharmaceutically acceptable salt may be prepared by any suitable method available in the art, for example, treatment of the free base with an inorganic acid, such as hydrochloric acid, hydrobromic acid, sulfuric acid, sulfamic acid, nitric acid, boric acid, phosphoric acid, and the like, or with an organic acid, such as acetic acid, phenylacetic acid, propionic acid, stearic acid, lactic acid, ascorbic acid, maleic acid, hydroxymaleic acid, isethionic acid,

succinic acid, valeric acid, fumaric acid, malonic acid, pyruvic acid, oxalic acid, glycolic acid, salicylic acid, oleic acid, palmitic acid, lauric acid, a pyranosidyl acid, such as glucuronic acid or galacturonic acid, an alpha-hydroxy acid, such as mandelic acid, citric acid, or tartaric acid, an amino acid, such as aspartic acid or glutamic acid, an aromatic acid, such as benzoic acid, 2-acetoxybenzoic acid, naphthoic acid, or cinnamic acid, a sulfonic acid, such as laurylsulfonic acid, p-toluenesulfonic acid, methanesulfonic acid, or ethanesulfonic acid, or any compatible mixture of acids such as those given as examples herein, and any other acid and mixture thereof that are regarded as equivalents or acceptable substitutes in light of the ordinary level of skill in this technology.

[0093] The disclosure also relates to pharmaceutically acceptable prodrugs of the compounds of Formula I, II, III, IV or V, and treatment methods employing such pharmaceutically acceptable prodrugs (these aspects are not claimed)

- The term "prodrug" means a precursor of a designated compound that, following administration to a subject, yields the compound *in vivo* via a chemical or physiological process such as solvolysis or enzymatic cleavage, or under physiological conditions (e.g., a prodrug on being brought to physiological pH is converted to the compound of Formula I, II, III, IV or V). A "pharmaceutically acceptable prodrug" is a prodrug that is non-toxic, biologically tolerable, and otherwise biologically suitable for administration to the subject. Illustrative procedures for the selection and preparation of suitable prodrug derivatives are described, for example, in "Design of Prodrugs", ed. H. Bundgaard, Elsevier, 1985.

[0094] The present disclosure also relates to pharmaceutically active metabolites of compounds of Formula I, II, III, IV or V, and uses of such metabolites in the methods of the disclosure (these aspects are not claimed). A "pharmaceutically active metabolite" means a pharmacologically active product of metabolism in the body of a compound of Formula I, II, III, IV or V, or salt thereof. Prodrugs and active metabolites of a compound may be determined using routine techniques known or available in the art. See, e.g., Bertolini et al., J. Med. Chem. 1997, 40, 2011-2016; Shan et al., J. Pharm. Sci. 1997, 86 (7), 765-767; Bagshawe, Drug Dev. Res. 1995, 34, 220-230; Bodor, Adv. Drug Res. 1984, 13, 255-331; Bundgaard, Design of Prodrugs (Elsevier Press, 1985); and Larsen, Design and Application of Prodrugs, Drug Design and Development (Krogsgaard-Larsen et al., eds., Harwood Academic Publishers, 1991).

[0095] Any formula depicted herein is intended to represent a compound of that structural formula as well as certain variations or forms. For example, a formula given herein is intended to include a racemic form, or one or more enantiomeric, diastereomeric, or geometric isomers, or a mixture thereof. Additionally, any formula given herein is intended to refer also to a hydrate, solvate, or polymorph of such a compound, or a mixture thereof. For example, it will be appreciated that compounds depicted by a structural formula containing the symbol "

~

" include both stereoisomers for the carbon atom to which the symbol "

~

" is attached, specifically both the bonds "

—

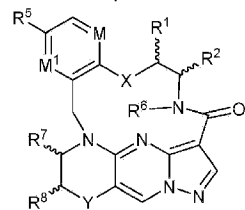
" and "

|||||

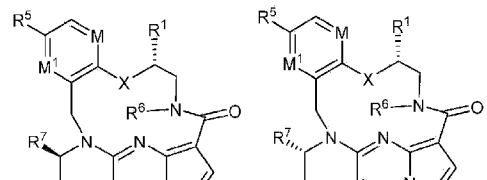
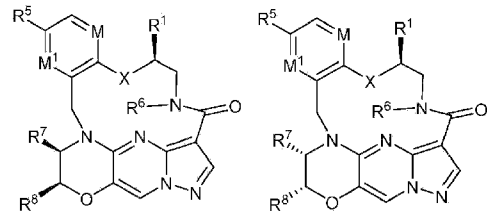
" are encompassed by the meaning of "

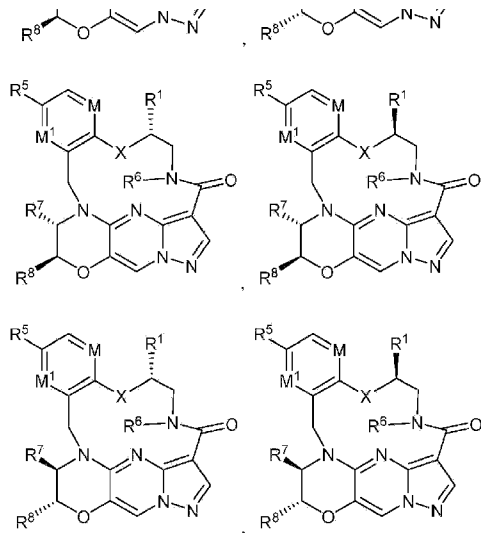
~

". For example, in some exemplary embodiments, certain compounds provided herein can be described by the formula



which formula will be understood to encompass compounds having both stereochemical configurations at the relevant carbon atom, specifically in this example





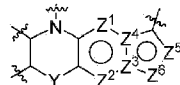
and other stereochemical combinations.

[0096] Any formula given herein is also intended to represent unlabeled forms as well as isotopically labeled forms of the compounds. Isotopically labeled compounds have structures depicted by the formulas given herein except that one or more atoms are replaced by an atom having a selected atomic mass or mass number. Examples of isotopes that can be incorporated into compounds of the disclosure include isotopes of hydrogen, carbon, nitrogen, oxygen, phosphorous, fluorine, chlorine, and iodine, such as ^2H , ^3H , ^{11}C , ^{13}C , ^{14}C , ^{15}N , ^{18}O , ^{17}O , ^{31}P , ^{32}P , ^{35}S , ^{18}F , ^{36}Cl , and ^{125}I , respectively. Such isotopically labeled compounds are useful in metabolic studies (preferably with ^{14}C), reaction kinetic studies (with, for example ^2H or ^3H), detection or imaging techniques [such as positron emission tomography (PET) or single-photon emission computed tomography (SPECT)] including drug or substrate tissue distribution assays, or in radioactive treatment of patients. Further, substitution with heavier isotopes such as deuterium (i.e., ^2H) may afford certain therapeutic advantages resulting from greater metabolic stability, for example increased *in vivo* half-life or reduced dosage requirements. Isotopically labeled compounds of this disclosure and prodrugs thereof can generally be prepared by carrying out the procedures disclosed in the schemes or in the examples and preparations described below by substituting a readily available isotopically labeled reagent for a non-isotopically labeled reagent.

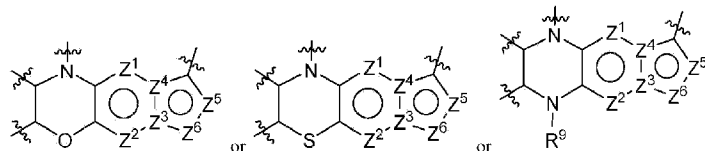
[0097] Any disubstituent referred to herein is meant to encompass the various attachment possibilities when more than one of such possibilities are allowed. For example, reference to disubstituent -A-B-, where $A \neq B$, refers herein to such disubstituent with A attached to a first substituted member and B attached to a second substituted member, and it also refers to such disubstituent with A attached to the second substituted member and B attached to the first substituted member.

REPRESENTATIVE EMBODIMENTS

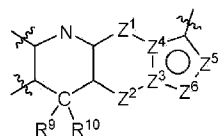
[0098] In some embodiments, compounds described herein comprise a moiety of the formula



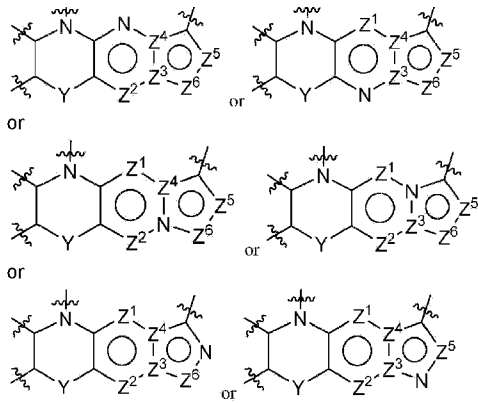
wherein Z^1 - Z^6 and Y are defined as described herein, and the substituents on the non-aromatic ring marked by a bond and ~ correspond to R^7 and R^8 as described herein. In other embodiments, compounds described herein comprise a moiety of the formula



or

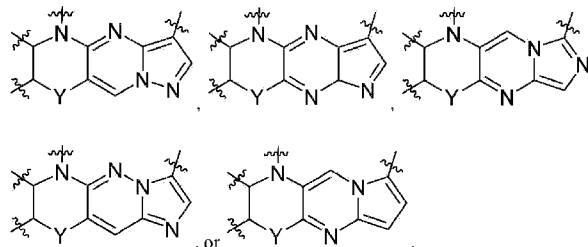


wherein Z^1 - Z^6 , R^9 , and R^{10} are otherwise defined as described herein, and the substituents on the non-aromatic ring marked by a bond and ~ correspond to R^7 and R^8 as described herein. In still other embodiments, compounds described herein comprise a moiety of the formula

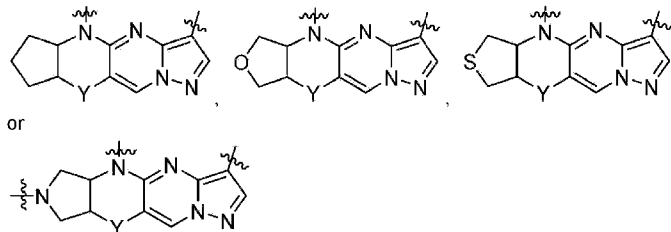


wherein Z^1 - Z^6 and Y are otherwise defined as described herein, and the substituents on the non-aromatic ring marked by a bond and \sim correspond to R^7 and R^8 as described herein. In some embodiments, each of Z^1 , Z^2 , Z^3 , Z^4 , Z^5 , and Z^6 is independently N, NH, C or CH. In some embodiments, Z^1 , Z^3 and Z^6 are N, Z^2 and Z^5 are CH, and Z^4 is C. In some embodiments, Z^1 , Z^3 and Z^6 are N, Z^2 and Z^5 are CH, Z^4 is C, and Y is O. In some embodiments, Z^1 , Z^2 and Z^6 are N, Z^5 is CH, and Z^3 and Z^4 are C. In some embodiments, Z^1 , Z^2 and Z^6 are N, Z^5 is CH, Z^3 and Z^4 are C, and Y is O. In some embodiments, Z^2 , Z^4 and Z^5 are N, Z^1 and Z^6 are CH, and Z^3 is C. In some embodiments, Z^2 , Z^4 and Z^5 are N, Z^1 and Z^6 are CH, Z^3 is C and Y is O. In some embodiments, Z^1 , Z^4 and Z^6 are N, Z^2 and Z^5 are CH, and Z^3 is C. In some embodiments, Z^1 , Z^4 and Z^6 are N, Z^2 and Z^5 are CH, Z^3 is C, and Y is O. In some embodiments, Z^2 and Z^4 are N, Z^1 , Z^5 and Z^6 are CH, Z^3 is C, and Y is O.

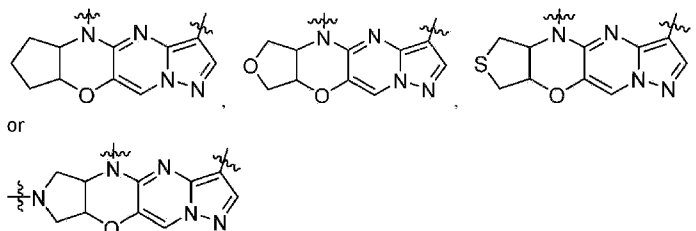
[0099] In still other embodiments, compounds described herein comprise a moiety of the formula



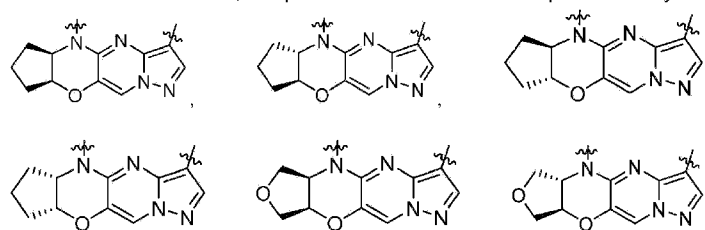
wherein Y is otherwise defined as described herein, and the substituents on the non-aromatic ring marked by a bond and \sim correspond to R^7 and R^8 as described herein. In still other embodiments, compounds described herein comprise a moiety of the formula

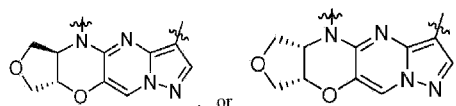


wherein Y is otherwise defined as described herein. In still other embodiments, compounds described herein comprise a moiety of the formula

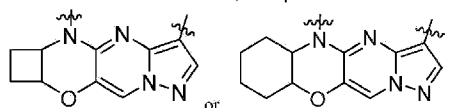


In still other embodiments, compounds described herein comprise a moiety of the formula

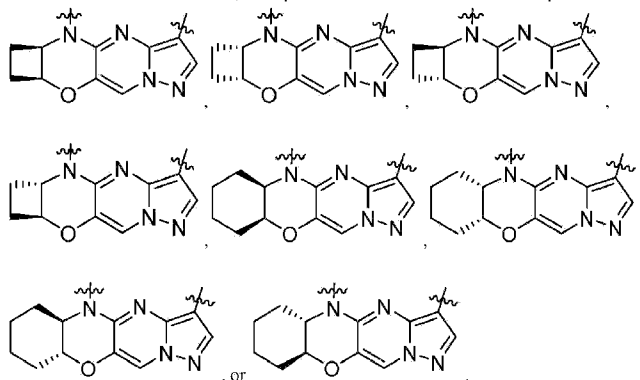




In still other embodiments, compounds described herein comprise a moiety of the formula



In still other embodiments, compounds described herein comprise a moiety of the formula



[0100] In some embodiments, L is $-C(R^1)(R^2)-$. In some embodiments, L is X. In some embodiments, when t is 1, L is $-C(R^1)(R^2)-$.

[0101] In some embodiments, X is $-O-$. In some embodiments, X is $-S-$. In some embodiments, X is $-S(O)-$. In some embodiments, X is $-S(O)_2-$. In some embodiments, when t is 1, L is not X. In some embodiments, when t is 2, 2, or 4, the L attached directly to the amide nitrogen in the macrocycle is not X.

[0102] In some embodiments, each R^1 and R^2 is independently H, deuterium, halogen, C_1-C_6 alkyl, C_2-C_6 alkenyl, C_2-C_6 alkynyl, C_3-C_6 cycloalkyl, 3- to 7-membered heterocycloalkyl, C_6-C_{10} aryl, or mono- or bicyclic heteroaryl, $-OR^a$, $-OC(O)R^a$, $-OC(O)R^a$, $-OC(O)NR^{aR^b}$, $-OS(O)R^a$, $-OS(O)_2R^a$, $-SR^a$, $-S(O)R^a$, $-S(O)_2R^a$, $-S(O)NR^{aR^b}$, $-S(O)_2NR^{aR^b}$, $-OS(O)NR^{aR^b}$, $-OS(O)_2NR^{aR^b}$, $-NR^{aR^b}$, $-NR^aC(O)R^b$, $-NR^aC(O)OR^b$, $-NR^aC(O)NR^{aR^b}$, $-NR^aS(O)R^b$, $-NR^aS(O)_2R^b$, $-NR^aS(O)NR^{aR^b}$, $-NR^aS(O)_2NR^{aR^b}$, $-C(O)R^a$, $-C(O)OR^a$, $-C(O)NR^{aR^b}$, $-PR^{aR^b}$, $-P(O)R^{aR^b}$, $-P(O)_2R^{aR^b}$, $-P(O)NR^{aR^b}$, $-P(O)_2NR^{aR^b}$, $-P(O)OR^a$, $-P(O)_2OR^a$, $-CN$, or $-NO_2$, or R^1 and R^2 taken together with the carbon or carbons to which they are attached form a C_3-C_6 cycloalkyl or a 4- to 6-membered heterocycloalkyl, wherein each hydrogen atom in C_1-C_6 alkyl, C_2-C_6 alkenyl, C_2-C_6 alkynyl, C_3-C_6 cycloalkyl, 3- to 7-membered heterocycloalkyl, C_6-C_{10} aryl, mono- or bicyclic heteroaryl, 4- to 6-membered heterocycloalkyl is independently optionally substituted by deuterium, halogen, C_1-C_6 alkyl, C_1-C_6 haloalkyl, $-OR^e$, $-OC(O)R^e$, $-OC(O)NR^{eR^f}$, $-OC(=N)NR^{eR^f}$, $-OS(O)R^e$, $-OS(O)_2R^e$, $-OS(O)NR^{eR^f}$, $-OS(O)_2NR^{eR^f}$, $-SR^e$, $-S(O)R^e$, $-S(O)_2R^e$, $-S(O)NR^{eR^f}$, $-S(O)_2NR^{eR^f}$, $-NR^{eR^f}$, $-NR^eC(O)R^f$, $-NR^eC(O)OR^f$, $-NR^eC(O)NR^{eR^f}$, $-NR^eS(O)R^f$, $-NR^eS(O)_2R^f$, $-NR^eS(O)NR^{eR^f}$, $-NR^eS(O)_2NR^{eR^f}$, $-C(O)R^e$, $-C(O)OR^e$, $-C(O)NR^{eR^f}$, $-PR^{eR^f}$, $-P(O)R^{eR^f}$, $-P(O)_2R^{eR^f}$, $-P(O)NR^{eR^f}$, $-P(O)_2NR^{eR^f}$, $-P(O)OR^e$, $-P(O)_2OR^e$, $-CN$, or $-NO_2$.

[0103] In some embodiments, R^1 and R^2 are each independently H, deuterium, C_1-C_6 alkyl, C_2-C_6 alkenyl, C_2-C_6 alkynyl, C_3-C_6 cycloalkyl, C_6-C_{10} aryl, $-OR^a$, $-SR^a$, $-NR^{aR^b}$, $-C(O)OR^a$, $-C(O)NR^{aR^b}$; wherein each hydrogen atom in C_1-C_6 alkyl, C_2-C_6 alkenyl, C_2-C_6 alkynyl, C_3-C_6 cycloalkyl and C_6-C_{10} aryl is independently optionally substituted by deuterium, halogen, $-OH$, $-CN$, $-OC_1-C_6$ alkyl, $-OC_1-C_6$ alkyl(C_6-C_{10} aryl), $-NH_2$, $-OC(O)C_1-C_6$ alkyl, $-OC(O)N(C_1-C_6$ alkyl) $_2$, $-OC(O)NH(C_1-C_6$ alkyl), $-OC(O)NH_2$, $-OC(=N)N(C_1-C_6$ alkyl) $_2$, $-OC(=N)NH(C_1-C_6$ alkyl), $-OC(=N)NH_2$, $-OS(O)C_1-C_6$ alkyl, $-OS(O)_2C_1-C_6$ alkyl, $-NH(C_1-C_6$ alkyl), $-N(C_1-C_6$ alkyl) $_2$, $-NHC(O)C_1-C_6$ alkyl, $-N(C_1-C_6$ alkyl)C(O)C_1-C_6 alkyl, $-NHC(O)NH_2$, $-NHC(O)NH(C_1-C_6$ alkyl), $-N(C_1-C_6$ alkyl)C(O)NH_2, $-N(C_1-C_6$ alkyl)C(O)NH(C_1-C_6 alkyl), $-NHC(O)N(C_1-C_6$ alkyl) $_2$, $-N(C_1-C_6$ alkyl)C(O)N(C_1-C_6 alkyl) $_2$, $-NHC(O)OC_1-C_6$ alkyl, $-N(C_1-C_6$ alkyl)C(O)OC_1-C_6 alkyl, $-NHC(O)OH$, $-N(C_1-C_6$ alkyl)C(O)OH, $-NHS(O)C_1-C_6$ alkyl, $-NHS(O)_2C_1-C_6$ alkyl, $-N(C_1-C_6$ alkyl)S(O)C_1-C_6 alkyl, $-N(C_1-C_6$ alkyl)S(O) $_2$ C $_1-C_6$ alkyl, $-NHS(O)NH_2$, $-NHS(O)_2NH_2$, $-N(C_1-C_6$ alkyl)S(O)NH_2, $-N(C_1-C_6$ alkyl)S(O) $_2$ NH $_2$, $-NHS(O)NH(C_1-C_6$ alkyl), $-NHS(O)_2NH(C_1-C_6$ alkyl), $-NHS(O)N(C_1-C_6$ alkyl) $_2$, $-NHS(O)_2N(C_1-C_6$ alkyl) $_2$, $-N(C_1-C_6$ alkyl)S(O)NH(C_1-C_6 alkyl), $-N(C_1-C_6$ alkyl)S(O) $_2$ NH(C_1-C_6 alkyl), $-N(C_1-C_6$ alkyl)S(O)N(C_1-C_6 alkyl) $_2$, $-N(C_1-C_6$ alkyl)S(O) $_2$ N(C_1-C_6 alkyl) $_2$, $-C(O)C_1-C_6$ alkyl, $-CO_2H$, $-C(O)OC_1-C_6$ alkyl, $-C(O)NH_2$, $-C(O)NH(C_1-C_6$ alkyl), $-C(O)N(C_1-C_6$ alkyl) $_2$, $-SC_1-C_6$ alkyl, $-S(O)C_1-C_6$ alkyl, $-S(O)_2C_1-C_6$ alkyl, $-S(O)NH(C_1-C_6$ alkyl), $-S(O)_2NH(C_1-C_6$ alkyl), $-S(O)N(C_1-C_6$ alkyl) $_2$, $-S(O)_2N(C_1-C_6$ alkyl) $_2$, $-S(O)NH_2$, $-S(O)_2NH_2$, $-OS(O)N(C_1-C_6$ alkyl) $_2$, $-OS(O)_2N(C_1-C_6$ alkyl) $_2$, $-OS(O)NH(C_1-C_6$

C₆ alkyl, -OS(O)₂C₁-C₆ alkyl, -OS(O)NH₂, -OS(O)NH(C₁-C₆ alkyl), -OS(O)N(C₁-C₆ alkyl)₂, -OS(O)₂NH₂, -OS(O)₂NH(C₁-C₆ alkyl), -OS(O)₂N(C₁-C₆ alkyl)₂, -SH, -SC₁-C₆ alkyl, -S(O)C₁-C₆ alkyl, -S(O)₂C₁-C₆ alkyl, -S(O)NH₂, -S(O)NH(C₁-C₆ alkyl), -S(O)(C₁-C₆ alkyl)₂, -S(O)₂NH₂, -S(O)₂NH(C₁-C₆ alkyl), -S(O)₂N(C₁-C₆ alkyl)₂, -NH₂, -NH(C₁-C₆ alkyl), -N(C₁-C₆ alkyl)₂, -NHC(O)C₁-C₆ alkyl, -N(C₁-C₆ alkyl)C(O)C₁-C₆ alkyl, -NHC(O)OH, -NHC(O)OC₁-C₆ alkyl, -N(C₁-C₆ alkyl)C(O)OH, -N(C₁-C₆ alkyl)C(O)OC₁-C₆ alkyl, -NHC(O)NH₂, -NHC(O)NH(C₁-C₆ alkyl), -NHC(O)N(C₁-C₆ alkyl)₂, -N(C₁-C₆ alkyl)C(O)NH₂, -N(C₁-C₆ alkyl)C(O)NH(C₁-C₆ alkyl), -N(C₁-C₆ alkyl)C(O)N(C₁-C₆ alkyl)₂, -NHS(O)C₁-C₆ alkyl, -N(C₁-C₆ alkyl)S(O)C₁-C₆ alkyl, -NHS(O)₂C₁-C₆ alkyl, -N(C₁-C₆ alkyl)S(O)₂C₁-C₆ alkyl, -NHS(O)NH₂, -NHS(O)NH(C₁-C₆ alkyl), -NHS(O)N(C₁-C₆ alkyl)₂, -N(C₁-C₆ alkyl)S(O)NH₂, -N(C₁-C₆ alkyl)S(O)NH(C₁-C₆ alkyl), -N(C₁-C₆ alkyl)S(O)N(C₁-C₆ alkyl)₂, -NHS(O)₂NH₂, -NHS(O)₂NH(C₁-C₆ alkyl), -NHS(O)₂N(C₁-C₆ alkyl)₂, -N(C₁-C₆ alkyl)S(O)₂NH₂, -N(C₁-C₆ alkyl)S(O)₂NH(C₁-C₆ alkyl), -N(C₁-C₆ alkyl)S(O)₂N(C₁-C₆ alkyl)₂, -C(O)C₁-C₆ alkyl, -C(O)OC₁-C₆ alkyl, -C(O)NH₂, -C(O)NH(C₁-C₆ alkyl), -C(O)N(C₁-C₆ alkyl)₂, -P(C₁-C₆ alkyl)₂, -P(O)(C₁-C₆ alkyl)₂, -P(O)₂(C₁-C₆ alkyl)₂, -P(O)NH₂, -P(O)NH(C₁-C₆ alkyl), -P(O)N(C₁-C₆ alkyl)₂, -P(O)₂NH₂, -P(O)₂NH(C₁-C₆ alkyl), -P(O)₂N(C₁-C₆ alkyl)₂, -P(O)OH, -P(O)OC₁-C₆ alkyl, -P(O)₂OH, -P(O)₂OC₁-C₆ alkyl, -CN, or -NO₂.

[0110] In some embodiments, R⁷ and R⁸ combine to form a 5- or 6-membered cycloalkyl, wherein each hydrogen atom in the 4-, 5- or 6-membered cycloalkyl is independently optionally substituted by deuterium, halogen, -OH, -CN, -OC₁-C₆ alkyl, -OC₁-C₆ alkyl(C₆-C₁₀ aryl), -NH₂, -OC(O)C₁-C₆ alkyl, -OC(O)N(C₁-C₆ alkyl)₂, -OC(O)NH(C₁-C₆ alkyl), -OC(O)NH₂, -OC(=N)N(C₁-C₆ alkyl)₂, -OC(=N)NH(C₁-C₆ alkyl), -OC(=N)NH₂, -OS(O)C₁-C₆ alkyl, -OS(O)₂C₁-C₆ alkyl, -NH(C₁-C₆ alkyl), -N(C₁-C₆ alkyl)₂, -NHC(O)C₁-C₆ alkyl, -N(C₁-C₆ alkyl)C(O)C₁-C₆ alkyl, -NHC(O)NH₂, -NHC(O)NH(C₁-C₆ alkyl), -N(C₁-C₆ alkyl)C(O)NH₂, -N(C₁-C₆ alkyl)C(O)NH(C₁-C₆ alkyl), -NHC(O)N(C₁-C₆ alkyl)₂, -N(C₁-C₆ alkyl)C(O)N(C₁-C₆ alkyl)₂, -NHC(O)OC₁-C₆ alkyl, -N(C₁-C₆ alkyl)C(O)OC₁-C₆ alkyl, -NHC(O)OH, -N(C₁-C₆ alkyl)C(O)OH, -NHS(O)C₁-C₆ alkyl, -NHS(O)₂C₁-C₆ alkyl, -N(C₁-C₆ alkyl)S(O)C₁-C₆ alkyl, -N(C₁-C₆ alkyl)S(O)₂C₁-C₆ alkyl, -NHS(O)NH₂, -NHS(O)₂NH₂, -N(C₁-C₆ alkyl)S(O)NH₂, -N(C₁-C₆ alkyl)S(O)₂NH₂, -NHS(O)NH(C₁-C₆ alkyl), -NHS(O)₂NH(C₁-C₆ alkyl), -NHS(O)N(C₁-C₆ alkyl)₂, -NHS(O)₂N(C₁-C₆ alkyl)₂, -N(C₁-C₆ alkyl)S(O)NH(C₁-C₆ alkyl), -N(C₁-C₆ alkyl)S(O)₂NH(C₁-C₆ alkyl), -N(C₁-C₆ alkyl)S(O)N(C₁-C₆ alkyl)₂, -N(C₁-C₆ alkyl)S(O)₂N(C₁-C₆ alkyl)₂, -C(O)C₁-C₆ alkyl, -CO₂H, -C(O)OC₁-C₆ alkyl, -C(O)NH₂, -C(O)NH(C₁-C₆ alkyl), -C(O)N(C₁-C₆ alkyl)₂, -SC₁-C₆ alkyl, -S(O)C₁-C₆ alkyl, -S(O)₂C₁-C₆ alkyl, -S(O)NH(C₁-C₆ alkyl), -S(O)₂NH(C₁-C₆ alkyl), -S(O)N(C₁-C₆ alkyl)₂, -S(O)₂N(C₁-C₆ alkyl)₂, -S(O)NH₂, -S(O)₂NH₂, -OS(O)N(C₁-C₆ alkyl)₂, -OS(O)₂N(C₁-C₆ alkyl)₂, -OS(O)NH(C₁-C₆ alkyl), -OS(O)₂NH(C₁-C₆ alkyl), -OS(O)NH₂, -OS(O)₂NH₂, -P(C₁-C₆ alkyl)₂, -P(O)(C₁-C₆ alkyl)₂, C₃-C₆ cycloalkyl, or 3- to 7-membered heterocycloalkyl.

[0111] In some embodiments, R⁷ and R⁸ combine to form a 3-, 4-, 5- or 6-membered heterocycloalkyl, wherein each hydrogen atom in the 3-, 4-, 5- or 6-membered heterocycloalkyl is independently optionally substituted by deuterium, halogen, -OH, -CN, -OC₁-C₆ alkyl, -OC₁-C₆ alkyl(C₆-C₁₀ aryl), -NH₂, -OC(O)C₁-C₆ alkyl, -OC(O)N(C₁-C₆ alkyl)₂, -OC(O)NH(C₁-C₆ alkyl), -OC(O)NH₂, -OC(=N)N(C₁-C₆ alkyl)₂, -OC(=N)NH(C₁-C₆ alkyl), -OC(=N)NH₂, -OS(O)C₁-C₆ alkyl, -OS(O)₂C₁-C₆ alkyl, -NH(C₁-C₆ alkyl), -N(C₁-C₆ alkyl)₂, -NHC(O)C₁-C₆ alkyl, -N(C₁-C₆ alkyl)C(O)C₁-C₆ alkyl, -NHC(O)NH₂, -NHC(O)NH(C₁-C₆ alkyl), -N(C₁-C₆ alkyl)C(O)NH₂, -N(C₁-C₆ alkyl)C(O)NH(C₁-C₆ alkyl), -NHC(O)N(C₁-C₆ alkyl)₂, -N(C₁-C₆ alkyl)C(O)N(C₁-C₆ alkyl)₂, -NHC(O)OC₁-C₆ alkyl, -N(C₁-C₆ alkyl)C(O)OC₁-C₆ alkyl, -NHC(O)OH, -N(C₁-C₆ alkyl)C(O)OH, -NHS(O)C₁-C₆ alkyl, -NHS(O)₂C₁-C₆ alkyl, -N(C₁-C₆ alkyl)S(O)C₁-C₆ alkyl, -N(C₁-C₆ alkyl)S(O)₂C₁-C₆ alkyl, -NHS(O)NH₂, -NHS(O)₂NH₂, -N(C₁-C₆ alkyl)S(O)NH₂, -N(C₁-C₆ alkyl)S(O)₂NH₂, -NHS(O)NH(C₁-C₆ alkyl), -NHS(O)₂NH(C₁-C₆ alkyl), -NHS(O)N(C₁-C₆ alkyl)₂, -NHS(O)₂N(C₁-C₆ alkyl)₂, -N(C₁-C₆ alkyl)S(O)NH(C₁-C₆ alkyl), -N(C₁-C₆ alkyl)S(O)₂NH(C₁-C₆ alkyl), -N(C₁-C₆ alkyl)S(O)N(C₁-C₆ alkyl)₂, -N(C₁-C₆ alkyl)S(O)₂N(C₁-C₆ alkyl)₂, -C(O)C₁-C₆ alkyl, -CO₂H, -C(O)OC₁-C₆ alkyl, -C(O)NH₂, -C(O)NH(C₁-C₆ alkyl), -C(O)N(C₁-C₆ alkyl)₂, -SC₁-C₆ alkyl, -S(O)C₁-C₆ alkyl, -S(O)₂C₁-C₆ alkyl, -S(O)NH(C₁-C₆ alkyl), -S(O)₂NH(C₁-C₆ alkyl), -S(O)N(C₁-C₆ alkyl)₂, -S(O)₂N(C₁-C₆ alkyl)₂, -S(O)NH₂, -S(O)₂NH₂, -OS(O)N(C₁-C₆ alkyl)₂, -OS(O)₂N(C₁-C₆ alkyl)₂, -OS(O)NH(C₁-C₆ alkyl), -OS(O)₂NH(C₁-C₆ alkyl), -OS(O)NH₂, -OS(O)₂NH₂, -P(C₁-C₆ alkyl)₂, -P(O)(C₁-C₆ alkyl)₂, C₃-C₆ cycloalkyl, or 3- to 7-membered heterocycloalkyl. In some embodiments, R⁷ and R⁸ combine to form a tetrahydrofuran ring. In some embodiments, R⁷ and R⁸ combine to form a cyclopentane ring.

[0112] In some embodiments, Y is -O-, -S-, -NR⁹, or -CR⁹R¹⁰. In some embodiments, Y is -O-

[0113] In some embodiments, R⁹ and R¹⁰ are each independently H, deuterium, halogen, C₁-C₆ alkyl, C₂-C₆ alkenyl, C₂-C₆ alkynyl, C₃-C₆ cycloalkyl, 3- to 7-membered heterocycloalkyl, C₆-C₁₀ aryl, or mono- or bicyclic heteroaryl, wherein each hydrogen atom in C₁-C₆ alkyl, C₂-C₆ alkenyl, C₂-C₆ alkynyl, C₃-C₆ cycloalkyl, 3- to 7-membered heterocycloalkyl, C₆-C₁₀ aryl, or mono- or bicyclic heteroaryl is optionally substituted by a halogen, -OR^e, -OC(O)R^e, -OC(O)NR^eR^f, -OC(=N)NR^eR^f, -OS(O)R^e, -OS(O)₂R^e, -OS(O)NR^eR^f, -OS(O)₂NR^eR^f, -SR^e, -S(O)R^e, -S(O)₂R^e, -S(O)NR^eR^f, -S(O)₂NR^eR^f, -NR^eR^f, -NR^eC(O)R^f, -NR^eC(O)OR^f, -NR^eC(O)NR^eR^f, -NR^eS(O)R^f, -NR^eS(O)₂R^f, -NR^eS(O)NR^eR^f, -NR^eS(O)₂NR^eR^f, -C(O)R^e, -C(O)OR^e, -C(O)NR^eR^f, -PR^eR^f, -P(O)R^eR^f, -P(O)₂R^eR^f, -P(O)NR^eR^f, -P(O)₂NR^eR^f, -P(O)OR^e, or -P(O)₂OR^e.

[0114] In some embodiments, R^9 and R^{10} are each independently H, deuterium, halogen, or C_1 - C_6 alkyl, wherein each hydrogen atom in C_1 - C_6 alkyl is optionally substituted by a halogen, -OH, -OC $_1$ - C_6 alkyl, -OC(O) C_1 - C_6 alkyl, -OC(O)N(C_1 - C_6 alkyl) $_2$, -OC(O)NH(C_1 - C_6 alkyl), -OC(O)NH $_2$, -OC(=N)N(C_1 - C_6 alkyl) $_2$, -OC(=N)NH(C_1 - C_6 alkyl), -OC(=N)NH $_2$, -OS(O) C_1 - C_6 alkyl, -OS(O) $_2$ C_1 - C_6 alkyl, -OS(O)N(C_1 - C_6 alkyl) $_2$, -OS(O)NH(C_1 - C_6 alkyl), -OS(O)NH $_2$, -OS(O) $_2$ N(C_1 - C_6 alkyl) $_2$, -OS(O) $_2$ NH(C_1 - C_6 alkyl), -OS(O) $_2$ NH $_2$, -SH, -SC $_1$ - C_6 alkyl, -S(O) C_1 - C_6 alkyl, -S(O) $_2$ C_1 - C_6 alkyl, -S(O)N(C_1 - C_6 alkyl) $_2$, -S(O)NH(C_1 - C_6 alkyl), -S(O)NH $_2$, -S(O) $_2$ N(C_1 - C_6 alkyl) $_2$, -S(O) $_2$ NH(C_1 - C_6 alkyl), -S(O) $_2$ NH $_2$, -N(C_1 - C_6 alkyl) $_2$, -NH(C_1 - C_6 alkyl), -NH $_2$, -N(C_1 - C_6 alkyl)C(O) C_1 - C_6 alkyl, -NHC(O) C_1 - C_6 alkyl, -N(C_1 - C_6 alkyl)C(O)OC $_1$ - C_6 alkyl, -N(C_1 - C_6 alkyl)C(O)OH, -NHC(O)OC $_1$ - C_6 alkyl, -NHC(O)OH, -N(C_1 - C_6 alkyl)C(O)N(C_1 - C_6 alkyl) $_2$, -N(C_1 - C_6 alkyl)C(O)NH(C_1 - C_6 alkyl), -N(C_1 - C_6 alkyl)C(O)NH $_2$, -NHC(O)N(C_1 - C_6 alkyl) $_2$, -NHC(O)NH(C_1 - C_6 alkyl), -NHC(O)NH $_2$, -N(C_1 - C_6 alkyl)S(O) C_1 - C_6 alkyl, -NHS(O) C_1 - C_6 alkyl, -N(C_1 - C_6 alkyl)S(O) $_2$ C_1 - C_6 alkyl, -NHS(O) $_2$ C_1 - C_6 alkyl, -N(C_1 - C_6 alkyl)S(O)N(C_1 - C_6 alkyl) $_2$, -N(C_1 - C_6 alkyl)S(O)NH(C_1 - C_6 alkyl), -N(C_1 - C_6 alkyl)S(O)NH $_2$, -NHS(O)N(C_1 - C_6 alkyl) $_2$, -NHS(O)NH(C_1 - C_6 alkyl), -NHS(O)NH $_2$, -N(C_1 - C_6 alkyl)S(O) $_2$ N(C_1 - C_6 alkyl) $_2$, -N(C_1 - C_6 alkyl)S(O) $_2$ NH(C_1 - C_6 alkyl), -N(C_1 - C_6 alkyl)S(O) $_2$ NH $_2$, -NHS(O) $_2$ N(C_1 - C_6 alkyl) $_2$, -NHS(O) $_2$ NH(C_1 - C_6 alkyl), -NHS(O) $_2$ NH $_2$, -C(O) C_1 - C_6 alkyl, -C(O)OC $_1$ - C_6 alkyl, -C(O)N(C_1 - C_6 alkyl) $_2$, -C(O)NH(C_1 - C_6 alkyl), -C(O)NH $_2$, -P(C_1 - C_6 alkyl) $_2$, -P(O)(C_1 - C_6 alkyl) $_2$, -P(O) $_2$ (C_1 - C_6 alkyl) $_2$, -P(O)N(C_1 - C_6 alkyl) $_2$, -P(O) $_2$ N(C_1 - C_6 alkyl) $_2$, -P(O)OC $_1$ - C_6 alkyl, or -P(O) $_2$ OC $_1$ - C_6 alkyl.

[0115] In some embodiments, each R^a , R^b , R^c , R^d , R^e , and R^f is independently selected from the group consisting of H, deuterium, C_1 - C_6 alkyl, C_2 - C_6 alkenyl, C_2 - C_6 alkynyl, C_3 - C_6 cycloalkyl, 3- to 7-membered heterocycloalkyl, C_6 - C_{10} aryl, 5- to 7- membered heteroaryl.

[0116] In some embodiments, p is 1, 2, 3, or 4. In some embodiments, p is 1.

[0117] In some embodiments, t is 1, 2, 3, 4, or 5. In some embodiments, t is 3. In some embodiments, t is 4. In some embodiments, t is 3 or 4.

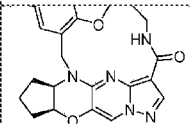
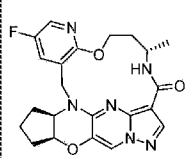
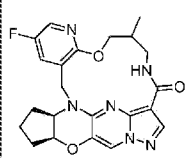
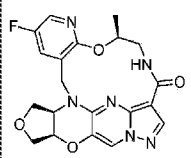
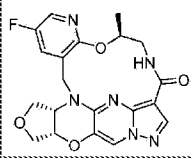
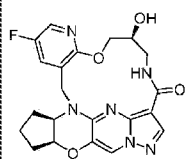
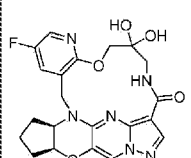
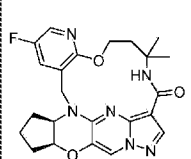
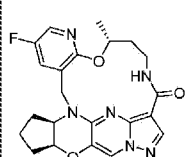
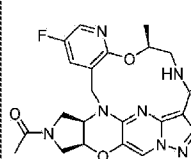
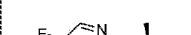
[0118] In some embodiments, n, if present, is 1, 2, or 3. In some embodiments, n is 2. In some embodiments, n is 3. In some embodiments, n is 2 or 3.

[0119] The following represent illustrative embodiments of compounds of the formula I, II, III, and IV:

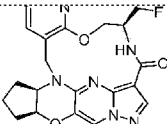
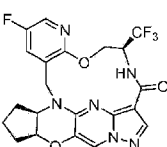
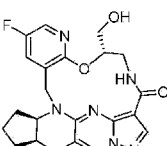
Compound	Structure	Name
1		(3aR, 11S, 20aS)-7-fluoro-11-methyl-2,3,3a,12,13,20a-hexahydro-1H,5H-17,19-(metheno)cyclopenta[5,6] [1,4]oxazino[3,4-f]pyrazolo[4,3-f] [1,4,8,10]benzoxatriazacyclotridecin-14(11H)-one
2		(7S)-3-amino-11-fluoro-7-methyl-4-oxo-14-(propan-2-yl)-4,5,6,7,13,14-hexahydro-1,15-ethenopyrazolo[4,3-f] [1,4,8,10]benzoxatriazacyclotridecin-12-carbonitrile
3		(3aR, 11S, 20aS)-7,9-difluoro-11-methyl-2,3,3a,12,13,20a-hexahydro-1H,5H-17,19-(metheno)cyclopenta[5,6] [1,4]oxazino[3,4-f]pyrazolo[4,3-f] [1,4,8,10]benzoxatriazacyclotridecin-14(11H)-one
4		(3aR, 11S, 20aR)-7-fluoro-11-methyl-1,3,3a,12,13,20a-hexahydro-5H-17,19-(metheno)furo[3',4':5,6][1,4]oxazino[3,4-f]pyrazolo[4,3-f] [1,4,8,10]benzoxatriazacyclotridecin-14(11H)-one
5		(3aR, 11S, 20aS)-7-fluoro-11-methyl-2,3,3a,12,13,20a-hexahydro-1H,5H-17,19-(metheno)cyclopenta[5,6] [1,4]oxazino[3,4-f]pyrazolo[4,3-f]pyrido[3,2-f] [1,4,8,10]oxatriazacyclotridecin-14(11H)-one
6		(3aR, 12R, 20aS)-7-fluoro-12-methyl-2,3,3a,12,13,20a-hexahydro-1H,5H-17,19-(metheno)cyclopenta[5,6] [1,4]oxazino[3,4-f]pyrazolo[4,3-f]pyrido[3,2-f] [1,4,8,10]oxatriazacyclotridecin-14(11H)-one

Compound	Structure	Name
7		(3aR,12R,20aS)-7,9-difluoro-12-methyl-2,3,3a,12,13,20a-hexahydro-1H,5H-17,19-(metheno)cyclopenta[5,6][1,4]oxazino[3,4-i]pyrazolo[4,3-f][1,4,8,10]benzoxatriazacyclotridecin-14(11H)-one
8		(2aR,10S,19a5)-6-fluoro-10-methyl-1,2,2a,11,12,19a-hexahydro-4H-16,18-(metheno)cyclobuta[5,6][1,4]oxazino[3,4-i]pyrazolo[4,3-f]pyrido[3,2-i][1,4,8,10]oxatriazacyclotridecin-13(10H)-one
9		(2aS,10S,19aR)-6-fluoro-10-methyl-1,2,2a,11,12,19a-hexahydro-4H-16,18-(metheno)cyclobuta[5,6][1,4]oxazino[3,4-i]pyrazolo[4,3-f]pyrido[3,2-i][1,4,8,10]oxatriazacyclotridecin-13(10H)-one
10		(2aR,11R,19aS)-6-fluoro-11-methyl-1,2,2a,11,12,19a-hexahydro-4H-16,18-(metheno)cyclobuta[5,6][1,4]oxazino[3,4-i]pyrazolo[4,3-f]pyrido[3,2-i][1,4,8,10]oxatriazacyclotridecin-13(10H)-one
11		(2aS,11R,19aR)-6-fluoro-11-methyl-1,2,2a,11,12,19a-hexahydro-4H-16,18-(metheno)cyclobuta[5,6][1,4]oxazino[3,4-i]pyrazolo[4,3-f]pyrido[3,2-i][1,4,8,10]oxatriazacyclotridecin-13(10H)-one
12		(4aR,12S,21aS)-8-fluoro-12-methyl-1,2,3,4,4a,13,14,21a-octahydro-6H-18,20-(metheno)pyrazolo[4',3':6,7]pyrido[3',2':12,13][1,4,8,10]oxatriazacyclotridecino[9,10-c][1,4]benzoxazin-15(12H)-one
13		(4aR,13R,21aS)-8-fluoro-13-methyl-1,2,3,4,4a,13,14,21a-octahydro-6H-18,20-(metheno)pyrazolo[4',3':6,7]pyrido[3',2':12,13][1,4,8,10]oxatriazacyclotridecino[9,10-c][1,4]benzoxazin-15(12H)-one
14		(3aR,12R,20aS)-12-cyclopropyl-7-fluoro-2,3,3a,12,13,20a-hexahydro-1H,5H-17,19-(metheno)cyclopenta[5,6][1,4]oxazino[3,4-i]pyrazolo[4,3-f]pyrido[3,2-i][1,4,8,10]oxatriazacyclotridecin-14(11H)-one
15		(3aR,11S,21aS)-7-fluoro-11-methyl-2,3,3a,11,12,13,14,21a-octahydro-1H,5H,15H-18,20-(metheno)cyclopenta[5,6][1,4]oxazino[4,3-e]pyrazolo[3,4-h]pyrido[2,3-b][1,5,7,11]oxatriazacyclotetradecin-15-one
16		(3aR,13R,21aS)-7-fluoro-13-methyl-2,3,3a,11,12,13,14,21a-octahydro-1H,5H,15H-18,20-(metheno)cyclopenta[5,6][1,4]oxazino[4,3-e]pyrazolo[3,4-h]pyrido[2,3-b][1,5,7,11]oxatriazacyclotetradecin-15-one
17		(3aR,12S,21aS)-7-fluoro-12-methyl-2,3,3a,11,12,13,14,21a-octahydro-1H,5H,15H-18,20-(metheno)cyclopenta[5,6][1,4]oxazino[4,3-e]pyrazolo[3,4-h]pyrido[2,3-b][1,5,7,11]oxatriazacyclotetradecin-15-one

Compound	Structure	Name
		18,20-(metheno)cyclopenta[5,6][1,4]oxazino[4,3-e]pyrazolo[3,4-h]pyrido[2,3-b][1,5,7,11]oxatriazacyclotetradecin-15-one
18		(3a'R,20a'S)-7'-fluoro-1'H,2'H,3'H,3a'H,5'H,11'H,13'H,14'H,20a'H-spiro[cyclopropane-1,12'-[10,20]dioxo[4,9,13,16,17,18]hexaaza[17,19] (metheno)cyclopenta[5,6][1,4]oxazino[3,4-f]pyrazolo[4,3-f]pyrido[3,2-f][1,4,8,10]oxatriazacyclotridecin-14'-one
19		(3aR,21aS)-7-fluoro-2,3,3a,11,12,13,14,21a-octahydro-1H,5H,15H-18,20-(metheno)cyclopenta[5,6][1,4]oxazino[4,3-e]pyrazolo[3,4-h]pyrido[2,3-b][1,5,7,11]oxatriazacyclotetradecin-15-one
20		(3a'R,21a'S)-7'-fluoro-1'H,2'H,3'H,3a'H,5'H,11'H,13'H,14'H,15'H,21a'H-spiro[cyclopropane-1,12'-[10,21]dioxo[4,9,14,17,18,19]hexaaza[18,20] (metheno)cyclopenta[5,6][1,4]oxazino[4,3-e]pyrazolo[3,4-h]pyrido[2,3-b][1,5,7,11]oxatriazacyclotetradecin-15'-one
21		(3aR,20aS)-7-fluoro-12,12-dimethyl-2,3,3a,12,13,20a-hexahydro-1H,5H-17,19-(metheno)cyclopenta[5,6][1,4]oxazino[3,4-f]pyrazolo[4,3-f]pyrido[3,2-f][1,4,8,10]oxatriazacyclotridecin-14(11H)-one
22		(3a'R,20a'S)-7'-fluoro-1'H,2'H,3'H,3a'H,5'H,11'H,13'H,14'H,20a'H-spiro [cyclobutane-1,12'-[10,20]dioxo[4,9,13,16,17,18]hexaaza[17,19] (metheno)cyclopenta[5,6][1,4]oxazino[3,4-f]pyrazolo[4,3-f]pyrido[3,2-f][1,4,8,10]oxatriazacyclotndecin]-14'-one
23		(3a'R,21a'S)-7'-fluoro-1'H,2'H,3'H,3a'H,5'H,11'H,13'H,14'H,15'H,21a'H-spiro[cyclobutane-1,12'-[10,21]dioxo[4,9,14,17,18,19]hexaaza[18,20] (metheno)cyclopenta[5,6][1,4]oxazino[4,3-e]pyrazolo[3,4-h]pyrido[2,3-b][1,5,7,11]oxatriazacyclotetradecin]-15'-one
24		(3aS,11aR,14aS,21aR)-18-fluoro-2,3,3a,11,11a,12,13,14,14a,21a-decahydro-1H,10H,20H-7,5-(metheno)cyclopenta[b]cyclopenta[5,6][1,4]oxazino[3,4-f]pyrazolo[4,3-f]pyrido[3,2-f][1,4,8,10]oxatriazacyclotndecin-10-one
25		(3a'R,20a'S)-3,3,7'-trifluoro-1'H,2'H,3'H,3a'H,5'H,11'H,13'H,14'H,20a'H-spiro [cyclobutane-1,12'-[10,20]dioxo[4,9,13,16,17,18]hexaaza[17,19] (metheno)cyclopenta[5,6][1,4]oxazino[3,4-f]pyrazolo[4,3-f]pyrido[3,2-f][1,4,8,10]oxatriazacyclotndecin]-14'-one
26		(3a'R,20a'S)-7'-fluoro-1'H,2'H,3'H,3a'H,5'H,11'H,13'H,14'H,20a'H-spiro [cyclopentane-1,12'-[10,20]dioxo[4,9,13,16,17,18]hexaaza[17,19] (metheno)cyclopenta[5,6][1,4]oxazino[3,4-f]pyrazolo[4,3-f]pyrido[3,2-f][1,4,8,10]oxatriazacyclotndecin]-14'-one
27		(3aR,21aS)-7-fluoro-12,12-dimethyl-2,3,3a,11,12,13,14,21a-octahydro-1H,5H,15H-18,20-(metheno)cyclopenta[5,6][1,4]oxazino[4,3-e]pyrazolo[3,4-h]pyrido[2,3-b]

Compound	Structure	Name
		[1,5,7,11]oxatriazacyclotetradecin-15-one
28		(3aR,13S',21aS)-7-fluoro-13-methyl-2,3,3a,11,12,13,14,21a-octahydro-1H,5H,15H-18,20-(metheno)cyclopenta[5,6][1,4]oxazino[4,3-e]pyrazolo[3,4-h]pyrido[2,3-b][1,5,7,11]oxatriazacyclotetradecin-15-one
29		(3aR,21aS)-7-fluoro-12-methyl-2,3,3a,11,12,13,14,21a-octahydro-1H,5H,15H-18,20-(metheno)cyclopenta[5,6][1,4]oxazino[4,3-e]pyrazolo[3,4-h]pyrido[2,3-b][1,5,7,11]oxatriazacyclotetradecin-15-one
30		(3aR,11S,20aR)-7-fluoro-11-methyl-1,3,3a,12,13,20a-hexahydro-5H-17,19-(metheno)furo[3',4':5,6][1,4]oxazino[3,4-f]pyrazolo[4,3-f]pyrido[3,2-l][1,4,8,10]oxatriazacyclotridecin-14(11H)-one
31		(3aS,11S,20aS)-7-fluoro-11-methyl-1,3,3a,12,13,20a-hexahydro-5H-17,19-(metheno)furo[3',4':5,6][1,4]oxazino[3,4-f]pyrazolo[4,3-f]pyrido[3,2-l][1,4,8,10]oxatriazacyclotridecin-14(11H)-one
32		(3aR,12S,21aS)-7-fluoro-12-hydroxy-2,3,3a,11,12,13,14,21a-octahydro-1H,5H,15H-18,20-(metheno)cyclopenta[5,6][1,4]oxazino[4,3-e]pyrazolo[3,4-h]pyrido[2,3-b][1,5,7,11]oxatriazacyclotetradecin-15-one
33		(3aR,21aS)-7-fluoro-12,12-dihydroxy-2,3,3a,11,12,13,14,21a-octahydro-1H,5H,15H-18,20-(metheno)cyclopenta[5,6][1,4]oxazino[4,3-e]pyrazolo[3,4-h]pyrido[2,3-b][1,5,7,11]oxatriazacyclotetradecin-15-one
34		(3aR,21aS)-7-fluoro-13,13-dimethyl-2,3,3a,11,12,13,14,21a-octahydro-1H,5H,15H-18,20-(metheno)cyclopenta[5,6][1,4]oxazino[4,3-e]pyrazolo[3,4-h]pyrido[2,3-b][1,5,7,11]oxatriazacyclotetradecin-15-one
35		(3aR,11R,21aS)-7-fluoro-11-methyl-2,3,3a,11,12,13,14,21a-octahydro-1H,5H,15H-18,20-(metheno)cyclopenta[5,6][1,4]oxazino[4,3-e]pyrazolo[3,4-h]pyrido[2,3-b][1,5,7,11]oxatriazacyclotetradecin-15-one
36		(3aR,11S,20aS)-2-acetyl-7-fluoro-11-methyl-2,3,3a,12,13,20a-hexahydro-1H,5H-17,19-(metheno)pyrazolo[4,3-f]pyrido[3,2-l]pyrrolo[3',4':5,6][1,4]oxazino[3,4-f][1,4,8,10]oxatriazacyclotridecin-14(11H)-one
37		(3aS,11S,20aR)-2-acetyl-7-fluoro-11-methyl-2,3,3a,12,13,20a-hexahydro-1H,5H-17,19-(metheno)pyrazolo[4,3-f]pyrido[3,2-l]pyrrolo[3',4':5,6][1,4]oxazino[3,4-f]

Compound	Structure	Name
		[1,4,8,10]oxatriazacyclotridecin-14(11 <i>H</i>)-one
38		(3a <i>R</i> ,12 <i>S</i> ,21a <i>S</i>)-7,12-difluoro-2,3,3a,11,12,13,14,21a-octahydro-1 <i>H</i> ,5 <i>H</i> ,15 <i>H</i> -18,20-(metheno)cyclopenta[5,6][1,4]oxazino[4,3- <i>e</i>]pyrazolo[3,4- <i>h</i>]pyrido[2,3- <i>b</i>][1,5,7,11]oxatriazacyclotetradecin-15-one
39		3a <i>R</i> ,12 <i>R</i> ,21a <i>S</i>)-7,12-difluoro-2,3,3a,11,12,13,14,21a-octahydro-1 <i>H</i> ,5 <i>H</i> ,15 <i>H</i> -18,20-(metheno)cyclopenta[5,6][1,4]oxazino[4,3- <i>e</i>]pyrazolo[3,4- <i>h</i>]pyrido[2,3- <i>b</i>][1,5,7,11]oxatriazacyclotetradecin-15-one
40		(3a <i>R</i> ,21a <i>S</i>)-7,12,12-trifluoro-2,3,3a,11,12,13,14,21a-octahydro-1 <i>H</i> ,5 <i>H</i> ,15 <i>H</i> -18,20-(metheno)cyclopenta[5,6][1,4]oxazino[4,3- <i>e</i>]pyrazolo[3,4- <i>h</i>]pyrido[2,3- <i>b</i>][1,5,7,11]oxatriazacyclotetradecin-15-one
41		(3a <i>R</i> ,11 <i>R</i> ,14 <i>S</i> ,22a <i>S</i>)-7-fluoro-2,3,3a,12,13,14,15,22a-octahydro-1 <i>H</i> ,5 <i>H</i> -11,14-methano-19,21-(metheno)cyclopenta[5,6][1,4]oxazino[4,3- <i>e</i>]pyrazolo[3,4- <i>h</i>]pyrido[2,3- <i>b</i>][1,5,7,11]oxatriazacyclopentadecin-16(11 <i>H</i>)-one
42		(3a <i>R</i> ,11 <i>S</i> ,14 <i>R</i> ,22a <i>S</i>)-7-fluoro-2,3,3a,12,13,14,15,22a-octahydro-1 <i>H</i> ,5 <i>H</i> -11,14-methano-19,21-(metheno)cyclopenta[5,6][1,4]oxazino[4,3- <i>e</i>]pyrazolo[3,4- <i>h</i>]pyrido[2,3- <i>b</i>][1,5,7,11]oxatiazacyclopentadecin-16(11 <i>H</i>)-one
43		(3a <i>R</i> ,12 <i>R</i> ,21a <i>S</i>)-7-fluoro-12-hydroxy-2,3,3a,11,12,13,14,21a-octahydro-1 <i>H</i> ,5 <i>H</i> ,15 <i>H</i> -18,20-(metheno)cyclopenta[5,6][1,4]oxazino[4,3- <i>e</i>]pyrazolo[3,4- <i>h</i>]pyrido[2,3- <i>b</i>][1,5,7,11]oxatriazacyclotetradecin-15-one
44		(3a <i>S</i> ,11 <i>R</i> ,20a <i>R</i>)-7-fluoro-11-methyl-2,3,3a,12,13,20a-hexahydro-1 <i>H</i> ,5 <i>H</i> -17,19-(metheno)cyclopenta[5,6][1,4]oxazino[3,4- <i>i</i>]pyrazolo[4,3- <i>f</i>]pyrido[3,2- <i>l</i>][1,4,8,10]oxatriazacyclotridecin-14(11 <i>H</i>)-one
45		(3a' <i>R</i> ,21a' <i>S</i>)-7'-fluoro-1' <i>H</i> ,2' <i>H</i> ,3' <i>H</i> ,3a' <i>H</i> ,5' <i>H</i> ,11' <i>H</i> ,12' <i>H</i> ,14' <i>H</i> ,15' <i>H</i> ,2 1a' <i>H</i> -spiro[cyclobutane-1,13'-[10,21]dioxo[4,9,14,17,18,19]hexaaza[18,20] (metheno)cyclopenta[5,6][1,4]oxazino[4,3- <i>e</i>]pyrazolo[3,4- <i>h</i>]pyrido[2,3- <i>b</i>][1,5,7,11]oxatriazacyclotetradecin]-15'-one
46		(3a <i>R</i> ,11 <i>s</i> ,13 <i>S</i> ,21a <i>S</i>)-7-fluoro-2,3,3a,12,13,14,15,21a-octahydro-1 <i>H</i> ,5 <i>H</i> ,11 <i>H</i> -11,13-methano-18,20-(metheno)cyclopenta[5,6][1,4]oxazino[4,3- <i>e</i>]pyrazolo[3,4- <i>h</i>]pyrido[2,3- <i>b</i>][1,5,7,11]oxatriazacyclotetradecine
47		(3a <i>R</i> ,12 <i>S</i> ,20a <i>S</i>)-12-(difluoromethyl)-7-fluoro-2,3,3a,12,13,20a-hexahydro-1 <i>H</i> ,5 <i>H</i> -17,19-(metheno)cyclopenta[5,6][1,4]oxazino[3,4- <i>i</i>]pyrazolo[4,3- <i>f</i>]pyrido[3,2- <i>l</i>]

Compound	Structure	Name
		[1,4,8,10]oxatriazacyclotridecin-14(11H)-one
48		(3aR,12S,20aS)-7-fluoro-12-(trifluoromethyl)-2,3,3a,12,13,20a-hexahydro-1H,5H-17,19-(metheno)cyclopenta[5,6] [1,4]oxazino [3,4-]pyrazolo[4,3-]pyrido[3,2-] [1,4,8,10]oxatriazacyclotridecin-14(11H)-one
49		(3aR,11S,20aS)-7-fluoro-11-(hydroxymethyl)-2,3,3a,12,13,20a-hexahydro-1H,5H-17,19-(metheno)cyclopenta[5,6] [1,4]oxazino[3,4-]pyrazolo[4,3-]pyrido[3,2-] [1,4,8,10]oxatriazacyclotridecin-14(11H)-one

[0120] Those skilled in the art will recognize that the species listed or illustrated herein are not exhaustive, and that additional species within the scope of these defined terms may also be selected.

PHARMACEUTICAL COMPOSITIONS

[0121] For treatment purposes, pharmaceutical compositions comprising the compounds described herein may further comprise one or more pharmaceutically-acceptable excipients. A pharmaceutically-acceptable excipient is a substance that is non-toxic and otherwise biologically suitable for administration to a subject. Such excipients facilitate administration of the compounds described herein and are compatible with the active ingredient. Examples of pharmaceutically-acceptable excipients include stabilizers, lubricants, surfactants, diluents, antioxidants, binders, coloring agents, bulking agents, emulsifiers, or taste-modifying agents. In preferred embodiments, pharmaceutical compositions according to the invention are sterile compositions. Pharmaceutical compositions may be prepared using compounding techniques known or that become available to those skilled in the art.

[0122] Sterile compositions are also contemplated by the invention, including compositions that are in accord with national and local regulations governing such compositions.

[0123] The pharmaceutical compositions and compounds described herein may be formulated as solutions, emulsions, suspensions, or dispersions in suitable pharmaceutical solvents or carriers, or as pills, tablets, lozenges, suppositories, sachets, dragees, granules, powders, powders for reconstitution, or capsules along with solid carriers according to conventional methods known in the art for preparation of various dosage forms. Pharmaceutical compositions of the invention may be administered by a suitable route of delivery, such as oral, parenteral, rectal, nasal, topical, or ocular routes, or by inhalation. Preferably, the compositions are formulated for intravenous or oral administration.

[0124] For oral administration, the compounds the invention may be provided in a solid form, such as a tablet or capsule, or as a solution, emulsion, or suspension. To prepare the oral compositions, the compounds of the invention may be formulated to yield a dosage of, e.g., from about 0.1 mg to 1 g daily, or about 1 mg to 50 mg daily, or about 50 to 250 mg daily, or about 250 mg to 1 g daily. Oral tablets may include the active ingredient(s) mixed with compatible pharmaceutically acceptable excipients such as diluents, disintegrating agents, binding agents, lubricating agents, sweetening agents, flavoring agents, coloring agents and preservative agents. Suitable inert fillers include sodium and calcium carbonate, sodium and calcium phosphate, lactose, starch, sugar, glucose, methyl cellulose, magnesium stearate, mannitol, sorbitol, and the like. Exemplary liquid oral excipients include ethanol, glycerol, water, and the like. Starch, polyvinyl-pyrrolidone (PVP), sodium starch glycolate, microcrystalline cellulose, and alginic acid are exemplary disintegrating agents. Binding agents may include starch and gelatin. The lubricating agent, if present, may be magnesium stearate, stearic acid, or talc. If desired, the tablets may be coated with a material such as glyceryl monostearate or glyceryl distearate to delay absorption in the gastrointestinal tract, or may be coated with an enteric coating.

[0125] Capsules for oral administration include hard and soft gelatin capsules. To prepare hard gelatin capsules, active ingredient(s) may be mixed with a solid, semi-solid, or liquid diluent. Soft gelatin capsules may be prepared by mixing the active ingredient with water, an oil, such as peanut oil or olive oil, liquid paraffin, a mixture of mono and di-glycerides of short chain fatty acids, polyethylene glycol 400, or propylene glycol.

[0126] Liquids for oral administration may be in the form of suspensions, solutions, emulsions, or syrups, or may be lyophilized or

presented as a dry product for reconstitution with water or other suitable vehicle before use. Such liquid compositions may optionally contain: pharmaceutically-acceptable excipients such as suspending agents (for example, sorbitol, methyl cellulose, sodium alginate, gelatin, hydroxyethylcellulose, carboxymethylcellulose, aluminum stearate gel and the like); non-aqueous vehicles, e.g., oil (for example, almond oil or fractionated coconut oil), propylene glycol, ethyl alcohol, or water; preservatives (for example, methyl or propyl p-hydroxybenzoate or sorbic acid); wetting agents such as lecithin; and, if desired, flavoring or coloring agents.

[0127] For parenteral use, including intravenous, intramuscular, intraperitoneal, intranasal, or subcutaneous routes, the agents of the invention may be provided in sterile aqueous solutions or suspensions, buffered to an appropriate pH and isotonicity or in parenterally acceptable oil. Suitable aqueous vehicles include Ringer's solution and isotonic sodium chloride. Such forms may be presented in unit-dose form such as ampoules or disposable injection devices, in multidose forms such as vials from which the appropriate dose may be withdrawn, or in a solid form or pre-concentrate that can be used to prepare an injectable formulation. Illustrative infusion doses range from about 1 to 1000 $\mu\text{g}/\text{kg}/\text{minute}$ of agent admixed with a pharmaceutical carrier over a period ranging from several minutes to several days.

[0128] For nasal, inhaled, or oral administration, the inventive pharmaceutical compositions may be administered using, for example, a spray formulation also containing a suitable carrier. The inventive compositions may be formulated for rectal administration as a suppository.

[0129] For topical applications, the compounds of the present invention are preferably formulated as creams or ointments or a similar vehicle suitable for topical administration. For topical administration, the inventive compounds may be mixed with a pharmaceutical carrier at a concentration of about 0.1% to about 10% of drug to vehicle. Another mode of administering the agents of the invention may utilize a patch formulation to effect transdermal delivery.

[0130] As used herein, the terms "treat" or "treatment" encompass both "preventative" and "curative" treatment. "Preventative" treatment is meant to indicate a postponement of development of a disease, a symptom of a disease, or medical condition, suppressing symptoms that may appear, or reducing the risk of developing or recurrence of a disease or symptom. "Curative" treatment includes reducing the severity of or suppressing the worsening of an existing disease, symptom, or condition. Thus, treatment includes ameliorating or preventing the worsening of existing disease symptoms, preventing additional symptoms from occurring, ameliorating or preventing the underlying systemic causes of symptoms, inhibiting the disorder or disease, e.g., arresting the development of the disorder or disease, relieving the disorder or disease, causing regression of the disorder or disease, relieving a condition caused by the disease or disorder, or stopping the symptoms of the disease or disorder.

[0131] The term "subject" refers to a mammalian patient in need of such treatment, such as a human.

[0132] Exemplary diseases include cancer, pain, neurological diseases, autoimmune diseases, and inflammation. Cancer includes, for example, lung cancer, colon cancer, breast cancer, prostate cancer, hepatocellular carcinoma, renal cell carcinoma, gastric and esophago-gastric cancers, glioblastoma, head and neck cancers, inflammatory myofibroblastic tumors, and anaplastic large cell lymphoma. Pain includes, for example, pain from any source or etiology, including cancer pain, pain from chemotherapeutic treatment, nerve pain, pain from injury, or other sources. Autoimmune diseases include, for example, rheumatoid arthritis, Sjogren syndrome, Type I diabetes, and lupus. Exemplary neurological diseases include Alzheimer's Disease, Parkinson's Disease, Amyotrophic lateral sclerosis, and Huntington's disease. Exemplary inflammatory diseases include atherosclerosis, allergy, and inflammation from infection or injury.

[0133] In one aspect, the compounds and pharmaceutical compositions of the invention specifically target receptor tyrosine kinases, in particular RET. In another aspect, the compounds and pharmaceutical compositions of the invention specifically target non-receptor tyrosine kinases, in particular SRC. In yet another aspect, the compounds and pharmaceutical compositions of the invention specifically target receptor tyrosine kinases and non-receptor tyrosine kinases, such as RET and SRC, respectively. Thus, these compounds and pharmaceutical compositions can be used to prevent, reverse, slow, or inhibit the activity of one or more of these kinases. In preferred embodiments, the compounds of the invention are for use in methods of treatment which target cancer. In other embodiments, the compounds of the invention are for use in methods for treating lung cancer or non-small cell lung cancer.

[0134] In the inhibitory methods of the invention, an "effective amount" means an amount sufficient to inhibit the target protein. Measuring such target modulation may be performed by routine analytical methods such as those described below. Such modulation is useful in a variety of settings, including *in vitro* assays. In such methods, the cell is preferably a cancer cell with abnormal signaling due to upregulation of RET and/or SRC.

[0135] In treatment methods according to the invention, an "effective amount" means an amount or dose sufficient to generally bring about the desired therapeutic benefit in subjects needing such treatment. Effective amounts or doses of the compounds of the invention may be ascertained by routine methods, such as modeling, dose escalation, or clinical trials, taking into account routine factors, e.g., the mode or route of administration or drug delivery, the pharmacokinetics of the agent, the severity and course of the infection, the subject's health status, condition, and weight, and the judgment of the treating physician. An exemplary dose is in the range of about from about 0.1 mg to 1 g daily, or about 1 mg to 50 mg daily, or about 50 to 250 mg daily, or about 250 mg to 1 g daily. The total dosage may be given in single or divided dosage units (e.g., BID, TID, QID).

[0136] Once improvement of the patient's disease has occurred, the dose may be adjusted for preventative or maintenance treatment. For example, the dosage or the frequency of administration, or both, may be reduced as a function of the symptoms, to a level at which the desired therapeutic or prophylactic effect is maintained. Of course, if symptoms have been alleviated to an appropriate level, treatment may cease. Patients may, however, require intermittent treatment on a long-term basis upon any recurrence of symptoms. Patients may also require chronic treatment on a long-term basis.

DRUG COMBINATIONS

[0137] The inventive compounds described herein may be used in pharmaceutical compositions or methods in combination with one or more additional active ingredients in the treatment of the diseases and disorders described herein. Further additional active ingredients include other therapeutics or agents that mitigate adverse effects of therapies for the intended disease targets. Such combinations may serve to increase efficacy, ameliorate other disease symptoms, decrease one or more side effects, or decrease the required dose of an inventive compound. The additional active ingredients may be administered in a separate pharmaceutical composition from a compound of the present invention or may be included with a compound of the present invention in a single pharmaceutical composition. The additional active ingredients may be administered simultaneously with, prior to, or after administration of a compound of the present invention.

[0138] Combination agents include additional active ingredients are those that are known or discovered to be effective in treating the diseases and disorders described herein, including those active against another target associated with the disease. For example, compositions and formulations of the invention, as well as methods of treatment, can further comprise other drugs or pharmaceuticals, e.g., other active agents useful for treating or palliative for the target diseases or related symptoms or conditions. For cancer indications, additional such agents include, but are not limited to, kinase inhibitors, such as EGFR inhibitors (e.g., erlotinib, gefitinib), Raf inhibitors (e.g., vemurafenib), VEGFR inhibitors (e.g., sunitinib), ALK inhibitors (e.g., crizotinib) standard chemotherapy agents such as alkylating agents, antimetabolites, anti-tumor antibiotics, topoisomerase inhibitors, platinum drugs, mitotic inhibitors, antibodies, hormone therapies, or corticosteroids. For pain indications, suitable combination agents include anti-inflammatories such as NSAIDs. The pharmaceutical compositions of the invention may additionally comprise one or more of such active agents, and methods of treatment may additionally comprise administering an effective amount of one or more of such active agents.

CHEMICAL SYNTHESIS

[0139] Exemplary chemical entities useful in methods of the description will now be described by reference to illustrative synthetic schemes for their general preparation below and the specific examples that follow. Artisans will recognize that, to obtain the various compounds herein, starting materials may be suitably selected so that the ultimately desired substituents will be carried through the reaction scheme with or without protection as appropriate to yield the desired product. Alternatively, it may be necessary or desirable to employ, in the place of the ultimately desired substituent, a suitable group that may be carried through the reaction scheme and replaced as appropriate with the desired substituent. Furthermore, one of skill in the art will recognize that the transformations shown in the schemes below may be performed in any order that is compatible with the functionality of the particular pendant groups.

[0140] Abbreviations: The examples described herein use materials, including but not limited to, those described by the following abbreviations known to those skilled in the art:

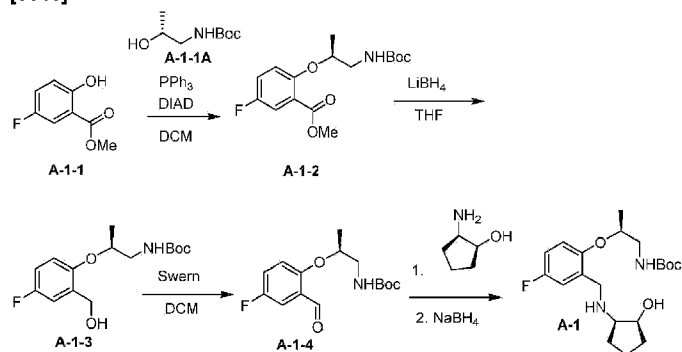
g	grams
eq	equivalents
mmol	millimoles
mL	milliliters
EtOAc	ethyl acetate
MHz	megahertz
ppm	parts per million
δ	chemical shift
s	singlet
d	doublet
t	triplet
q	quartet
quin	quintet
br	broad
m	multiplet
Hz	hertz

THF	tetrahydrofuran
°C	degrees Celsius
PE	petroleum ether
EA	ethyl acetate
R _f	retardation factor
N	normal
J	coupling constant
DMSO- <i>d</i> ₆	deuterated dimethyl sulfoxide
n-BuOH	n-butanol
DIEA	n,n-diisopropylethylamine
TMSCl	trimethylsilyl chloride
min	minutes
hr	hours
Me	methyl
Et	ethyl
i-Pr	isopropyl
TLC	thin layer chromatography
M	molar
Compd#	compound number
MS	mass spectrum
<i>m/z</i>	mass-to-charge ratio
Ms	methanesulfonyl
FDPP	pentafluorophenyl diphenylphosphinate
Boc	tert-butyloxycarbonyl
TFA	trifluoroacetic acid
Tos	toluenesulfonyl
DMAP	4-(dimethylamino)pyridine
μM	micromolar
ATP	adenosine triphosphate
IC ₅₀	half maximal inhibitory concentration
U/mL	units of activity per milliliter
KHMDS	potassium bis(trimethylsilyl)amide
DIAD	diisopropyl azodicarboxylate
MeTHF	2-methyltetrahydrofuran
MOM	methoxymethyl
DCM	dichloromethane
DMF	<i>N,N</i> -dimethylformamide
DPPA	diphenyl phosphoryl azide
DBU	1,8-diazabicyclo[5.4.0]undec-7-ene
DIPEA	<i>N,N</i> -diisopropylethylamine
TBAF	Tetrabutylammonium Fluoride
TEA	Triethylamine
TBS	Tert-butyl dimethylsilyl

General Method A.

Preparation of *tert*-butyl ((2*S*)-2-[4-fluoro-2-(((1*R*,2*S*)-2-hydroxycyclopentyl) amino) methyl]phenoxy]propyl) carbamate (A-1)

[0141]



[0142] Step 1. To an azeotrope dried mixture of A-1-1 (0.9615 g, 5.65 mmol) and A-1-1A (1.19 g, 6.78 mmol) in DCM (3.62 mL) was added PPh₃ (2.22 g, 8.48 mmol). The mixture was stirred until everything dissolved. DIAD (1.83 g, 9.04 mmol, 1.78 mL) was added very slowly with mixing at 0 °C. The reaction was warmed to 25 °C and stirred for 16 hr. DCM (5 mL) and 2M NaOH solution (20 mL) were added and stirred vigorously for 4 hours. The mixture was extracted with DCM (3 × 15 mL), dried with Na₂SO₄ and concentrated under reduced pressure. Flash chromatography (ISCO system, silica 12 g, 0-30% ethyl acetate in hexane) provided A-1-2 (1.35 g, 73%).

[0143] Step 2. To a solution of A-1-2 (1.35 g, 4.13 mmol) in THF (8.27 mL) at 0 °C was added lithium borohydride (720.51 mg, 33.08 mmol) in small batches and the mixture was stirred for 1 hr and was removed from the cold bath. The mixture stirred at ambient temperature for 20 hr, then diluted with water (5mL) and extracted with ethyl acetate (3 × 5mL). The combined organic phase was washed with brine and dried over sodium sulfate. Flash column chromatography (ISCO, silica, 24g, ethyl acetate in hexanes) afforded A-1-3 (1.08 g, 3.60 mmol, 87.09% yield).

[0144] Step 3. DMSO (422.82 mg, 5.41 mmol, 384.38 uL) in DCM (6 mL) was added dropwise at -78 °C to oxalyl chloride (686.85 mg, 5.41 mmol, 464.09 uL) in DCM (6 mL). The mixture was stirred for 20 minutes and A-1-3 (1.08 g, 3.61 mmol) in DCM (6 mL) was added dropwise at -78 °C and stirred for 20 minutes followed by addition of TEA (1.83 g, 18.04 mmol, 2.51 mL). The mixture was stirred as temperature increased to ambient temperature over 18 h. The reaction was quenched with water (10 mL) and the layers were separated. The aqueous layer was extracted twice more with DCM (2 × 10 mL). The combined organic layer was washed with brine and dried over sodium sulfate. Flash chromatography (ISCO, 24 g Silica Gold, 0-30% ethyl acetate in hexanes) afforded A-1-4 (460.2 mg, 1.55 mmol, 42.90% yield).

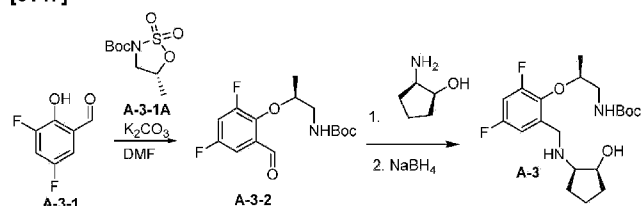
[0145] Step 4. A solution of (1S,2R)-2-aminocyclopentanol HCl salt (69 mg, 504 μmol), Hunig's Base (196 mg, 0.26 mL, 1.5 mmol) and A-1-4 (150.00 mg, 504 μmol) in dry MeOH (2.50 mL) was heated to 65 °C for 1 hr. The reaction was cooled to room temperature and NaBH₄ (38 mg, 1.0 mmol) was added. The mixture was stirred for 2 hr then quenched with water (3 mL) and stirred for 5 min. The mixture was extracted with DCM (3 × 5 mL), dried with Na₂SO₄ and concentrated under reduced pressure. Flash chromatography (ISCO system, silica (12 g), 25-50% ethyl acetate in hexane) provided A-1 (125.3 mg, 327 μmol, 64.9% yield).

[0146] Compound A-2 was prepared according to General Method A using (1R,2R)-2-aminocyclopentanol in step 4.

General Method B.

Preparation of tert-butyl 1(2S)-2-[2,4-difluoro-6-({(1R,2S)-2-hydroxycyclopentyl}amino)methyl]phenoxy]propyl]carbamate (A-3)

[0147]



[0148] Step 1. Added K₂CO₃ (330.00 mg, 2.39 mmol) to A-3-1 (151 mg, 955.08 μmol) and A-3-1A (283.27 mg, 1.19 mmol) in DMF (4.78 mL) and heated to 50 °C with stirring for 1 hr. The mixture was cooled and diluted with DCM (3 mL), filtered through a syringe

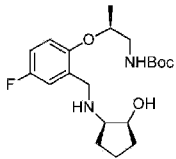
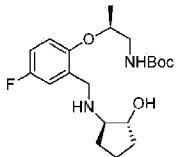
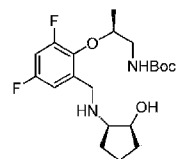
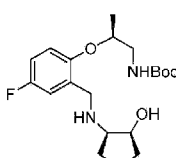
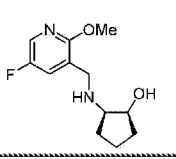
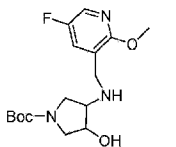
filter and concentrated under reduced pressure. Flash chromatography (ISCO system, silica (12 g), 0-30% ethyl acetate in hexane) provide A-3-2 (301 mg, 954 μ mol, 99% yield).

[0149] Step 4. A solution of (1*S*,2*R*)-2-aminocyclopentanol HCl salt (104 mg, 0.76 μ mol) and A-3-2 (200 mg, 634 μ mol) in dry MeOH (3.17 mL) was heated to 65 °C for 1 hour. The reaction was cooled to room temperature and NaBH₄ (72 mg, 1.9 mmol) was added. The mixture was stirred for 2 hours then quenched with water (5 mL) and stirred for 5 min. The mixture was extracted with DCM (3 \times 15 mL), dried with Na₂SO₄ and concentrated under reduced pressure. Flash chromatography (ISCO system, silica (12 g), 0-20% methanol in dichloromethane) provided A-3 (108 mg, 270 μ mol, 42% yield).

[0150] Compound A-4 was prepared according to General Method A using (3*R*,4*R*)-4-aminotetrahydrofuran-3-ol in step 4.

[0151] Compound A-5 was prepared according to General Method A using 5-Fluoro-2-methoxynicotinaldehyde in step 4.

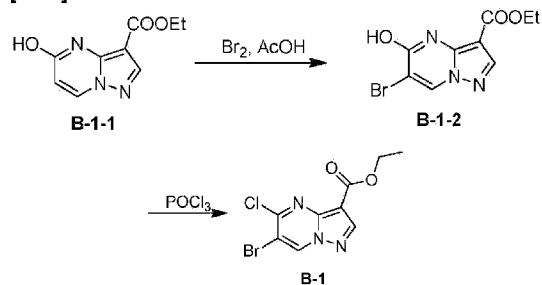
[0152] Compound A-6 was prepared according to General Method A using rac *cis*-tert-butyl-3-amino-4-hydroxypyrrolidine-1-carboxylate and 5-Fluoro-2-methoxynicotinaldehyde.

Compd#	Structure	MS [M+H] <i>m/z</i>
A-1		383.2
A-2		383.2
A-3		401.2
A-4		385.2
A-5		241.1
A-6		342.1

General Method C.

Preparation of ethyl 6-bromo-5-chloropyrazolo[1,5-a]pyrimidine-3-carboxylate (B-1).

[0153]



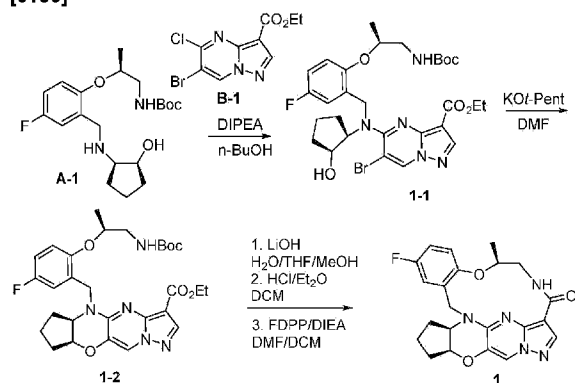
[0154] Step 1. To a solution of B-1-1 (10.00 g, 47.80 mmol, 1.00 eq.) in acetic acid (100.00 mL) was added bromine (7.64 g, 47.80 mmol, 2.46 mL, 1.00 eq.). The mixture was stirred at 180 °C for 6 hr. TLC (petroleum ether/ethyl acetate=1/1) showed the starting material was consumed completely and one new spot was found. The mixture was quenched by water (30 mL). The mixture was filtered and the cake was concentrated to give B-1-2 (10.00 g, 34.71 mmol, 72.62% yield) as a white solid: ¹H NMR (400MHz, DMSO-d₆) δ: 12.34 (br. s., 1H), 9.25 (s, 1H), 8.15 (s, 1H), 4.28 (q, J=7.2 Hz, 2H), 1.29 (t, J=7.2 Hz, 3H).

[0155] Step 2. To a solution of B-1-2 (6.00 g, 20.97 mmol, 1.00 eq.) in phosphorus oxychloride (60 mL). The mixture was stirred at 120 °C for 16 hr. TLC (petroleum ether/ethyl acetate=3/1) indicated the starting material was consumed completely and one new spot was found. The reaction mixture was filtered and concentrated under reduced pressure to give a residue. The residue was purified by column chromatography (SiO₂, petroleum ether/ethyl acetate=10/1 to 1/1) to give B-1 (2.50 g, 8.21 mmol, 39.15% yield) as a white solid; ¹H NMR (400 MHz, CDCl₃) δ: 8.94 (s, 1H), 8.54 (s, 1H), 4.43 (q, J=7.2 Hz, 2H), 1.42 (t, J=7.2 Hz, 3H).

General Method D.

Preparation of (3aR,11S,20aS)-7-fluoro-11-methyl-2,3,3a,12,13,20a-hexahydro-1H,5H-17,19-(metheno)cyclopenta[5,6][1,4]oxazino[3,4-f]pyrazolo[4,3-f][1,4,8,10]benzoxatriazacyclotridecin-14(11H)-one (1)

[0156]



[0157] Step 1. To a solution of B-1 (325 mg, 1.07 mmol) and A-1 (408 mg, 1.07 mmol) in n-BuOH (5.3 mL) was added Hunig's base (689 mg, 5.3 mmol, 929 μL). The mixture was heated to 90 °C for 15 hr. The reaction was cooled and concentrated under reduced pressure. Flash chromatography (ISCO system, silica (12 g), 10-50% ethyl acetate in hexane) provided 1-1 (197.7 mg, 303 μmol, 28% yield).

[0158] Step 2. To a solution of 1-1 (36.6 mg, 48.5 μmol) in DMF (3 mL) was added KOt-Pent (1.7 M, 86 μL) in toluene. The reaction stirred at room temperature for 1.5 hours. The reaction was cooled to -20 °C and quenched with saturated NH₄Cl sol. (5 mL) then extracted with DCM (3 × 10 mL). Combined extracts were dried with Na₂SO₄ and concentrated under reduced pressure. Flash chromatography (ISCO system, silica (12 g), 10-35% ethyl acetate in hexane) provided 1-2 (12.8 mg, 22 μmol, 46% yield).

[0159] Step 3. To a solution of 1-2 (12.8 mg, 22 μmol) in MeOH (3 mL) and THF (1 mL) at ambient temperature was added aqueous LiOH solution (2.0 M, 1.0 mL). The mixture was heated at 60 °C for 17 hr, cooled to -20 °C then quenched with aqueous HCl solution (2.0 M) to acidic. The mixture was extracted with DCM (3 × 5 mL), dried with Na₂SO₄, concentrated under reduced pressure, and dried under high vacuum. The crude material was dissolved in DCM (4 mL) followed by addition of HCl in 1,4-dioxane (4 M, 3 mL). The

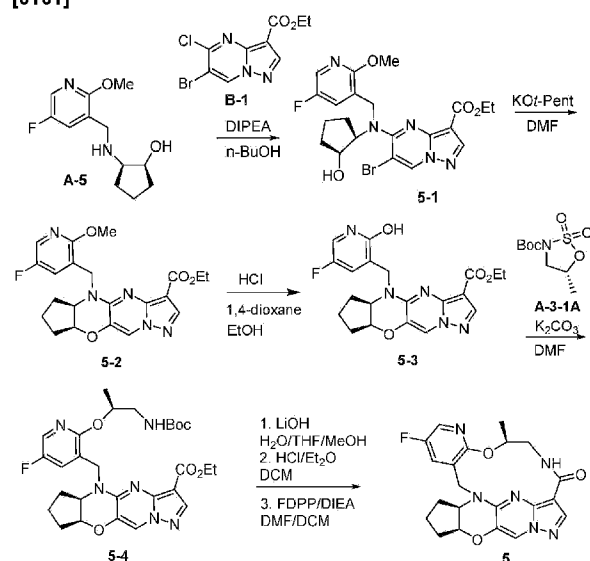
mixture was stirred at ambient temperature for 1.5 hr, concentrated under reduced pressure, and dried under high vacuum. The crude material was dissolved in DMF (2.0 mL) and DCM (4.0 mL) and Hünig's base (185 mg, 1.4 mmol, 250 μ L) then FDPP (34.5 mg, 89 μ mol) was added in one portion. The reaction was stirred for 1.5 hours then quenched with 2 M Na_2CO_3 solution (5 mL). The mixture was stirred for 5 min then extracted with DCM (4 \times 10 mL). Combined extracts were dried with Na_2SO_4 and concentrated under reduced pressure. Flash chromatography (ISCO system, silica (12 g), 0-5% methanol in dichloromethane) provided 1 (8.13 mg, 19 μ mol, 85% yield).

[0160] Compounds 2 through 4 were prepared according to General Method D using A-2 through A-4 in step 1 respectively.

General Method E.

Preparation of (3aR,11S,20aS)-7-fluoro-11-methyl-2,3,3a,12,13,20a-hexahydro-1H,5H-17,19-(metheno)cyclopenta[5,6][1,4]oxazino[3,4-f]pyrazolo[4,3-f]pyrido[3,2-f][1,4,8,10]oxatriazacyclotridecin-14(11H)-one (5)

[0161]



[0162] Step 1. To a solution of B-1 (454 mg, 1.49 mmol) and A-5 (358 mg, 1.49 mmol) in t-BuOH (5.0 mL) was added Hunig's base (963 mg, 7.45 mmol, 1.30 mL). The mixture was heated to 105 $^{\circ}\text{C}$ for 17 hr. The reaction was cooled and concentrated under reduced pressure. Flash chromatography (ISCO system, silica (12 g), 10-40% ethyl acetate in hexane) provided 5-1 (292 mg, 38% yield).

[0163] Step 2. To a solution of 5-1 (18.8 mg, 37 μ mol) in DMF (3 mL) was added KOt-Pent (1.7 M, 65 μ L) in toluene. The reaction stirred at room temperature for 20 hours. The reaction was cooled to -20 $^{\circ}\text{C}$ and quenched with saturated NH_4Cl sol. (5 mL) then extracted with DCM (3 \times 10 mL). Combined extracts were dried with Na_2SO_4 and concentrated under reduced pressure. Flash chromatography (ISCO system, silica (12 g), 0-5% methanol in dichloromethane) provided 5-2 (6.2 mg, 39% yield).

[0164] Step 3. To a solution of 5-2 (6.2 mg, 14.5 μ mol) in EtOH (4 mL) was added aqueous HCl solution (4.0 M, 3.0 mL) in 1,4-dioxane. The mixture was heated at 70 $^{\circ}\text{C}$ for 6 hours. The mixture was cooled, concentrated under reduced pressure, and dried under high vacuum to provide crude 5-3. Compound was used as is.

[0165] Step 4. Added K_2CO_3 (14.0 mg, 101 μ mol) to 5-3 (6.2 mg, 14.5 μ mol) and A-3-1A (17 mg, 73 μ mol) in DMF (250 μ L) and stirred for 2 hours. The mixture was cooled and quenched with water (5 mL) then extracted with DCM (3 \times 10 mL). Combined extracts were dried with Na_2SO_4 and concentrated under reduced pressure. Flash chromatography (ISCO system, silica (12 g), 20-100% ethyl acetate in hexane) provide 5-4 (6.1 mg, 73% yield).

[0166] Step 5. To a solution of 5-4 (6.1 mg, 10.7 μ mol) in MeOH (3 mL) and THF (1 mL) at ambient temperature was added aqueous LiOH solution (2.0 M, 1.0 mL). The mixture was heated at 60 $^{\circ}\text{C}$ for 16 hr, cooled to -20 $^{\circ}\text{C}$ then quenched with aqueous HCl solution (2.0 M) to acidic. The mixture was extracted with DCM (3 \times 5 mL), dried with Na_2SO_4 , concentrated under reduced pressure, and dried under high vacuum. The crude material was dissolved in DCM (4 mL) followed by addition of HCl in 1,4-dioxane (4 M, 3 mL). The mixture was stirred at ambient temperature for 2 hours, concentrated under reduced pressure, and dried under high vacuum. The

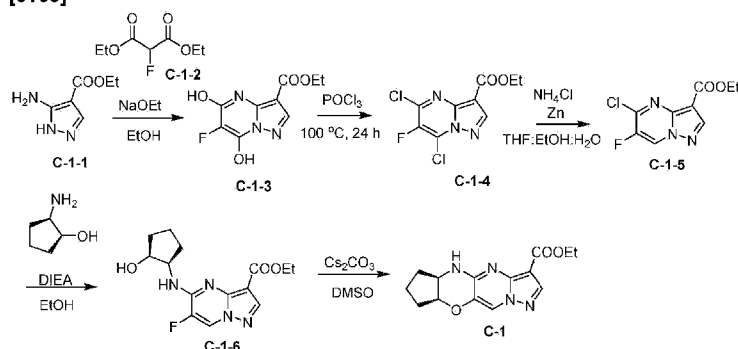
crude material was dissolved in DMF (2.0 mL) and DCM (4.0 mL) and Hünig's base (185 mg, 1.4 mmol, 250 μ L) then FDPP (34.5 mg, 89 μ mol) was added in one portion. The reaction was stirred for 1 hour then quenched with 2 M Na_2CO_3 solution (5 mL). The mixture was stirred for 5 min then extracted with DCM (4 \times 10 mL). Combined extracts were dried with Na_2SO_4 and concentrated under reduced pressure. Flash chromatography (ISCO system, silica (12 g), 0-5% methanol in dichloromethane) provided 5 (3.21 mg, 71% yield).

[0167] Compound 6 was prepared according to General Method E using (*R*)-3-Boc-4-methyl-2, 2-dioxo-[1,2,3]oxathiazolidine in step 4.

General Method F.

Preparation of ethyl (5a*R*,8a*S*)-5,5a,6,7,8,8a-hexahydrocyclopenta[*b*]pyrazolo [1',5':1,2]pyrimido[4,5-*e*][1,4]oxazine-3-carboxylate (C-1)

[0168]



[0169] Step 1. To a solution of C-1-1 (5.0 g, 28.1 mmol, 1 eq.) and C-1-2 (6.1 g, 39.3 mmol, 1.4 eq.) in EtOH (56 mL) at 90 °C was added NaOEt (2.68 M, 26.2 mL, 2.5 eq.) and was stirred for 6 hours. The reaction mixture cooled and diluted with Toluene (60 mL) and concentrated to dryness under reduced pressure. The material was resuspended in Toluene (60 mL) and again concentrated to dryness and placed on a high vac overnight to provide crude C-1-3. Crude material was used as is in next step.

[0170] Step 2. The crude C-1-3 from step 1 was suspended in POCl₃ (99 g, 60 mL, 646 mmol, 23.00 eq.) and heated to 100 °C for 24 hours. The reaction was cooled to room temperature and concentrated to dryness under reduced pressure. The crude material was suspended in DCM (100 mL) and water (100 mL) was added. The mixture was stirred for 30 min then extracted with DCM (3 \times 100 mL). The combined organic extracts were washed by brine (100 mL), dried over anhydrous sodium sulfate, filtered and concentrated under reduced pressure. Purification through a Silica plug (60 g Si), eluted with DCM (~1.5 L) gave C-1-4 (5.68 g, 72% yield, purity = 86% by LC/MS) as a yellow solid.

[0171] Step 3. To a solution of C-1-4 (5.68 g, 20.4 mmol) and NH₄Cl (5.46 g, 102 mmol) in THF (68 mL), EtOH (204 mL) and water (136 mL) at 0 °C was added Zn powder (5.34 g, 81.7 mmol). The mixture was stirred at 0 °C for 3 hours. The reaction mixture was filtered through a celite pad and the celite pad was rinsed with DCM (100 mL). The filtrate was concentrated to dryness under reduced pressure then resuspended in DCM (500 mL) dried with Na_2SO_4 and concentrated under reduced pressure. Purification using a silica plug (50 g Si) and elution with DCM provided C-1-5 (3.17 g, 63.8% yield) as a white solid.

[0172] Step 4. To a solution of C-1-5 (1.74 g, 7.1 mmol) and the HCl salt of (1*S*,2*R*)-2-aminocyclopentanol (1.08 g, 7.8 mmol) in EtOH (14 mL) was added DIEA (4.6 g, 6.2 mL 35.6 mmol). The mixture was heated to 80 °C for 1 hour. The reaction cooled and concentrated under reduced pressure. Flash chromatography (ISCO system, silica (40 g), 20-80% ethyl acetate in hexane) provided C-1-6 (2.13 g, 97% yield) as a white solid.

[0173] Step 5. To a solution of C-1-6 (1.0 g, 3.24 mmol) in DMSO (162 mL) was added Cs₂CO₃ (9.51 g, 29 mmol). The mixture was heated to 100 °C and stirred for 91 hours. The reaction mixture was cooled and quenched with 30% brine solution (700 mL) then extracted with ethyl acetate (4 \times 200 mL). Combined extracts were washed with 15% brine solution (2 \times 250 mL). Brine solutions were back extracted with ethyl acetate (1 \times 250 mL). Organic extracts were combined and dried with brine (250 mL), Na_2SO_4 and concentrated under reduced pressure to provide C-1 (803 mg, 86% yield, 97% purity by LC/MS) as a light-yellow solid.

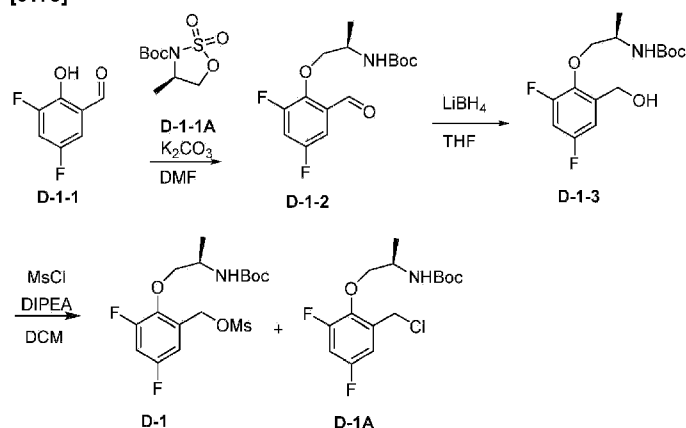
[0174] Compounds C-2, C-3, and C-4 were prepared according to General Method F using *rac cis*-2-aminocyclobutanol, (1*S*,2*R*)-2-aminocyclohexanol, and *rac cis*-4-aminooxolan-3-ol, respectively in step 4.

Compd#	Structure	MS [M+H] m/z
C-1		289.0
C-2		275.0
C-3		303.0
C-4		291.1

General Method G.

Preparation of tert-butyl ((2R)-1-[2-(chloromethyl)-4,6-difluorophenoxy]propan-2-yl)carbamate (D-1)

[0175]



[0176] Step 1. To a solution of D-1-1 (200 mg, 1.27 mmol) and D-1-1A (315 mg, 1.33 mmol) in DMF (6.3 mL) was added K_2CO_3 (437 mg, 3.2 mmol). The reaction was stirred for 2 hours then quenched with citric acid solution (1 M in H_2O , 6 mL) was added and the mixture was vigorously stirred for 30 minutes. The mixture was extracted with DCM (3×10 mL) and combined organic extracts were collected and dried over Na_2SO_4 , filtered and concentrated under reduced pressure and high vacuum to afford desired product D-1-2 (theoretical yield 399 mg). Compound was used as is.

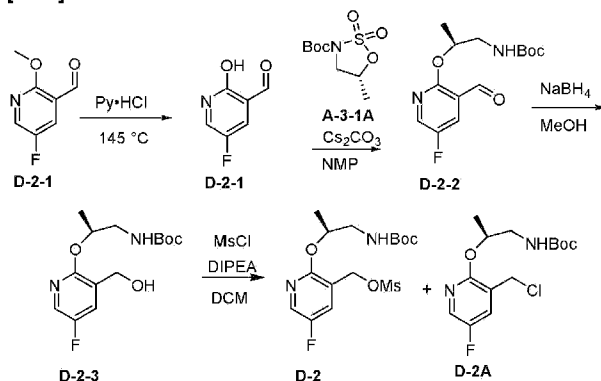
[0177] Step 2. To a solution of D-1-2 (399 mg (theoretical), 1.27 mmol) in dry THF (15 mL) was added $LiBH_4$ (193 mg, 8.86 mmol). The mixture was stirred for 20 hours then quenched with water (25 mL) and stirred for 5 min. The mixture was extracted with DCM (3×15 mL), dried with Na_2SO_4 and concentrated under reduced pressure. Flash chromatography (ISCO system, silica (24 g), 0-50% ethyl acetate in hexane) provided D-1-3 (33.2 mg, 8% yield).

[0178] Step 3. To a solution of D-1-3 (33.2 mg, 105 μ mol) and DIPEA (67.6 mg, 91 μ L, 523 μ mol) in DCM (525 μ L) at 0 °C was added $MsCl$ (15 mg, 10 μ L, 131 μ mol) dropwise. The mixture stirred at 0 °C for 1 hour. The reaction was quenched with water (3 mL) and 2M HCl (100 μ L) then extracted with DCM (3×5 mL). The organic phases were combined, dried over Na_2SO_4 , and concentrated under reduced pressure. Flash chromatography (ISCO system, silica (12 g), 0-50% ethyl acetate in hexane) provided a mixture of D-1 and D-1A (40.2 mg, 91% yield).

General Method H.

Preparation of (S)-2-((1-((tert-butoxycarbonyl)amino)propan-2-yl)oxy)-5-fluoropyridin-3-yl)methyl methanesulfonate (D-2)

[0179]



[0180] Step 1. D-2-1 (7 g, 45.12 mmol) and pyridine hydrochloride (20.86 g, 180.5 mmol) were mixed in a round bottom flask and heated up to 145°C and the molten mixture was stirred at 145°C for 30 min then cooled down. The mixture was diluted with H₂O (200 mL) and ethyl acetate (200 mL), partitioned and the aqueous layer was extracted with EA (5 × 100 mL), organic phases were combined and dried over Na₂SO₄, the solution was then concentrated under reduced pressure to afford desired product D-2-1 (5.19 g, 36.78 mmol, 81.51% yield) as yellow solid.

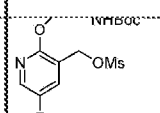
[0181] Step 2. To an ice-bathed mixture of compound D-2-1 (2.37 mg, 16.79 mmol) and Cs₂CO₃ (21.88 g, 67.15 mmol) in NMP (33.57 mL) was added compound A-3-1A (4 g, 16.79 mmol), the reaction was stirred at 0°C for 2 hours. The reaction was diluted with dichloromethane (200 mL) and H₂O (100 mL). Citric acid solution (1 M in H₂O, 100 mL) was added and the mixture was vigorously stirred for 10 minutes, layers were separated, organic layer was collected and dried over Na₂SO₄, filtered and concentrated under reduced pressure. Purification by flash chromatography (ISCO system, silica (80 g), 0-30% ethyl acetate in hexanes) afforded desired product D-2-2 (4.2 g, 14.06 mmol, 83.79% yield) as white solid.

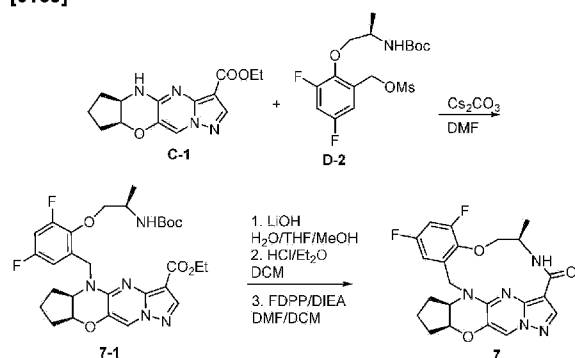
[0182] Step 3. To an ice-bathed solution of compound D-2-2 (4.2 g, 14.06 mmol) in MeOH (46.88 mL) was added NaBH₄ (798.17 mg, 21.10 mmol). The reaction was stirred under 0 °C for 1 hour. The reaction was quenched with H₂O (100 mL) and was extracted with dichloromethane (3 × 100 mL). The organic phases were combined and dried over Na₂SO₄, filtered and concentrated under reduced pressure. Purification by flash chromatography (ISCO system, silica (80 g), 0-50% ethyl acetate in hexanes) afforded desired product D-2-3 (3.46 g, 11.53 mmol, 81.96% yield) as colorless oil.

[0183] Step 4. To a solution of D-2-3 (2.41 g, 8.02 mmol) and the DIPEA (4.15 g, 5.6 mL, 32.1 mmol) in DCM (14 mL) at 0 °C was added MsCl (1.10 g, 0.74 mL 9.62 mmol) dropwise. The mixture stirred at 0 °C for 2 hours. The was quenched with 1% HCl solution (100 mL) and extracted with DCM (3 × 100 mL). The organic phases were combined, dried over Na₂SO₄, and concentrated under reduced pressure. Flash chromatography (ISCO system, silica (80 g), 0-40% ethyl acetate in hexane) provided D-2 (2.0 g, 66% yield) as a white solid and D-2A (627 mg, 24% yield) as an oil.

[0184] Compound D-3 was prepared according to General Method H using (R)-3-boc-4-methyl-2,2-dioxo-[1,2,3]oxathiazolidine in step 2.

Compd#	Structure	MS [M+Na] m/z
D-1		418.1
D-2		401.1
D-3		401.1

Compd#	Structure	MS [M+Na] m/z
		

General Method I.**Preparation of (3a*R*,12*R*,20a*S*)-7,9-difluoro-12-methyl-2,3,3a,12,13,20a-hexahydro-1*H*,5*H*-17,19-(metheno)cyclopenta[5,6][1,4]oxazino[3,4-*h*]pyrazolo[4,3-*h*][1,4,8,10]benzoxatriazacyclotridecin-14(11*H*)-one (7)****[0185]**

[0186] Step 1. To a solution of C-1 (30 mg, 104 μ mol) and D-1 (41 mg, 104 μ mol) in DMF (1 mL) was added Cs_2CO_3 (102 mg, 312 μ mol). The reaction was stirred at room temperature for 4 hours. The reaction was cooled, diluted with DCM (3 mL), filtered through a syringe filter and concentrated under reduced pressure. Flash chromatography (ISCO system, silica (12 g), 0-50% ethyl acetate in hexane) provided 7-1 (61 mg, 100% yield).

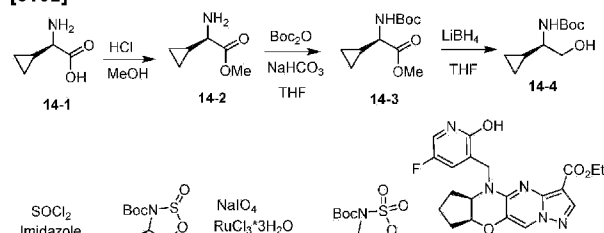
[0187] Step 2. Compound 7-1 was converted to 7 following the procedure used in General Method E.

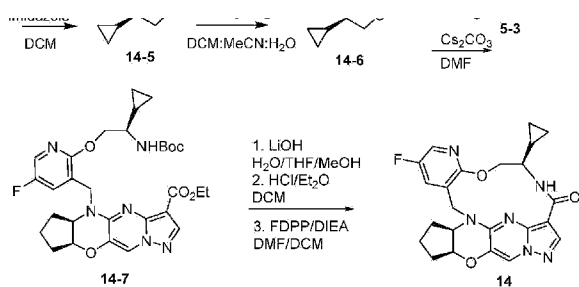
[0188] Compounds 8 and 9 were prepared according to General Method I using starting materials C-2 and D-2 in step 1 and separating the stereoisomers after the last step.

[0189] Compounds 10 and 11 were prepared according to General Method I using starting materials C-2 and D-3 in step 1 and separating the stereoisomers after the last step.

[0190] Compound 12 was prepared according to General Method I using starting materials C-3 and D-2 in step 1.

[0191] Compound 13 was prepared according to General Method I using starting materials C-3 and D-3 in step 1.

General Method J.**Preparation of (3a*R*,12*R*,20a*S*)-12-cyclopropyl-7-fluoro-2,3,3a,12,13,20a-hexahydro-1*H*,5*H*-17,19-(metheno)cyclopenta[5,6][1,4]oxazino[3,4-*h*]pyrazolo[4,3-*h*]pyrido[3,2-*h*][1,4,8,10]oxatriazacyclotridecin-14(11*H*)-one (14)****[0192]**



[0193] Step 1. To a solution of 14-1 (1.0 g, 8.69 mmol) in dry MeOH (87 mL) was added HCl (4.0 M, 4.3 mL, 2.0 eq.) in dioxane. The mixture was heated to 70 °C and stirred for 40 hours. The reaction mixture cooled and concentrated to dryness under reduced pressure to provide crude 14-2. The material was used as is in next step.

[0194] Step 2. To a solution of crude 14-2 from step 1 in THF (60 mL) was added Boc₂O (2.08 g, 9.54 mmol) and NaHCO₃ solution (1 M, 34.69 mL). The reaction was stirred for 4 hours then diluted with water (50 mL) and then extracted with ethyl acetate (3 × 50 mL). The combined organic extracts were washed by brine (50 mL), dried over anhydrous sodium sulfate, filtered and concentrated under reduced pressure. Flash chromatography (ISCO system, silica (40 g), 0-50% ethyl acetate in hexane) provided 14-3 (1.66 g, 83% yield).

[0195] Step 3. To a solution of 14-3 (1.66 g, 7.24 mmol) in THF (36 mL) at 0 °C was added LiBH₄ (789 mg, 36 mmol). The mixture was slowly warmed to room temperature and stirred for 20 hours. The reaction mixture was quenched by addition of water (20 mL) and aqueous saturated NH₄Cl (25 mL) then extracted with ethyl acetate (3 × 50 mL). Combined extracts were dried with brine (50 mL), Na₂SO₄ and concentrated under reduced pressure. Flash chromatography (ISCO system, silica (40 g), 10-40% ethyl acetate in hexane) provide 14-4 (1.23 g, 84% yield).

[0196] Step 4. To a solution of Imidazole (1.0 g, 14.9 mmol) in DCM (16 mL) at -5 °C was added SOCl₂ (532 mg, 4.47 mmol, 324 μL) in DCM (5 mL) dropwise. The mixture was stirred at -5 °C for 1 hour. The mixture was cooled to -10 °C and 14-4 (0.5 g, 2.48 mmol) in DCM (4 mL) was added dropwise. The mixture was slowly warmed to 10 °C and stirred at this temperature for 2 hr. The reaction was quenched with water (10 mL) and stirred at 10 °C for 10 min. The organic layer was removed and washed with 10% citric acid solution (10 mL) then dried with brine (5 mL) and Na₂SO₄ and concentrated under reduced pressure. Flash chromatography (ISCO system, silica (24 g), 0-20% ethyl acetate in hexane) provide 14-5 (294 mg, 48% yield).

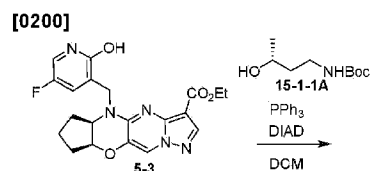
[0197] Step 5. To a solution of 14-5 (294 mg, 1.19 mmol) in DCM (5.66 mL) and NaIO₄ (610.25 mg, 2.85 mmol) in H₂O (5.66 mL) at 0 °C was added RuCl₃·3H₂O (6.2 mg, 24 μmol). The reaction was warmed to room temperature and stirred for 1 hour. The reaction was quenched with water (15 mL) then extracted with DCM (3 × 15 mL). Combined extracts were dried with brine (5 mL), Na₂SO₄ and concentrated under reduced pressure. Flash chromatography (ISCO system, silica (12 g), 0-30% ethyl acetate in hexane) provide 14-6 (308 mg, 98% yield).

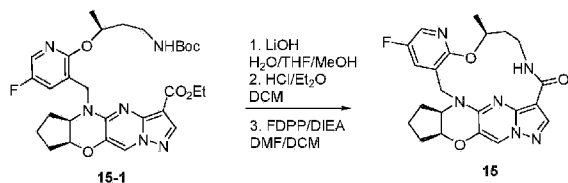
[0198] Step 6. To a solution of 5-3 (40 mg, 97 μmol) and 14-6 (32 mg, 121 μmol) in DMF (484 μL) was added CS₂CO₃ (95 mg, 290 μmol). The reaction mixture was stirred for 1 hour then diluted with DCM (5 mL) and filtered through syringe filter then stirred with 20% citric acid solution (10 mL) for 30 min. The mixture was extracted with DCM (3 × 15 mL) and combined extracts dried with Na₂SO₄ and concentrated under reduced pressure. Flash chromatography (ISCO system, silica (12 g), 10-50% ethyl acetate in hexane) provide 14-7 (45.6 mg, 79% yield).

[0199] Step 7. Compound 14-7 was converted to 14 following the procedure used in General Method E.

General Method K.

Preparation of (3aR,11S,21aS)-7-fluoro-11-methyl-2,3,3a,11,12,13,14,21a-octahydro-1H,5H,15H-18,20-(metheno)cyclopenta[5,6][1,4]oxazino[4,3-e]pyrazolo[3,4-h]pyrido[2,3-b][1,5,7,11]oxatriazacyclotetradecin-15-one (15)





[0201] Step 1. To a solution of 5-3 (50 mg, 121 μ mol), 15-1-1A (27.5 mg, 145 μ mol) and PPh₃ (41 mg, 157 μ mol) in DCM (194 μ L) at 0 °C was added DIAD (41 mg, 157 μ mol). The mixture was warmed to room temperature and stirred for 16 hours. The reaction cooled and diluted with DCM. The solution was filtered and the filtrate was concentrated under reduced pressure. Flash column chromatography (ISCO, silica, a12g, ethyl acetate in hexanes) to afford 15-1 (58.8 mg, 83% yield)

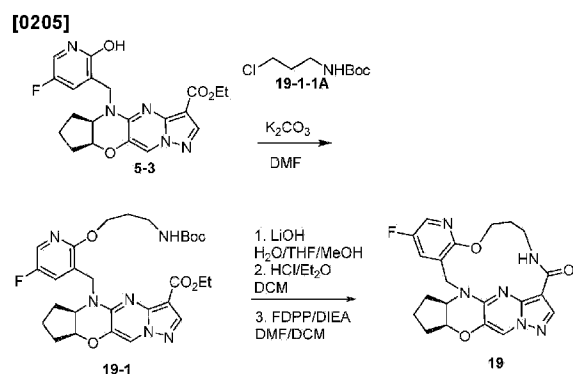
[0202] Step 2. Compound 15-1 was converted to 15 following the procedure used in General Method E.

[0203] Compounds 16 and 17 were prepared according to General Method K.

[0204] Compound 18 was prepared according to General Method J.

General Method L.

Preparation of (3aR,21aS)-7-fluoro-2,3,3a,11,12,13,14,21a-octahydro-1H,5H,15H-18,20-(metheno)cyclopenta[5,6][1,4]oxazino[4,3-e]pyrazolo[3,4-h]pyrido[2,3-b][1,5,7,11]oxatriazacyclotetradecin-15-one (19)



[0206] Step 1. To a solution of 5-3 (40 mg, 97 μ mol) and 19-1-1A (23 mg, 116 μ mol) in DMF (300 μ L) was added K₂CO₃ (27 mg, 194 μ mol). The mixture was stirred at room temperature for 16 hr. The reaction cooled and diluted with DCM (5 mL). The solution was filtered and the filtrate was concentrated under reduced pressure. The crude was purified by flash column chromatography (ISCO, silica, 12g, ethyl acetate in hexanes) to afford 15 (18.9 mg, 34% yield).

[0207] Step 2. Compound 19-1 was converted to 19 following the procedure used in General Method E.

[0208] Compound 20 was prepared according to General Method K.

[0209] Compound 21 and 22 were prepared according to General Method J.

[0210] Compound 23 and 24 were prepared according to General Method K.

[0211] Compound 25 and 26 were prepared according to General Method J.

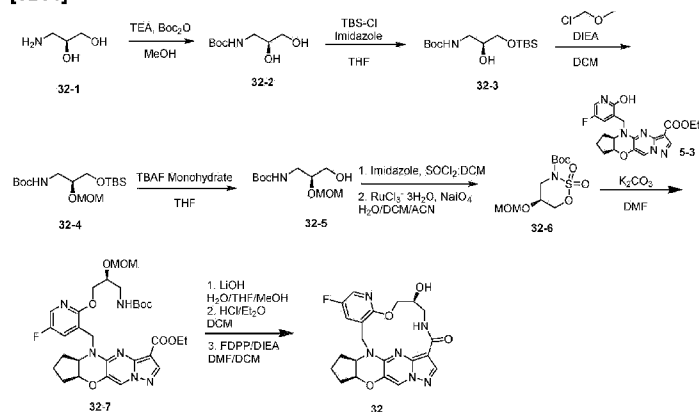
[0212] Compound 27, 28, and 29 were prepared according to General Method K.

[0213] Compound 30 and 31 were prepared according to General Method I using starting materials D-2A and C-4 in step 1 and separating the stereoisomers after the last step by flash column chromatography (ISCO, reverse phase C-18, 50g, acetonitrile in water with 0.035% TFA).

General Method M.

Preparation of (3a*R*,12*S*,21a*S*)-7-fluoro-12-hydroxy-2,3,3a,11,12,13,14,21a-octahydro-1*H*,5*H*,15*H*-18,20-(metheno)cyclopenta[5,6][1,4]oxazino[4,3-*e*]pyrazolo[3,4-*h*]pyrido[2,3-*b*][1,5,7,11]oxatriazacyclotetradecin-15-one (32)

[0214]



[0215] Step 1. To a solution of 32-1 (3.1 g, 34.03 mmol) and Boc anhydride (7.43 g, 34.03 mmol) in MeOH (68.05 mL) was added TEA (6.89 g, 68.05 mmol, 9.48 mL). The mixture was stirred at room temperature for 16 hr. The reaction was concentrated under reduced pressure and purified by flash column chromatography (ISCO, silica, 40g, methanol in dichloromethane) to afford 32-2 (6.36 g, 33.26 mmol, 97.75% yield).

[0216] Step 2. 32-2 (6.36 g, 33.26 mmol) and imidazole (4.53 g, 66.52 mmol) were dissolved in THF (110.86 mL) and TBS chloride (6.02 g, 39.91 mmol) was added. The mixture was stirred for 2 hr then diluted with water (200 mL) and extracted with DCM (3 × 200 mL). The combined organic phase was washed with brine (200mL) and dried over Na₂SO₄. The solution was filtered and the filtrate was concentrated under reduced pressure. The crude was purified by flash chromatography (ISCO system, silica, 80g, 0-40% ethyl acetate in hexanes) to afford 32-3 (8.75 g, 28.64 mmol, 86.12% yield).

[0217] Step 3. To a solution of 32-3 (8.75 g, 28.64 mmol) and DIEA (11.11 g, 85.93 mmol, 14.97 mL) in DCM (95.48 mL) at 0°C was added MOM chloride (3.46 g, 42.96 mmol, 3.26 mL) slowly. The mixture was stirred for 16 hr. warming to ambient temperature. The reaction was quenched with water (100 mL) and extracted with DCM (3 × 100 mL). The combined extracts were dried over Na₂SO₄. The crude was purified by flash column chromatography (ISCO, silica, 80g, 0-30% ethyl acetate in hexanes) to afford 32-4 (7.44 g, 21.29 mmol, 74.31% yield).


[0218] Step 4. To a solution of 32-4 (7.44 g, 21.29 mmol) in THF (106.43 mL) was added TBAF Monohydrate (11.90 g, 42.57 mmol). The mixture was stirred for 1 hr. then quenched with saturated aqueous NH₄Cl solution (10 mL) and diluted with DCM (100mL). The mixture was dried over Na₂SO₄ and filtered. The filtrate was concentrated under reduced pressure and the crude was purified by flash column chromatography (ISCO, silica, 80 g, ethyl acetate in hexanes) to afford 32-5 (4.67 g, 19.85 mmol, 93.25% yield).

[0219] Compound 32 was prepared following General Method J from 32-5 in step 4 and 5-3 in step 6.

General Procedure N.

Preparation of (3a*R*,21a*S*)-7-fluoro-12,12-dihydroxy-2,3,3a,11,12,13,14,21a-octahydro-1*H*,5*H*,15*H*-18,20-(metheno)cyclopenta[5,6][1,4]oxazino[4,3-*e*]pyrazolo[3,4-*h*]pyrido[2,3-*b*][1,5,7,11]oxatriazacyclotetradecin-15-one (33)

[0220]



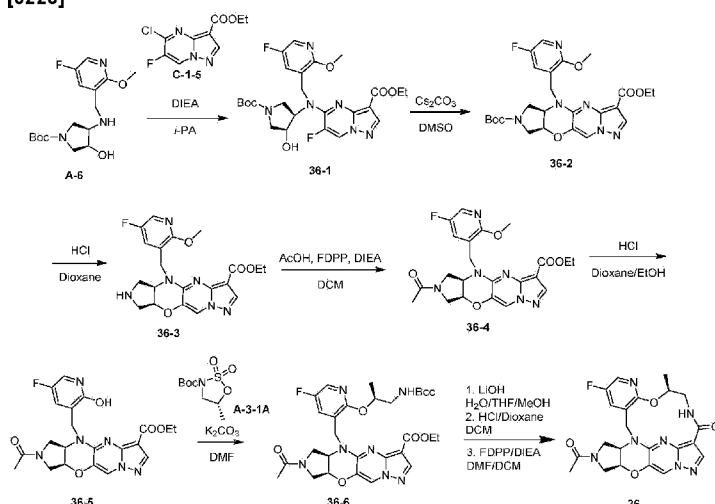
[0221] To a solution of 32 (13.8 mg, 31.33 μmol) in DCM (626.66 μL) was added Dess-Martin Periodinane (26.58 mg, 62.67 μmol). The mixture was stirred at room temperature for 2 hr and quenched with saturated NaHCO_3 solution (5 mL). The mixture was extracted with DCM (3 \times 5mL) and the organic layers dried over Na_2SO_4 . The salts were filtered and the filtrate concentrated under reduced pressure. The crude was purified by flash column chromatography (ISCO, silica, 12g, methanol in dichloromethane) and result mixture of products was stirred in acetonitrile (1mL) with drops of 2M HCl (2 drops), diluted with 2M sodium carbonate and extracted with dichloromethane (3 \times 5mL) to provide compound 33 (9.1 mg, 19.94 μmol , 64% yield).

[0222] Compound 34 and 35 were prepared according to General Method K.

General Method O.

Preparation of (3aR,13R,21aS)-7-fluoro-13-methyl-2,3,3a,11,12,13,14,21a-octahydro-1H,5H,15H-18,20-(metheno)cyclopenta[5,6][1,4]oxazino[4,3-e]pyrazolo[3,4-h]pyrido[2,3-b][1,5,7,11]oxatriazacyclotetradecin-15-one (36) and (3aS,11S,20aR)-2-acetyl-7-fluoro-11-methyl-2,3,3a,12,13,20a-hexahydro-1H,5H-17,19-(metheno)pyrazolo[4,3-f]pyrido[3,2-l]pyrrolo[3',4':5,6][1,4]oxazino[3,4-l][1,4,8,10]oxatriazacyclotridecin-14(11H)-one (37)

[0223]



[0224] Step 1. To a solution of A-6 (255.4 mg, 748.15 μmol , racemic mix) dissolved in anhydrous isopropanol (3.74 mL) at room temperature. DIEA (290.08 mg, 2.24 mmol, 390.94 μL) was added followed by C-1-5 (200.49 mg, 822.96 μmol). The mixture stirred at 80 $^\circ\text{C}$ for 18 hr and then concentrated under reduced pressure. The crude was purified by flash column chromatography (ISCO, silica, 12g, ethyl acetate in hexanes) to afford 36-1 (142.1 mg, 259.05 μmol , 34.63% yield).

[0225] Step 2. To a solution of 36-1 (142.1 mg, 259.05 μmol) in DMSO (1.30 mL) at room temperature, Cs_2CO_3 (168.81 mg, 518.10 μmol) was added and the mixture was stirred at room temperature for 72 hr. Diluted with water (15mL) and extracted with DCM (5mL \times 5). The organic layer was back washed with water (10mL) and brine (10mL), then dried over sodium sulfate. The mixture was filtered and the filtrate was concentrated under reduced pressure. The crude was purified by flash column chromatography (ISCO, silica, 12g, ethyl acetate in hexanes) to afford 36-2 (78.1 mg, 147.77 μmol , 57.04% yield).

[0226] To a solution of 36-2 (20.5 mg, 38.79 μmol) in anhydrous DCM (2 mL) was added HCl in dioxane (4 M, 1 mL). The mixture was stirred at ambient temperature for 1 hr, concentrated under reduced pressure, and dried under high vacuum to afford 36-3. Used directly in subsequent step without further purification.

[0227] To crude 36-3 (14.5 mg, 33.85 μmol) in DCM (338.46 μL) was added acetic acid (3.05 mg, 50.77 μmol , 2.90 μL) and Hunig's base (21.87 mg, 169.23 μmol , 29.48 μL) followed by FDPP (16.91 mg, 44.00 μmol) in one portion. Let stir for 72 hr then quenched with 2 M Na_2CO_3 solution (5 mL). Mixture was stirred for 5 min then extracted with DCM (3 \times 10 mL). Combined organic extracts were dried with Na_2SO_4 and concentrated under reduced pressure. Flash chromatography (ISCO system, silica 12 g, methanol in dichloromethane) provide 36-4 (9.9 mg, 21.04 μmol , 62.18% yield)

[0228] To a solution of 36-4 (9.9 mg, 21.04 μmol) dissolved in anhydrous ethanol (1 mL) was added HCl in dioxane (4 M, 1 mL). The mixture was stirred at 70 °C for 2 hr, then concentrated under reduced pressure and dried under high vacuum to afford 36-5. Used directly in subsequent step without further purification.

[0229] 36-5 was converted to compounds 36 and 37 as a racemic mixture (cis) following the procedure used in General Method E. The mixture was separated by flash column chromatography (ISCO, silica, 12g, methanol in DCM) to provide 36 (1.23 mg, 2.63 μmol , 26.89% yield) and 37 (1.38 mg, 2.95 μmol , 30.17% yield).

[0230] Compound 38, 39, 40, and 41 were prepared according to General Method K.

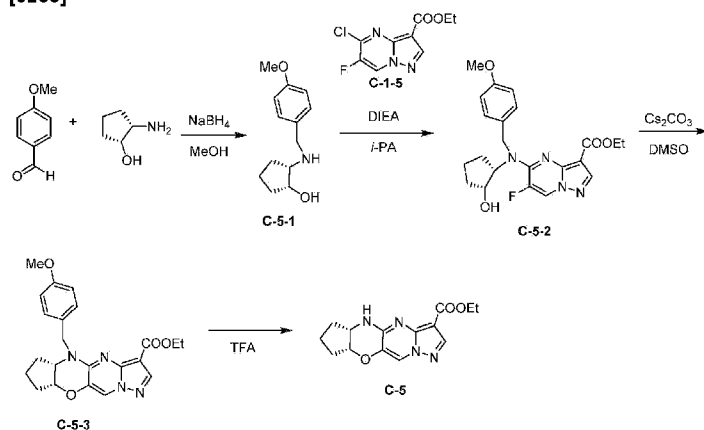
[0231] Compound 42 was prepared according to General Method K using rac *trans*-tert-butyl-3-hydroxycyclopentyl)carbamate and separating from 41 after final step by flash column chromatography (ISCO, silica, 12g, ethyl acetate in hexanes)

[0232] Compound 43 was prepared according to General Method M. Final product was purified by flash column chromatography (ISCO, silica, 12g, ethyl acetate in hexanes)

General Method P.

Preparation of ethyl (5a*S*,8a*R*)-5,5a,6,7,8,8a-hexahydrocyclopenta[*b*]pyrazolo[1',5':1,2]pyrimido[4,5-*e*][1,4]oxazine-3-carboxylate (C-5)

[0233]



[0234] Step 1: (1*R*, 2*S*)-2-aminocyclopentanol, HCl (3.6 g, 26.16 mmol) was dissolved in anhydrous MeOH (96.89 mL) and treated with strongly basic ion exchange resin (Amberlite IRN-78). 4-methoxybenzaldehyde (3.56 g, 26.16 mmol) was added and the solution was stirred and heated to 65 °C for 3 hr. The mixture was cooled to room temperature and NaBH₄ (989.68 mg, 26.16 mmol) was added. The reaction was stirred for 30 minutes, then quenched with water (50 mL) and stirred for another 30 minutes. MeOH was removed under reduced pressure and the aqueous phase was extracted with DCM (3 × 50mL). The organic phase was combined and dried over Na₂SO₄. The crude was purified by flash chromatography (ISCO system, 80g, 0-10% MeOH/DCM) to give C-5-1 (4.92 g, 22.23 mmol, 84.98% yield)

[0235] Step 2: C-5-1 (2.6 g, 11.75 mmol), C-1-5 (2.5 g, 10.26 mmol) and DIEA (4.56 g, 35.25 mmol, 6.14 mL) were dissolved in *i*-PA (58.75 mL). The mixture was stirred at 80 °C for 16 hr after which volatiles were removed under reduced pressure. The resulting crude was purified by flash column chromatography (ISCO, silica, 80g, 0-60% EtOAc in hexanes) to afford C-5-2 (2.1 g, 4.90 mmol, 41.72% yield).

[0236] Step 3: C-5-2 (2.1 g, 4.90 mmol) and Cs₂CO₃ (6.39 g, 19.61 mmol) were dissolved in DMSO (49.01 mL) and stirred at room temperature for 3 hr. Diluted with water (500mL) and extracted with EtOAc (3×100mL). The combined organic layer was washed with 20% brine solution (3×100mL) and dried over Na₂SO₄. The crude was purified by flash chromatography (ISCO, 80, 0-60% EtOAc in hexanes) to afford C-5-3 (1.69 g, 4.14 mmol, 84.42% yield).

[0237] C-5-3 (1.69 g, 4.14 mmol) was dissolved in TFA (41.38 mL) and stirred at 75°C for 16 hr, the reaction was cooled to room temperature and TFA was removed under reduced pressure. The residue was treated with Sat. NaHCO₃ and EtOAc (100mL each) and separated. The aqueous layer was extracted again with EtOAc (2x 50mL) and the combined organic layer was dried over Na₂SO₄. The

crude was purified by flash column chromatography (ISCO, silica, 80g, 0-80% EtOAc in Hexanes) to afford C-5 (1.12 g, 3.87 mmol, 93.47% yield)

[0238] Compounds C-6 and C-7 were prepared according to General Method P using (1*R*, 2*R*)-2-aminocyclopentanol, HCl and (1*S*, 2*S*)-2-aminocyclopentanol, HCl respectively in step 1, and in high dilution (30 mM in DMSO) in step 3.

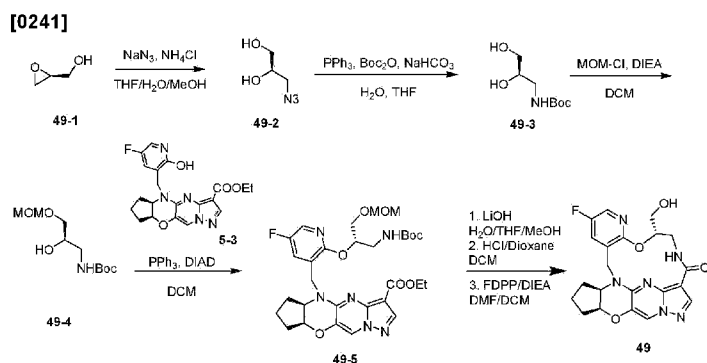
Compd#	Structure	MS [M+H] <i>m/z</i>
C-5		289.1
C-6		289.1
C-7		289.1

[0239] Compound 44 was prepared according to General Method I using starting materials C-5 and D-2.

[0240] Compounds 45, 46, 47, and 48 was prepared according to General Method K.

General Method Q

Preparation of (3*aR*,11*S*,20*aS*)-7-fluoro-11-(hydroxymethyl)-2,3,3*a*,12,13,20*a*-hexahydro-1*H*,5*H*-17,19-(metheno)cyclopenta[5,6][1,4]oxazino[3,4-*f*]pyrazolo[4,3-*f*]pyridino[3,2-*f*][1,4,8,10]oxatriazacyclotridecin-14(11*H*)-one(49)



[0242] Step 1. 49-1 (1.00 g, 13.50 mmol) was dissolved in THF (2.70 mL), water (2.70 mL) and methanol (21.60 mL). Ammonium chloride (1.66 g, 31.05 mmol) was added followed by sodium azide (4.39 g, 67.50 mmol). The mixture was stirred at 75 °C for 3 hr and then cooled to ambient temperature. Volume was carefully reduced under reduced pressure to a third and then diluted with DCM (50mL) and water (50mL). The layers were partitioned and the aqueous layer was extracted 2x with DCM (2x20mL). The combined organic layer was washed with brine and dried over sodium sulfate. Flash column chromatography (ISCO, 24g, silica, ethyl acetate in hexanes) gave 49-2 (450.00 mg, 3.84 mmol, 28.46% yield)

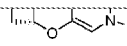
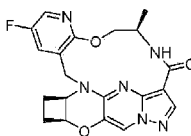
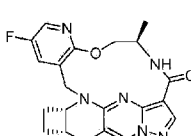
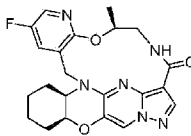
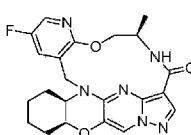
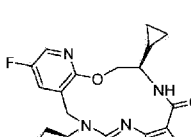
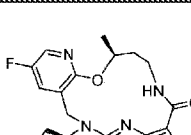
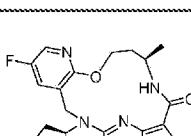
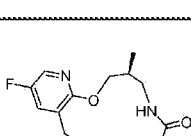
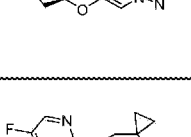
[0243] Step 2. 49-2 (450.00 mg, 3.84 mmol) was dissolved in THF (19.20 mL) and PPh₃ (2.32 g, 8.83 mmol) was added. Stirred for 4hr and water (1.59 g, 88.32 mmol, 1.59 mL) was added and continued to stir for 16hr when boc anhydride (1.09 g, 4.99 mmol) was added followed by sodium bicarbonate (32.26 mg, 384.00 umol). The mixture was stirred at RT for 4 hr and ethyl acetate and water were added (30 mL each). The layers were partitioned and the aqueous layer was extracted 2x with ethyl acetate (2x 20mL). The combined organic layer was washed with brine and then dried over sodium sulfate. Purified by flash column chromatography (ISCO, 24g, silica, EtOAc in Hexanes) to provide 49-3 (525.30 mg, 2.75 mmol, 71.54% yield).

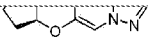
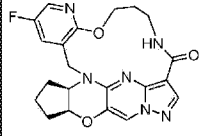
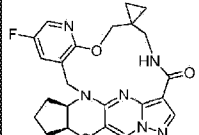
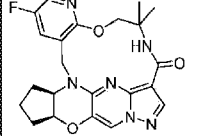
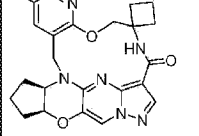
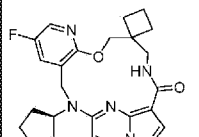
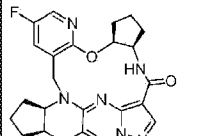
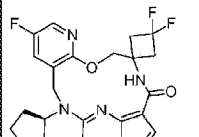
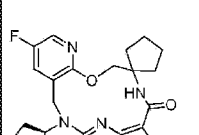
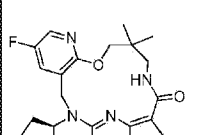
[0244] Step 3. 49-3 (525.86 mg, 2.75 mmol) was dissolved in DCM (4.58 mL) and MOM-Cl (332.10 mg, 4.13 mmol, 313.30 uL) was added followed by DIEA (710.82 mg, 5.50 mmol, 960.57 uL) at 0 °C. Stirred for 18 hr slowly warming to RT. Water (5mL) was added and the layers were partitioned. The aqueous layer was extracted 2x with DCM (5mL). The combined organic layer was washed with

brine and dried over sodium sulfate. Salts were filtered and volatiles were carefully removed via rotary evaporation at temperatures < 30 °C to afford 49-4 (132.2 mg, 0.561 mmol, 20% yield). Used directly without further purification.

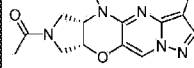
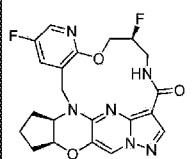
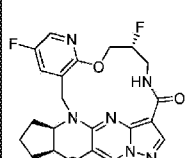
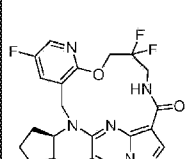
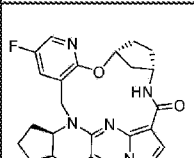
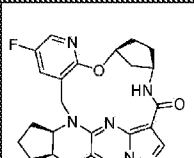
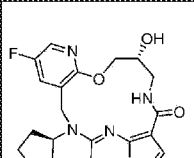
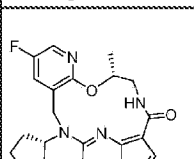
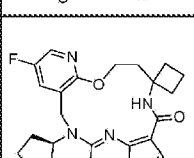
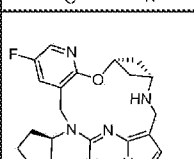
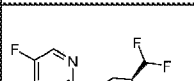
[0245] Compound 49 was prepared according to General Method K using 49-4 and 5-3.

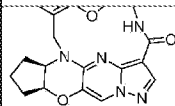
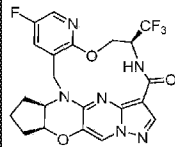
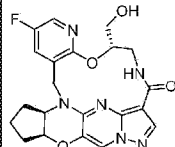
Cpd	Structure	MS [M+H] m/z	¹ H NMR (DMSO- <i>d</i> ₆) δ ppm
1		424.2	(500 MHz) 9.46 (dd, J=5.73, 4.01 Hz, 1 H) 8.55 (s, 1 H) 7.98 (s, 1 H) 7.36 (dd, J=9.45, 3.15 Hz, 1 H) 7.07 - 7.13 (m, 1 H) 6.96 - 7.07 (m, 1 H) 5.30 - 5.40 (m, 1 H) 4.63 - 4.74 (m, 1 H) 4.58 (ddd, J=10.45, 7.30, 2.86 Hz, 1 H) 4.53 (t, J=4.01 Hz, 1 H) 4.21 (d, J=14.89 Hz, 1 H) 3.82 (ddd, J=13.46, 6.01, 4.58 Hz, 1 H) 3.18 - 3.24 (m, 1 H) 2.32 - 2.39 (m, 1 H) 2.10 - 2.20 (m, 1 H) 1.89 - 1.97 (m, 2 H) 1.69 - 1.79 (m, 1 H) 1.50 - 1.60 (m, 1 H) 1.44 (d, J=6.30 Hz, 3 H)
2		424.3	(300 MHz) 9.52 (br d, J=5.78 Hz, 1 H) 8.63 (s, 1 H) 8.02 (s, 1 H) 7.21 (dd, J=8.99, 2.29 Hz, 1 H) 6.97 - 7.13 (m, 2 H) 5.46 (d, J=15.04 Hz, 1 H) 4.45 - 4.59 (m, 1 H) 4.07 - 4.27 (m, 3 H) 3.86 - 3.99 (m, 1 H) 3.06 - 3.19 (m, 1 H) 1.63 - 2.22 (m, 5 H) 1.44 (d, J=6.05 Hz, 3 H)
3		442.2	(500 MHz) 9.43 (t, J=5.2 Hz, 1H), 8.58 (s, 1H), 7.99 (s, 1H), 7.25 - 7.11 (m, 2H), 5.30 (d, J=14.8 Hz, 1H), 5.04 - 5.00 (m, 1H), 4.64 (t, J=3.8 Hz, 1H), 4.48 (ddd, J=2.9, 7.3, 10.6 Hz, 1H), 4.26 (d, J=15.1 Hz, 1H), 3.53 - 3.47 (m, 2H), 2.34 - 2.29 (m, 1H), 2.18 - 2.10 (m, 1H), 1.98 - 1.91 (m, 2H), 1.73 (br dd, J=8.8, 17.8 Hz, 1H), 1.60 - 1.54 (m, 1H), 1.46 (d, J=6.0 Hz, 3H)
4		426.2	(500 MHz) 9.40 (br t, J=4.58 Hz, 1 H) 8.66 (s, 1 H) 8.02 (s, 1 H) 7.43 (dd, J=9.45, 2.58 Hz, 1 H) 7.06 - 7.15 (m, 1 H) 6.98 - 7.06 (m, 1 H) 5.36 (d, J=14.89 Hz, 1 H) 4.96 - 5.07 (m, 1 H) 4.85 (br s, 1 H) 4.62 - 4.75 (m, 1 H) 4.33 (t, J=7.45 Hz, 1 H) 4.16 - 4.29 (m, 2 H) 4.03 (d, J=10.88 Hz, 1 H) 3.77 - 3.86 (m, 1 H) 3.57 (t, J=8.88 Hz, 1 H) 3.19 - 3.24 (m, 1 H) 1.44 (d, J=5.73 Hz, 3 H)
5		425.3	(300 MHz) 9.36 - 9.45 (m, 1 H) 8.55 (s, 1 H) 8.07 (d, J=2.93 Hz, 1 H) 7.93 - 8.02 (m, 2 H) 5.10 - 5.27 (m, 2 H) 4.60 (ddd, J=10.45, 7.34, 3.30 Hz, 1 H) 4.48 - 4.54 (m, 1 H) 4.33 (d, J=14.95 Hz, 1 H) 3.93 (ddd, J=12.95, 8.05, 4.49 Hz, 1 H) 3.09 - 3.21 (m, 1 H) 2.29 - 2.40 (m, 1 H) 2.06 - 2.17 (m, 1 H) 1.86 - 2.00 (m, 2 H) 1.66 - 1.80 (m, 1 H) 1.49 - 1.63 (m, 1 H) 1.45 (d, J=6.14 Hz, 3 H)
6		425.1	(500 MHz) 9.53 (d, J=8.02 Hz, 1 H) 8.55 (s, 1 H) 8.09 (d, J=2.86 Hz, 1 H) 8.03 (dd, J=8.59, 2.86 Hz, 1 H) 7.99 (s, 1 H) 5.32 (d, J=14.89 Hz, 1 H) 4.70 (dd, J=10.88, 4.01 Hz, 1 H) 4.61 (ddd, J=10.45, 7.30, 3.44 Hz, 1 H) 4.48 (t, J=4.01 Hz, 1 H) 4.35 (d, J=14.89 Hz, 1H) 4.26 (br dd, J=11.17, 6.59 Hz, 1 H) 4.14 (dd, J=10.60, 1.43 Hz, 1 H) 2.33 - 2.43 (m, 1 H) 2.07 - 2.19 (m, 1 H) 1.88 - 1.98 (m, 2 H) 1.69 - 1.82 (m, 1 H) 1.50 - 1.62 (m, 1 H) 1.36 (d, J=6.87 Hz, 3 H)
7		442.1	(500 MHz) 9.89 (br d, J=8.59 Hz, 1 H) 8.58 (s, 1 H) 8.01 (s, 1 H) 7.19 - 7.30 (m, 2 H) 5.46 (br d, J=14.89 Hz, 1 H) 4.74 (br dd, J=9.45, 6.01 Hz, 1 H) 4.53 - 4.64 (m, 2 H) 4.25 (br d, J=15.47 Hz, 1 H) 4.20 (br t, J=7.16 Hz, 1 H) 3.93 - 4.05 (m, 1 H) 2.31 - 2.40 (m, 1 H) 2.09 - 2.20 (m, 1 H) 1.87 - 1.97 (m, 2 H) 1.68 - 1.79 (m, 1 H) 1.48 - 1.59 (m, 1 H) 1.33 (d, J=6.87 Hz, 3 H)
8		411.1	9.37 (br d, J=6.30 Hz, 1 H) 8.62 (s, 1 H) 8.06 (d, J=2.86 Hz, 1 H) 8.01 (s, 1 H) 7.90 (dd, J=8.88, 2.58 Hz, 1H) 5.26 (d, J=15.47 Hz, 1 H) 5.11 - 5.20 (m, 1 H) 5.05 (q, J=6.87 Hz, 1 H) 4.91 (br d, J=2.86 Hz, 1 H) 4.14 (d, J=14.89 Hz, 1 H) 3.93 - 4.02 (m, 1 H) 3.07 - 3.19 (m, 1 H) 2.28 - 2.35 (m, 1 H) 2.11 - 2.22 (m, 1 H) 2.02 - 2.09 (m, 1 H) 1.94 - 2.02 (m, 1 H) 1.46 (d, J=6.30 Hz, 3 H)
9		411.0	9.38 (br d, J=5.73 Hz, 1 H) 8.68 (s, 1 H) 8.08 (d, J=2.86 Hz, 1 H) 8.03 (s, 1 H) 7.42 (dd, J=8.59, 2.86 Hz, 1H) 5.34 (br d, J=14.89 Hz, 1 H) 5.10 - 5.21 (m, 1 H) 4.74 (br d, J=2.29 Hz, 1 H) 4.37 - 4.48 (m, 1 H) 4.24 (d, J=14.89 Hz, 1 H) 3.96 (ddd, J=13.03, 8.16, 4.58 Hz, 1 H) 3.11 - 3.20 (m, 1 H) 2.60 -

Cpd	Structure	MS [M+H] m/z	¹ H NMR (DMSO-d ₆) δ ppm
			2.72 (m, 1 H) 2.41 - 2.48 (m, 1 H) 2.19 - 2.31 (m, 1 H) 2.00 - 2.08 (m, 1 H) 1.46 (d, J=6.30 Hz, 3 H)
10		411.0	(500 MHz) 9.43 (d, J=8.02 Hz, 1 H) 8.62 (s, 1 H) 8.07 (d, J=2.86 Hz, 1 H) 8.01 (s, 1 H) 7.93 (dd, J=8.59, 2.86 Hz, 1 H) 5.34 (dd, J=14.89, 1.15 Hz, 1 H) 5.03 (q, J=6.68 Hz, 1 H) 4.90 (dt, J=5.73, 2.86 Hz, 1 H) 4.75 (dd, J=10.60, 4.30 Hz, 1 H) 4.25 - 4.34 (m, 1 H) 4.16 (d, J=10.88 Hz, 1 H) 4.13 (dd, J=9.17, 1.72 Hz, 1 H) 2.27 - 2.35 (m, 1 H) 2.13 - 2.22 (m, 1 H) 2.05 - 2.13 (m, 1 H) 1.98 - 2.05 (m, 1 H) 1.38 (d, J=6.87 Hz, 3 H)
11		411.0	(500 MHz) 9.47 (d, J=8.02 Hz, 1 H) 8.68 (s, 1 H) 8.10 (d, J=3.44 Hz, 1 H) 8.03 (s, 1 H) 7.49 (dd, J=8.59, 2.86 Hz, 1 H) 5.45 (d, J=16.04 Hz, 1 H) 4.73 (br d, J=4.01 Hz, 1 H) 4.70 (dd, J=10.88, 4.01 Hz, 1 H) 4.42 - 4.48 (m, 1 H) 4.24 - 4.31 (m, 2 H) 4.15 (dd, J=10.60, 2.00 Hz, 1 H) 2.65 - 2.73 (m, 1 H) 2.42 (dt, J=18.62, 9.59 Hz, 1 H) 2.19 - 2.28 (m, 1 H) 1.98 - 2.04 (m, 1 H) 1.37 (d, J=6.30 Hz, 3 H)
12		439.1	(500 MHz) 9.41 (br d, J=7.45 Hz, 1 H) 8.55 (s, 1 H) 8.06 (br s, 1 H) 7.97 (d, J=1.72 Hz, 1 H) 7.95 (br d, J=9.17 Hz, 1 H) 5.07 - 5.20 (m, 2 H) 4.50 (br s, 1 H) 4.33 (br d, J=14.89 Hz, 1 H) 4.26 (br s, 1 H) 3.87 - 3.99 (m, 1 H) 3.09 - 3.19 (m, 1 H) 2.06 - 2.17 (m, 2 H) 1.87 (br t, J=12.32 Hz, 1 H) 1.78 (br d, J=1.15 Hz, 1 H) 1.47 - 1.60 (m, 2 H) 1.45 (br d, J=5.73 Hz, 3 H) 1.41 (br d, J=8.59 Hz, 2 H)
13		439.1	(500 MHz) 9.51 (d, J=8.59 Hz, 1 H) 8.54 (s, 1 H) 8.08 (d, J=3.44 Hz, 1 H) 8.00 (dd, J=9.16, 2.86 Hz, 1 H) 7.97 (s, 1 H) 5.21 (dd, J=14.89, 1.15 Hz, 1 H) 4.70 (dd, J=10.60, 4.30 Hz, 1 H) 4.47 (br s, 1 H) 4.35 (d, J=14.89 Hz, 1 H) 4.21 - 4.31 (m, 2 H) 4.14 (dd, J=10.31, 1.72 Hz, 1 H) 2.07 - 2.19 (m, 2 H) 1.83 - 1.92 (m, 1 H) 1.78 (br s, 1 H) 1.38 - 1.59 (m, 4 H) 1.36 (d, J=6.30 Hz, 3 H)
14		451.1	(500 MHz) 9.73 (d, J=9.16 Hz, 1 H) 8.55 (s, 1 H) 8.10 (d, J=2.86 Hz, 1 H) 8.05 (dd, J=8.59, 2.86 Hz, 1 H) 7.99 (s, 1 H) 5.30 - 5.38 (m, 1 H) 4.64 - 4.69 (m, 1 H) 4.58 - 4.64 (m, 1 H) 4.47 (t, J=3.72 Hz, 1 H) 4.37 (d, J=8.02 Hz, 1 H) 4.34 (d, J=4.01 Hz, 1 H) 3.75 (td, J=8.59, 4.01 Hz, 1 H) 2.33 - 2.44 (m, 1 H) 2.07 - 2.19 (m, 1 H) 1.86 - 1.99 (m, 2 H) 1.67 - 1.81 (m, 1 H) 1.51 - 1.63 (m, 1 H) 1.20 - 1.33 (m, 1 H) 0.42 - 0.55 (m, 3 H) 0.27 - 0.37 (m, 1 H)
15		439.1	(500 MHz) 8.52 (s, 1 H) 8.11 (t, J=4.30 Hz, 1 H) 8.04 (d, J=2.86 Hz, 1 H) 7.99 (s, 1 H) 7.86 (dd, J=8.59, 2.86 Hz, 1 H) 5.55 (br t, J=6.59 Hz, 1 H) 5.28 (dd, J=14.89, 1.15 Hz, 1 H) 4.54 - 4.58 (m, 1 H) 4.50 - 4.54 (m, 1 H) 4.29 (d, J=14.89 Hz, 1 H) 3.61 - 3.68 (m, 1 H) 3.34 - 3.37 (m, 1 H) 2.32 - 2.38 (m, 1 H) 2.09 - 2.16 (m, 2 H) 1.88 - 1.97 (m, 3 H) 1.69 - 1.76 (m, 1 H) 1.51 - 1.59 (m, 1 H) 1.30 (d, J=6.30 Hz, 3 H)
16		439.1	(500 MHz) 8.55 (s, 1 H) 8.48 (s, 1 H) 8.14 (d, J=6.87 Hz, 1 H) 8.05 - 8.09 (m, 2 H) 7.92 (dd, J=8.59, 2.86 Hz, 1 H) 7.44 (dd, J=8.59, 2.86 Hz, 1 H) 5.54 (t, J=12.03 Hz, 1 H) 5.30 - 5.42 (m, 2 H) 4.76 - 4.83 (m, 1 H) 4.47 - 4.56 (m, 2 H) 4.17 - 4.38 (m, 5 H) 4.05 (ddd, J=10.60, 6.87, 3.72 Hz, 1 H) 3.91 - 3.97 (m, 1 H) 2.50 - 2.56 (m, 1 H) 2.06 - 2.38 (m, 5 H) 1.82 - 2.00 (m, 6 H) 1.62 - 1.75 (m, 2 H) 1.18 (d, J=6.30 Hz, 3 H)
17		439.1	(500 MHz) 8.60 (s, 1 H) 8.53 (s, 1 H) 8.17 - 8.22 (m, 1 H) 8.06 (d, J=2.86 Hz, 1 H) 8.02 (s, 1 H) 7.99 (s, 1 H) 7.87 (dd, J=8.88, 2.58 Hz, 1 H) 7.56 (dd, J=8.59, 3.44 Hz, 1 H) 5.27 (dd, J=14.89, 1.15 Hz, 1 H) 4.92 - 4.96 (m, 1 H) 4.51 - 4.57 (m, 2 H) 4.31 (d, J=15.47 Hz, 1 H) 3.95 (dd, J=11.17, 8.88 Hz, 1 H) 3.88 (br dd, J=13.17, 8.02 Hz, 1 H) 3.06 (ddd, J=13.75, 8.59, 2.86 Hz, 1 H) 2.30 - 2.38 (m, 2 H) 2.09 - 2.16 (m, 1 H) 1.90 - 1.98 (m, 2 H) 1.69 - 1.77 (m, 1 H) 1.52 - 1.60 (m, 1 H) 1.03 (d, J=6.87 Hz, 3 H)
18		437.1	(500 MHz) 9.02 - 9.15 (m, 1 H) 8.47 - 8.63 (m, 1 H) 8.07 (d, J=2.86 Hz, 1 H) 8.02 (dd, J=8.88, 2.58 Hz, 1 H) 7.90 - 7.96 (m, 1 H) 5.34 - 5.56 (m, 1 H) 4.79 - 4.91 (m, 1 H) 4.60 (ddd, J=10.74, 7.30, 3.15 Hz, 1 H) 4.46 (t, J=3.72 Hz, 1 H) 4.26 - 4.36 (m, 1 H) 3.71 - 3.85 (m, 1 H) 2.32 - 2.41 (m, 1 H) 2.06 -

Cpd	Structure	MS [M+H] m/z	¹ H NMR (DMSO- <i>d</i> ₆) δ ppm
			2.20 (m, 1 H) 1.87 - 2.03 (m, 3 H) 1.67 - 1.82 (m, 1 H) 1.51 - 1.63 (m, 1 H) 0.99 - 1.11 (m, 1 H) 0.90 - 0.98 (m, 1 H) 0.73 - 0.87 (m, 1 H)
19		425.1	(500 MHz) 8.60 (s, 1 H) 8.53 (s, 1 H) 8.09 - 8.14 (m, 1 H) 8.06 (d, J=2.86 Hz, 1 H) 8.00 (s, 1 H) 7.89 (dd, J=9.17, 2.86 Hz, 1 H) 7.50 (dd, J=8.59, 2.29 Hz, 1 H) 5.32 (dd, J=14.89, 1.15 Hz, 1 H) 4.95 - 5.05 (m, 1 H) 4.51 - 4.59 (m, 2 H) 4.27 - 4.33 (m, 1 H) 4.17 - 4.24 (m, 1 H) 3.67 - 3.74 (m, 1 H) 3.35 - 3.41 (m, 1 H) 2.30 - 2.40 (m, 1 H) 2.10 - 2.18 (m, 2 H) 1.86 - 2.04 (m, 5 H) 1.65 - 1.79 (m, 1 H) 1.48 - 1.61 (m, 1 H)
20		451.1	(500 MHz) 8.87 (t, J=5.16 Hz, 1 H) 8.63 (s, 1 H) 8.05 (d, J=2.86 Hz, 1 H) 8.01 (s, 1 H) 7.61 (dd, J=8.88, 2.58 Hz, 1 H) 5.30 - 5.38 (m, 1 H) 4.93 (dd, J=15.18, 1.43 Hz, 1 H) 4.53 (d, J=15.47 Hz, 1 H) 4.20 - 4.33 (m, 2 H) 3.81 (dt, J=13.17, 4.87 Hz, 1 H) 3.22 - 3.31 (m, 1 H) 1.61 (s, 3 H) 1.45 (d, J=6.30 Hz, 3 H) 1.36 (s, 3 H)
21		439.1	(500 MHz) 9.09 (s, 1 H) 8.51 - 8.63 (m, 1 H) 8.06 - 8.14 (m, 2 H) 7.94 - 7.99 (m, 1 H) 5.31 - 5.59 (m, 1 H) 4.56 - 4.71 (m, 2 H) 4.47 (t, J=3.81 Hz, 1 H) 4.32 (br d, J=14.67 Hz, 1 H) 3.90 - 3.98 (m, 1 H) 2.36 - 2.44 (m, 1 H) 2.08 - 2.18 (m, 1 H) 1.89 - 1.98 (m, 2 H) 1.70 - 1.82 (m, 1 H) 1.62 (s, 3 H) 1.53 - 1.59 (m, 1 H) 1.49 (s, 3 H)
22		451.2	(500 MHz) 8.94 - 9.12 (m, 1 H) 8.49 - 8.65 (m, 1 H) 8.11 (d, J=2.86 Hz, 1 H) 8.06 (dd, J=8.59, 2.29 Hz, 1 H) 7.94 - 8.02 (m, 1 H) 5.21 - 5.48 (m, 1 H) 4.74 - 4.95 (m, 1 H) 4.54 - 4.64 (m, 1 H) 4.46 (t, J=3.44 Hz, 1 H) 4.32 - 4.40 (m, 1 H) 4.23 - 4.32 (m, 1 H) 3.38 - 3.60 (m, 1 H) 2.65 - 2.84 (m, 1 H) 2.34 - 2.44 (m, 1 H) 2.16 - 2.26 (m, 1 H) 2.02 - 2.16 (m, 2 H) 1.77 - 1.99 (m, 4 H) 1.66 - 1.77 (m, 1 H) 1.48 - 1.62 (m, 1 H)
23		465.2	(500 MHz) 8.47 - 8.64 (m, 1 H) 8.04 - 8.13 (m, 2 H) 7.99 - 8.04 (m, 1 H) 7.51 - 7.97 (m, 1 H) 5.26 - 5.46 (m, 1 H) 5.06 - 5.25 (m, 1 H) 4.53 - 4.60 (m, 1 H) 4.51 (t, J=3.72 Hz, 1 H) 4.23 - 4.34 (m, 1 H) 4.04 - 4.14 (m, 1 H) 3.68 - 3.79 (m, 1 H) 2.31 - 2.41 (m, 1 H) 2.10 - 2.22 (m, 2 H) 1.87 - 2.04 (m, 7 H) 1.77 - 1.85 (m, 1 H) 1.66 - 1.75 (m, 1 H) 1.49 - 1.61 (m, 1 H)
24		451.2	(500 MHz) 9.31 (d, J=6.87 Hz, 1 H) 8.54 (s, 1 H) 8.04 (d, J=2.86 Hz, 1 H) 7.97 (s, 1 H) 7.95 (dd, J=8.88, 2.58 Hz, 1 H) 5.73 (td, J=6.30, 3.44 Hz, 1 H) 5.22 (d, J=14.89 Hz, 1 H) 4.57 (ddd, J=10.45, 7.30, 3.44 Hz, 1 H) 4.51 (t, J=4.01 Hz, 1 H) 4.34 (d, J=14.89 Hz, 1 H) 4.25 (quin, J=7.02 Hz, 1 H) 2.31 - 2.40 (m, 1 H) 2.03 - 2.21 (m, 3 H) 1.89 - 1.98 (m, 2 H) 1.78 - 1.89 (m, 2 H) 1.67 - 1.78 (m, 2 H) 1.51 - 1.65 (m, 2 H)
25		487.1	(500 MHz) 8.94 - 9.15 (m, 1 H) 8.52 - 8.67 (m, 1 H) 8.12 (d, J=2.29 Hz, 1 H) 8.02 - 8.09 (m, 1 H) 7.93 - 8.02 (m, 1 H) 5.20 - 5.43 (m, 1 H) 4.99 - 5.12 (m, 1 H) 4.59 (ddd, J=10.45, 7.59, 3.15 Hz, 1 H) 4.47 (t, J=3.72 Hz, 1 H) 4.25 - 4.36 (m, 2 H) 3.89 - 4.19 (ddd, J=13.32, 9.02, 4.01 Hz, 1 H) 2.99 - 3.21 (m, 1 H) 2.74 - 2.87 (m, 1 H) 2.34 - 2.44 (m, 1 H) 2.06 - 2.21 (m, 1 H) 1.88 - 1.99 (m, 2 H) 1.69 - 1.82 (m, 1 H) 1.48 - 1.61 (m, 1 H)
26		465.2	(500 MHz) 9.19 (s, 1 H) 8.47 - 8.64 (m, 1 H) 8.04 - 8.18 (m, 2 H) 7.92 - 8.01 (m, 1 H) 5.26 - 5.59 (m, 1 H) 4.52 - 4.71 (m, 2 H) 4.46 (t, J=4.01 Hz, 1 H) 4.23 - 4.36 (m, 1 H) 3.95 - 4.07 (m, 1 H) 2.87 (ddd, J=13.32, 9.02, 4.01 Hz, 1 H) 2.31 - 2.45 (m, 1 H) 2.06 - 2.17 (m, 1 H) 1.85 - 2.06 (m, 5 H) 1.63 - 1.85 (m, 3 H) 1.50 - 1.63 (m, 2 H) 1.39 - 1.50 (m, 1 H)
27		419.2	(500 MHz) 8.49 - 8.62 (m, 1 H) 8.12 - 8.26 (m, 1 H) 7.92 - 8.09 (m, 3 H) 5.31 - 5.51 (m, 1 H) 5.00 - 5.18 (m, 1 H) 4.57 (ddd, J=10.60, 7.45, 3.15 Hz, 1 H) 4.50 - 4.53 (m, 1 H) 4.29 - 4.34 (m, 1 H) 3.65 - 3.72 (m, 1 H) 3.42 - 3.49 (m, 1 H) 3.13 (dd, J=13.75, 2.29 Hz, 1 H) 2.32 - 2.40 (m, 1 H) 2.08 - 2.19 (m, 1 H) 1.88 - 1.99 (m, 2 H) 1.68 - 1.78 (m, 1 H) 1.51 - 1.63 (m, 1 H) 1.21 (s, 3 H) 1.02 (s, 3 H)

Cpd	Structure	MS [M+H] m/z	¹ H NMR (DMSO-d ₆) δ ppm
28		439.1	(500 MHz) 8.49 - 8.61 (m, 1 H) 7.98 - 8.19 (m, 3 H) 7.45 - 7.97 (m, 1 H) 4.75 - 5.66 (m, 2 H) 4.49 - 4.61 (m, 1 H) 4.18 - 4.43 (m, 3 H) 3.92 - 4.14 (m, 1 H) 2.53 - 2.66 (m, 1 H) 2.09 - 2.40 (m, 2 H) 1.46 - 2.01 (m, 5 H) 1.23 (dd, J=18.33, 6.87 Hz, 3 H)
29		414.3	(500 MHz) 8.50 - 8.64 (m, 1 H) 8.18 - 8.28 (m, 1 H) 7.99 - 8.09 (m, 2 H) 7.83 - 7.98 (m, 1 H) 5.23 - 5.42 (m, 1 H) 4.78 - 4.99 (m, 1 H) 4.49 - 4.61 (m, 2 H) 4.26 - 4.34 (m, 1 H) 3.92 - 4.00 (m, 1 H) 3.57 - 3.91 (m, 1 H) 2.97 - 3.12 (m, 1 H) 2.29 - 2.39 (m, 2 H) 2.07 - 2.18 (m, 1 H) 1.87 - 2.00 (m, 2 H) 1.66 - 1.79 (m, 1 H) 1.49 - 1.61 (m, 1 H) 1.03 (dd, J=6.87, 2.86 Hz, 3 H)
30		427.1	(500 MHz) 9.33 - 9.37 (m, 1 H) 8.67 (s, 1 H) 8.08 (d, J=2.86 Hz, 1 H) 8.02 - 8.06 (m, 2 H) 5.23 (d, J=15.47 Hz, 1 H) 5.14 - 5.20 (m, 1 H) 5.01 - 5.07 (m, 1 H) 4.82 (t, J=3.44 Hz, 1 H) 4.30 - 4.40 (m, 2 H) 4.19 (dd, J=10.31, 3.44 Hz, 1 H) 4.03 (d, J=10.88 Hz, 1 H) 3.90 - 3.97 (m, 1 H) 3.53 - 3.59 (m, 1 H) 3.15 (ddd, J=13.60, 8.74, 2.86 Hz, 1 H) 1.45 (d, J=5.73 Hz, 3 H)
31		427.1	(500 MHz) 9.24 (dd, J=6.59, 3.15 Hz, 1 H) 8.75 (s, 1 H) 8.04 - 8.09 (m, 2 H) 7.39 (dd, J=8.59, 2.86 Hz, 1 H) 5.37 (d, J=14.89 Hz, 1 H) 5.21 - 5.28 (m, 1 H) 4.65 (t, J=3.72 Hz, 1 H) 4.61 (t, J=7.16 Hz, 1 H) 4.46 - 4.51 (m, 1 H) 4.35 (d, J=14.89 Hz, 1 H) 4.29 (dd, J=10.88, 4.58 Hz, 1 H) 4.03 (d, J=10.31 Hz, 1 H) 3.88 - 3.95 (m, 1 H) 3.80 - 3.85 (m, 1 H) 3.17 - 3.24 (m, 1 H) 1.46 (d, J=6.30 Hz, 3 H)
32		441.0	(500MHz) 8.53 (s, 1 H) 8.13 (dd, J=8.59, 1.72 Hz, 1 H) 8.05 (d, J=2.86 Hz, 1 H) 7.99 (s, 1 H) 7.85 (dd, J=8.59, 2.86 Hz, 1 H) 5.37 (d, J=4.58 Hz, 1 H) 5.28 (dd, J=15.18, 1.43 Hz, 1 H) 5.01 (br d, J=9.74 Hz, 1 H) 4.49 - 4.58 (m, 2 H) 4.30 (d, J=15.47 Hz, 1 H) 4.00 - 4.10 (m, 2 H) 3.91 - 3.98 (m, 1 H) 3.12 (ddd, J=13.17, 8.59, 2.29 Hz, 1 H) 2.29 - 2.38 (m, 1 H) 2.07 - 2.19 (m, 1 H) 1.86 - 1.98 (m, 2 H) 1.66 - 1.76 (m, 1 H) 1.48 - 1.59 (m, 1 H)
33		457.0	
34		453.2	(500 MHz) 8.45 - 8.58 (m, 1 H) 8.08 (d, J=2.86 Hz, 1 H) 7.96 - 8.02 (m, 2 H) 7.81 - 7.89 (m, 1 H) 5.39 - 5.57 (m, 1 H) 4.89 - 5.15 (m, 1 H) 4.54 - 4.60 (m, 1 H) 4.44 (t, J=3.72 Hz, 1 H) 4.24 (d, J=15.47 Hz, 1 H) 4.06 (br dd, J=11.17, 5.44 Hz, 1 H) 1.66 - 2.44 (m, 8 H), 1.54 - 1.58 (m, 3 H) 1.50 - 1.53 (m, 3 H)
35		439.2	(500 MHz) 8.59 (s, 1 H) 8.52 (s, 1 H) 8.09 (br t, J=4.58 Hz, 1 H) 8.03 (d, J=2.86 Hz, 1 H) 8.00 (s, 1 H) 7.44 (dd, J=8.59, 2.86 Hz, 1 H) 5.62 (br t, J=6.30 Hz, 1 H) 5.40 (dd, J=15.18, 1.43 Hz, 1 H) 4.23 - 4.31 (m, 2 H) 4.06 (ddd, J=10.60, 6.87, 3.72 Hz, 1 H) 3.56 - 3.65 (m, 1 H) 2.52 - 2.57 (m, 1 H) 2.14 - 2.27 (m, 2 H) 1.86 - 2.01 (m, 5 H) 1.66 - 1.74 (m, 1 H) 1.29 - 1.33 (m, 4 H)
36		468.2	(500 MHz) 9.38 (br d, J=4.01 Hz, 1 H) 8.68 (d, J=9.74 Hz, 1 H) 8.09 (t, J=2.58 Hz, 1 H) 7.97 - 8.05 (m, 2 H) 4.98 - 5.27 (m, 3 H) 4.78 - 4.88 (m, 1 H) 4.22 - 4.44 (m, 2 H) 3.80 - 3.99 (m, 2 H) 3.67 - 3.69 (m, 1 H) 3.03 - 3.19 (m, 2 H) 2.00 (d, J=7.45 Hz, 3 H) 1.46 (d, J=6.30 Hz, 3 H)
37		468.2	(500 MHz) 9.17 - 9.24 (m, 1 H) 8.75 (d, J=13.75 Hz, 1 H) 8.10 (t, J=3.15 Hz, 1 H) 8.05 - 8.08 (m, 1 H) 7.39 - 7.57 (m, 1H) 5.35 - 5.44 (m, 1 H) 5.21 - 5.30 (m, 1 H) 4.28 - 4.73 (m, 4 H) 3.62 - 4.02 (m, 4 H) 3.19 - 3.24 (m, 1 H) 2.01 - 2.10 (m,

Cpd	Structure	MS [M+H] m/z	¹ H NMR (DMSO-d ₆) δ ppm
			3 H) 1.46 (d, J=6.30 Hz, 3 H)
38		443.2	(500 MHz) 8.54 (s, 1 H) 8.19 (t, J=4.87 Hz, 1 H) 8.09 (d, J=2.86 Hz, 1 H) 8.01 (s, 1 H) 7.94 (dd, J=8.88, 2.58 Hz, 1 H) 5.30 - 5.41 (m, 1 H) 5.27 (dd, J=14.89, 1.15 Hz, 1 H) 5.07 - 5.21 (m, 1 H) 4.50 - 4.58 (m, 2 H) 4.30 - 4.39 (m, 2 H) 3.93 - 4.02 (m, 1 H) 3.56 - 3.69 (m, 1 H) 2.30 - 2.39 (m, 1 H) 2.09 - 2.18 (m, 1 H) 1.89 - 1.99 (m, 2 H) 1.65 - 1.79 (m, 1 H) 1.50 - 1.65 (m, 1 H)
39		443.2	(500 MHz) 8.53 - 8.62 (m, 1 H) 8.10 - 8.27 (m, 1 H) 8.08 (t, J=2.58 Hz, 1 H) 8.02 (d, J=2.29 Hz, 1 H) 7.49 - 7.97 (m, 1H) 5.44 - 5.53 (m, 1 H) 5.33 - 5.43 (m, 1 H) 5.00 - 5.21 (m, 1 H) 4.52 - 4.60 (m, 1 H) 4.22 - 4.41 (m, 3 H) 3.95 - 4.14 (m, 1 H) 3.52 - 3.67 (m, 1 H) 2.32 - 2.40 (m, 1 H) 2.09 - 2.27 (m, 1 H) 1.87 - 2.00 (m, 2 H) 1.66 - 1.78 (m, 1 H) 1.46 - 1.58 (m, 1 H)
40		461.1	(500 MHz) 8.53 - 8.62 (m, 1 H) 8.10 - 8.27 (m, 1 H) 8.08 (t, J=2.58 Hz, 1 H) 8.02 (d, J=2.29 Hz, 1 H) 7.49 - 7.97 (m, 1H) 5.44 - 5.53 (m, 1 H) 5.33 - 5.43 (m, 1 H) 5.00 - 5.21 (m, 1 H) 4.52 - 4.60 (m, 1 H) 4.22 - 4.41 (m, 3 H) 3.95 - 4.14 (m, 1 H) 3.52 - 3.67 (m, 1 H) 2.32 - 2.40 (m, 1 H) 2.09 - 2.27 (m, 1 H) 1.87 - 2.00 (m, 2 H) 1.66 - 1.78 (m, 1 H) 1.46 - 1.58 (m, 1 H)
41		10-840	(300 MHz) 8.34 - 8.67 (m, 2 H) 7.94 - 8.19 (m, 2 H) 7.48 (dd, J=8.67, 2.61 Hz, 1 H) 5.38 - 5.62 (m, 1 H) 5.18 - 5.38 (m, 1 H) 4.50 - 4.85 (m, 1 H) 4.17 - 4.49 (m, 2 H) 3.97 - 4.14 (m, 1 H) 1.60 - 2.43 (m, 12 H)
42		451.2	(300 MHz) 8.53 (s, 1 H) 8.41 (d, J=10.55 Hz, 1 H) 8.07 (d, J=2.93 Hz, 1 H) 7.98 (s, 1 H) 7.86 (dd, J=8.89, 2.66 Hz, 1 H) 5.37 (br s, 1 H) 5.23 - 5.32 (m, 1 H) 4.69 - 4.84 (m, 1 H) 4.49 - 4.61 (m, 2 H) 4.31 (br d, J=15.31 Hz, 1 H) 2.23 - 2.39 (m, 2 H) 2.01 - 2.19 (m, 4 H) 1.67 - 1.96 (m, 5 H) 1.50 - 1.64 (m, 1 H)
43		441.2	(300 MHz) 8.50 - 8.67 (m, 1 H) 7.36 - 8.20 (m, 4 H) 5.21 - 5.52 (m, 2 H) 4.85 - 5.11 (m, 1 H) 3.70 - 4.67 (m, 6 H) 2.97 - 3.19 (m, 1 H) 2.03 - 2.42 (m, 2 H) 1.87 - 2.02 (m, 2 H) 1.66 - 1.83 (m, 1 H) 1.56 (br d, J=10.73 Hz, 1 H)
44		425.1	(300 MHz) 9.40 (dd, J=7.61, 2.11 Hz, 1 H) 8.55 (s, 1 H) 8.07 (d, J=2.93 Hz, 1 H) 7.94 - 8.02 (m, 2 H) 5.11 - 5.27 (m, 2 H) 4.60 (ddd, J=10.41, 7.34, 3.16 Hz, 1 H) 4.51 (t, J=3.76 Hz, 1 H) 4.33 (d, J=14.95 Hz, 1 H) 3.86 - 4.01 (m, 1 H) 3.15 (ddd, J=13.25, 8.76, 2.57 Hz, 1 H) 2.28 - 2.42 (m, 1 H) 2.03 - 2.22 (m, 1 H) 1.85 - 2.00 (m, 2 H) 1.66 - 1.82 (m, 1 H) 1.49 - 1.64 (m, 1 H) 1.45 (d, J=6.24 Hz, 3 H)
45		465.2	(300 MHz) 8.43 - 8.62 (m, 1 H) 7.86 - 8.13 (m, 4 H) 5.35 - 5.56 (m, 1 H) 4.65 - 4.93 (m, 1 H) 4.49 - 4.62 (m, 1 H) 4.40 - 4.48 (m, 1 H) 4.25 (br d, J=14.40 Hz, 1 H) 4.06 - 4.17 (m, 1 H) 3.15 - 3.27 (m, 2 H) 2.09 - 2.35 (m, 4 H) 1.84 - 2.00 (m, 4 H) 1.67 - 1.77 (m, 3 H) 1.46 - 1.58 (m, 1 H)
46		437.1	(300 MHz) 8.97 - 9.10 (m, 1 H) 8.53 - 8.68 (m, 1 H) 7.96 - 8.11 (m, 3 H) 5.44 - 5.59 (m, 1 H) 5.12 (q, J=4.49 Hz, 1 H) 4.50 - 4.71 (m, 3 H) 4.24 - 4.42 (m, 1 H) 2.79 - 3.10 (m, 2 H) 2.30 - 2.42 (m, 1 H) 2.03 - 2.22 (m, 2 H) 1.87 - 2.01 (m, 2 H) 1.49 - 1.82 (m, 3 H)
47		461.1	(300 MHz) 9.83 (d, J=9.08 Hz, 1 H) 8.59 (s, 1 H) 8.11 (d, J=2.84 Hz, 1 H) 8.00 - 8.08 (m, 2 H) 6.10 - 6.56 (m, 1 H) 5.32 (dd, J=14.76, 1.38 Hz, 1 H) 4.87 (br dd, J=11.60, 4.81

Cpd	Structure	MS [M+H] m/z	¹ H NMR (DMSO-d ₆) δ ppm
			Hz, 1 H) 4.52 - 4.67 (m, 2 H) 4.30 - 4.48 (m, 3 H) 2.35 - 2.45 (m, 1 H) 2.08 - 2.20 (m, 1 H) 1.89 - 1.99 (m, 2 H) 1.69 - 1.81 (m, 1 H) 1.49 - 1.63 (m, 1 H)
48		479.1	(300 MHz) 10.07 (d, J=8.71 Hz, 1 H) 8.60 (s, 1 H) 8.13 (d, J=2.93 Hz, 1 H) 8.04 - 8.11 (m, 2 H) 5.18 - 5.28 (m, 1 H) 4.95 - 5.08 (m, 2 H) 4.63 (ddd, J=10.34, 7.36, 3.12 Hz, 1 H) 4.36 - 4.51 (m, 3 H) 2.39 (br d, J=10.64 Hz, 1 H) 2.11 - 2.20 (m, 1 H) 1.91 - 2.00 (m, 2 H) 1.75 (br d, J=8.07 Hz, 1 H) 1.55 - 1.64 (m, 1 H)
49		441.1	(300 MHz) 9.12 (t, J=5.00 Hz, 1 H) 8.62 (s, 1 H) 8.06 (d, J=2.93 Hz, 1 H) 8.00 (s, 1 H) 7.55 (dd, J=8.67, 2.80 Hz, 1 H) 5.35 (dd, J=14.81, 1.51 Hz, 1 H) 5.18 (t, J=5.73 Hz, 1 H) 5.08 (t, J=5.87 Hz, 1 H) 4.26 - 4.38 (m, 2 H) 4.10 - 4.17 (m, 1 H) 3.76 - 3.91 (m, 2 H) 3.63 - 3.72 (m, 1 H) 3.41 (ddd, J=13.25, 6.14, 4.17 Hz, 1 H) 2.56 - 2.65 (m, 1 H) 2.14 - 2.28 (m, 1 H) 1.91 - 2.01 (m, 2 H) 1.63 - 1.86 (m, 2 H)

Biologic assays

In-Vitro Assays

Materials and Methods

Biochemical Kinase Assay Method

[0246] The biochemical kinase assay was performed at Reaction Biology Corporation (www.reactionbiology.com, Malvern, PA) following the procedures described in the reference (Anastassiadis T, et al Nat Biotechnol. 2011, 29, 1039). Specific kinase / substrate pairs along with required cofactors were prepared in reaction buffer; 20 mM Hepes pH 7.5, 10 mM MgCl₂, 1 mM EGTA, 0.02% Brij35, 0.02 mg/ml BSA, 0.1 mM Na₃VO₄, 2 mM DTT, 1% DMSO. Compounds were delivered into the reaction, followed ~ 20 minutes later by addition of a mixture of ATP (Sigma, St. Louis MO) and ³³P ATP (Perkin Elmer, Waltham MA) to a final concentration of 10 μM. Reactions were carried out at room temperature for 120 min, followed by spotting of the reactions onto P81 ion exchange filter paper (Whatman Inc., Piscataway, NJ). Unbound phosphate was removed by extensive washing of filters in 0.75% phosphoric acid. After subtraction of background derived from control reactions containing inactive enzyme, kinase activity data was expressed as the percent remaining kinase activity in test samples compared to vehicle (dimethyl sulfoxide) reactions. IC₅₀ values and curve fits were obtained using Prism (GraphPad Software).

Cell lines and cell culture:

[0247] Human medulla thyroid carcinoma cell line TT (containing RET M918T mutation) and acute myelogenous cell line KG-1 were purchased from ATCC. Human colon cancer cell line KM12 (containing TPM3-TRKA) was obtained from NCI.

Cloning and Ba/F3 stable cell line creation

[0248] The EML4-ALK gene (variant 1) was synthesized at GenScript and cloned into pCDH-CMV-MCS-EF1-Puro plasmid (System Biosciences, Inc). Ba/F3-EML4-ALK wild type were generated by transducing Ba/F3 cells with lentivirus containing EML4-ALK wide type. Stable cell lines were selected by puromycin treatment, followed by IL-3 withdrawal. Briefly, 5×10⁶ Ba/F3 cells were transduced with lentivirus supernatant in the presence of 8 μg/mL protamine sulfate. The transduced cells were subsequently selected with 1 μg/mL puromycin in the presence of IL3-containing medium RPMI1640, plus 10% FBS. After 10-12 days of selection, the surviving cells were further selected for IL3 independent growth.

[0249] The KIF5B-RET gene was synthesized at GenScript and cloned into pCDH-CMV-MCS-EF1-Puro plasmid (System Biosciences,

Inc). KIF5B-RET point mutation V804M was generated at GenScript by PCR and confirmed by sequencing. Ba/F3-KIF5B-RET wild type and mutant were generated by transducing Ba/F3 cells with lentivirus containing KIF5B-RET wide type or mutant. Stable cell lines were selected by puromycin treatment, followed by IL-3 withdrawal. Briefly, 5×10^6 Ba/F3 cells were transduced with lentivirus supernatant in the presence of $8 \mu\text{g/mL}$ protamine sulfate. The transduced cells were subsequently selected with $1 \mu\text{g/mL}$ puromycin in the presence of IL3-containing medium RPMI1640, plus 10% FBS. After 10-12 days of selection, the surviving cells were further selected for IL3 independent growth.

Cell proliferation assays:

[0250] Two thousand cells per well were seeded in 384 well white plate for 24 hrs, and then treated with compounds for 72 hours (37 °C, 5% CO₂). Cell proliferation was measured using CellTiter-Glo luciferase-based ATP detection assay (Promega) following the manufactures's protocol. IC₅₀ determinations were performed using GraphPad Prism software (GraphPad, Inc., San Diego, CA).

Immunoblotting for cellular kinase phosphorylation assays

[0251] Half a million cells per well were seeded in 24 well plate for 24 hrs, and then treated with compounds for 4 hours. Cells were collected after treatment and lysed in RIPA buffer (50 mM Tris, pH 7.4, 150 mM NaCl, 1% NP-40, 0.5% Deoxycholate, 0.1% SDS) supplemented with 10 mM EDTA, 1× Halt protease and phosphatase inhibitors (Thermo Scientific). Protein lysates (approximately 20 μg) was resolved on 4-12% Bolt Bis-Tris precasted gels with MES running buffer (Life Technologies), transferred to nitrocellulose membranes using Trans-Blot Turbo Transfer System (Bio-Rad) and detected with antibodies targeting phosphorylated RET (Y905) (Cell Signaling Technology), total RET (Cell Signaling Technology), actin (Cell Signaling Technology). Antibodies were typically incubated overnight at 4 °C with gentle shake, followed by washes and incubation with the appropriate HRP-conjugated secondary antibodies. Membranes were incubated with chemiluminescent substrate for 5 min at room temperature (SuperSignal West Femto, Thermo Scientific). The chemiluminescent images were acquired with a C-DiGit Imaging System (LI-COR Biosciences). The relative density of the chemiluminescent bands were quantified via Image Studio Digits from LICOR. The half inhibitory concentration (IC₅₀) value is calculated using non-linear regression analysis through GraphPad Prism software (GraphPad, Inc., San Diego, CA).

Data and Results:

[0252] Enzymatic kinase activities of Compound 1 and 5.

Enzyme	IC ₅₀ (nM) at 10 μM ATP	
	Compound 1	Compound 5
RET	0.0994	1.01
RET (A883F)	0.520	3.08
RET (E762Q)	2.07	0.58
RET (G691S)	3.01	0.941
RET (L790F)	0.120	1.31
RET (M918T)	0.114	1.42
RET (R749T)	0.271	0.32
RET (R813Q)	0.341	2.46
RET (S891A)	0.664	0.303
RET (S904A)	0.159	1.22
RET (S904F)	0.0621	0.364
RET (V778I)	<0.0508	0.233
RET (V804L)	10.0	2350
RET (V804M)	7.86	18.8
RET (Y791F)	<0.0508	7.95
RET (Y806H)	0.385	0.261
RET-CCDC6 (PTC1)	0.0893	1.97
RET-NCOA4 (PTC3)	0.0635	0.691
RET-PRKAR1A (PTC2)	0.129	0.29
Src	0.875	1.46
FYN	1.81	1.94

Enzyme	IC ₅₀ (nM) at 10 μM ATP	
	Compound 1	Compound 5
YES	1.72	2.64
HCK	1.95	2.71
LYN	1.97	2.03

Anti-cell proliferation activity

[0253]

Cpd	BaF3 EML4-ALK	KG-1 IC ₅₀ (nM)	TT cell (RET C634W) IC ₅₀ (nM)	BaF3 KIF5B-RET IC ₅₀ (nM)	BaF3 KIF5B-RET_V8 04M IC ₅₀ (nM)	BaF3 KIF5B-RET_G8 10R IC ₅₀ (nM)	KM12 cell (TPM3-TRKA) IC ₅₀ (nM)
1	211.4	131.2	<0.5	0.25	1002	30	3.0
2	>10000	5000	1784	1452	>10000		254.9
3	1500	505	7.9	<0.2	1704		4.2
4	3287	5000	461.9	184.4	5000		22
5	515.6	26.8	0.9	2.4	598	22	6.9
6	145.5	1		0.2	573.1	3	0.2
7	674.8	343.8		0.2	1845	99.2	37
8	4000	188.9		341.8	1928		0.3
9	8000	1000		2364	>10000		3.3
10	4000	78.3		274.4	1213		0.2
11	10000	307.3		838.9	3000		0.4
12	2709	159.9		100.5	4619	1014	13.8
13	5000	452		341.5	>10000	1121	28.4
14	907.8	273		120.3	10000	530	26.6
15	364.4	5.2		1.1	1245	8.7	5.1
16	340.5	47.4		16.6	5000	41.2	45.5
17	615.6	5		1.8	2731	10.7	4
18	77.2	16.9		7.1	1533	24.4	11.3
19	895.1	73.1		5.2	3073	78	7.8
20	1400	2.4		1.1	1855	7.8	0.5
21	461.7	86.9	-	<0.2	3459	82	13.8
22	157.5	155.8	-	<0.2	1763	127.6	49.3
23	1682	228.2	-	98.9	3000	422.2	52.9
24	468.9	8.7	-	1.8	1222	73.6	2.8
25	3000	677.3	-	193.3	3000	559.1	277.3
26	1412	737.1		160	5000	323.2	210.1
27	1000	0.3	-	<0.2	2000	63	0.3
28	803.5	22.8	-	1.5	2000	72	11.8
29	901	7.9	-	0.3	1377	133.7	1.7
30	2000	853.2	-	161.9	337.2	1857	13.5
31	10000	10000	-	4000	>10000	>10000	365
32	1056	223	-	89	5718	500.8	20.2
33	2000	356.2	-	197.9	4000	1196	124.5
34	1000	407.5	-	62.2	10000	651.1	50
35	1105	55.7	-	8.8	-	-	<0.2
36	>10000	10000	-	8000	-	-	1000
37	>10000	3000	-	8000	-	-	1201
38	82.1	<0.2	-	<0.2	349.3	0.3	<0.2

Cpd	BaF3 EML4-ALK	KG-1 IC ₅₀ (nM)	TT cell (RET C634W) IC ₅₀ (nM)	BaF3 KIF5B-RET IC ₅₀ (nM)	BaF3 KIF5B-RET_V8 04M IC ₅₀ (nM)	BaF3 KIF5B-RET_G8 10R IC ₅₀ (nM)	KM12 cell (TPM3-TRKA) IC ₅₀ (nM)
39	151.5	59.2	-	10.2	3000	57.3	7.4
40	1951	19.1	-	<0.2	5000	1.8	<0.2
41	1448	389.2	-	5.1	-	155.6	431.2
42	338.5	41	-	0.5	-	17.4	9.8
43	2991	359.4	-	68.9	-	395.9	108.6
44	>10000	>10000	-	>10000	>10000	>10000	668.5
45	3109	1134	-	525.7	5000	1712	202.4
46	55.5	5.9	-	<0.2	71.5	2.9	2.8
47	139.2	3.5	-	<0.2	469.3	3.6	<0.2
48	455.9	117	-	0.2	1067	90.9	5.9
49	>10000	5238	-	396.6	5000	1643	1457

Compound 5 inhibited the phosphorylation of RET

[0254] The pharmacodynamic inhibiting activity of Compound 5 on RET in RET-driven cells was evaluated, and the results were shown in FIGs. 1, 2 and 3. Compound 5 caused the suppression of RET autophosphorylation at IC₅₀s of around 0.3, 1-3 and 3-10 nM in TT, Ba/F3 KIF5B-RET WT and Ba/F3 KIF5B-RET G810R respectively (FIGS. 1, 2 & 3).

In Vivo Methods

Cell lines

[0255] BaF3 KIF5B-RET WT and BaF3 KIF5B-RET G810R cells were cultured using standard techniques in RPMI-1640 medium (Corning, Inc) with 10% fetal bovine serum (Thermo Fisher Scientific, Inc) at 37°C in a humidified atmosphere with 5% CO₂. TT cells were cultured using standard techniques in F-12K medium (Corning, Inc) with 10% fetal bovine serum (Thermo Fisher Scientific, Inc) at 37°C in a humidified atmosphere with 5% CO₂. For implantation, cells were harvested and pelleted by centrifugation at 250g for 2 minutes. Cells were washed once and resuspended in serum-free medium supplemented with 50% matrigel (v/v).

Subcutaneous Xenograft Models in Immune Compromised Mice

[0256] For cell derived xenograft models, female SCID/Beige mice (5-8 weeks of age) were obtained from Charles River Laboratory and were housed in Innovive IVC disposable cages on HEPA filtered ventilated racks with ad libitum access to rodent chow and water. Five million cells in 100 µL serum-free medium supplemented with 50% matrigel (Corning, Inc) were implanted subcutaneously in the right flank region of the mouse. Tumor size and body weight were measured on designated days. Tumor size was measured with an electronic caliper and tumor volume was calculated as the product of length * width² * 0.5. Mice were randomized by tumor size into treatment groups when tumor volume reached about 200 mm³ and Compound 5 was administered orally (BID) at determined doses.

[0257] For PDX models, primary human tumor xenograft model LU2503 tumors were grown in stock mice. Tumor fragments (2-3 mm in diameter) were harvested from stock mice and inoculated into the right front back of each female BALB/c nude mice for tumor development. Tumor size and body weight were measured on designated days. Tumor size was measured with an electronic caliper and tumor volume was calculated as the product of length * width² * 0.5. Mice were randomized by tumor size into treatment groups when tumor volume reached about 200 mm³ and Compound 5 was administered orally (BID) at determined doses.

Antitumor Efficacy of Compound 5 in Xenograft Tumor Models

[0258] The antitumor efficacy of Compound 5 was evaluated in several tumor xenograft models representing cancer populations in which dysregulation of RET is implicated.

TT Thyroid Medullary Carcinoma Model

[0259] The C634W mutation of RET in TT cells underlies the molecular mechanism for tumor growth. SCID/Beige mice bearing TT tumors (at the average tumor size of around 200 mm³) were dosed with Compound 5 orally BID for 27 days (FIG. 4A). The control group of mice were given vehicle only. Tumor volume (TMV) was measured by caliper on the indicated days and is shown at mean \pm sem in FIG. 4A. The mean TMVs are significantly lower in the treated groups compared to that of the control group ($p < 0.0001$) as determined by two-way repeated ANOVA followed by post hoc analysis. Tumor growth inhibition (TGI) was calculated as $100\% \cdot \{1 - [(TMV_{\text{Treated Last Day of Treatment}} - TMV_{\text{Treated First Day of Treatment}}) / (TMV_{\text{Control on Last Day of Treatment}} - TMV_{\text{Control on First Day of Treatment}})]\}$ when $TMV_{\text{Treated Last Day of Treatment}} \geq TMV_{\text{Treated First Day of Treatment}}$. In the case of $TMV_{\text{Treated Last Day of Treatment}} < TMV_{\text{Treated First Day of Treatment}}$, tumor regression (REG) was calculated as $100\% \cdot (1 - TMV_{\text{Treated Last Day of Treatment}} / TMV_{\text{Treated First Day of Treatment}})$. In this study, Compound 5 demonstrated the ability to induce tumor regression of 27% and 35% at the dose of 2 mg/kg BID and 5 mg/kg BID, respectively. Tumor size was reduced in 10 out of 10 mice treated with Compound 5 at both dose levels. Body weight of the mice were measured on the designated days of the mice as shown in FIG. 4B. No body weight loss or overt abnormality was observed at either dose levels.

[0260] Inhibition of the growth of BaF3 KIF5B-RET WT tumors and BaF3 KIF5B-RET G810R tumors following oral administration of Compound 5

[0261] In the BaF3 KIF5B-RET WT and BaF3 KIF5B-RET G810R xenograft tumor models, the growth of tumor is presumably dependent on the ectopic RET activity. SCID/Beige mice bearing BaF3 KIF5B-RET WT tumors (with average tumor size of ~210 mm³) were dosed with Compound 5 orally BID for 10 days (FIG. 5A). The control group of mice were given vehicle only. Tumor volume (TMV) was measured by caliper on the indicated days and is shown at mean \pm sem in FIG. 5A. The mean TMVs are lower in the groups treated with compound 5 at 1 mg/kg BID ($p > 0.05$) and 5 mg/kg BID ($p < 0.0001$) compared to that of the control group as determined by two-way repeated ANOVA followed by post hoc analysis. Compound 5 demonstrated the ability to inhibit tumor growth at 21% at the dose of 1 mg/kg BID. Compound 5 treatment at 5 mg/kg BID resulted in a tumor regression of 63%, with tumor size reduction in 9 out of 10 mice. Body weight of the mice were measured on the designated days of the mice as shown in FIG. 5B. No body weight loss or overt abnormality was observed in compound 5 treatment groups. SCID/Beige mice bearing BaF3 KIF5B-RET G810R tumors (with average tumor size of ~170 mm³) were dosed with Compound 5 orally BID for 14 days (FIG. 6A). The control group of mice were given vehicle only. Tumor volume (TMV) was measured by caliper on the indicated days and is shown at mean \pm sem in FIG. 6A. The mean TMVs are lower in the groups treated with compound 5 at 1 mg/kg BID ($p > 0.05$), 5 mg/kg BID ($p < 0.0001$) and 10 mg/kg BID ($p < 0.0001$) compared to that of the control group as determined by two-way ANOVA followed by post hoc analysis. Compound 5 treatment at 1 mg/kg BID inhibited tumor growth with a TGI of 22%. Compound 5 treatment at 5 mg/kg BID resulted in a tumor regression of 39%, with tumor size reduction in 9 out of 10 mice. Compound 5 treatment at 10 mg/kg BID resulted in complete tumor regression in 9 out of 9 mice. Body weight of the mice were measured on the designated days of the mice as shown in FIG. 6B. No body weight loss or overt abnormality was observed in compound 5 treatment groups during the treatment period.

CR1520 Patient Derived Xenograft (PDX) Colorectal Cancer Model

[0262] The CR1520 is a PDX model derived from a colorectal cancer patient harboring the *NCOA4-RET* fusion gene. Treating mice bearing CR1520 tumors with Compound 5 at 1 mg/kg BID for 21 days resulted inhibited tumor growth with a TGI of 63%, with tumors grew from 187 mm³ to 872 mm³. For comparison, the tumors grew from 187 mm³ to 2044 mm³ in the vehicle treated group (FIG. 7A). Treating mice bearing CR1520 tumors with Compound 5 at 5 mg/kg BID for 21 days resulted a tumor regression from 187 mm³ to 138 mm³, corresponding to a 26% tumor regression (FIG. 7A). No body weight loss was observed after 21 days of BID treatment with Compound 5 at 1 mg/kg BID or 5 mg/kg BID (FIG. 7B).

CTG-0838 Patient Derived Xenograft (PDX) NSCLC Model

[0263] The CTG-0838 is a PDX model derived from a non-small cell lung cancer patient harboring the *KIF5B-RET* fusion gene. Treating mice bearing CTG-0838 tumors with Compound 5 at 1 mg/kg BID and 2 mg/kg BID for 10 days resulted inhibited tumor growth with a TGI of 71% and 76%, respectively (FIG. 8A). Treating mice bearing CTG-0838 tumors with Compound 5 at 5 mg/kg BID for 10 days resulted a tumor regression from 197 mm³ to 174 mm³, corresponding to a 12% tumor regression (FIG. 8A). No body weight loss was observed after 10 days of BID treatment with Compound 5 at the 1, 2 or 5 mg/kg BID (FIG. 8B).

REFERENCES CITED IN THE DESCRIPTION

Cited references

This list of references cited by the applicant is for the reader's convenience only. It does not form part of the European patent document. Even though great care has been taken in compiling the references, errors or omissions cannot be excluded and the EPO disclaims all liability in this regard.

Patent documents cited in the description

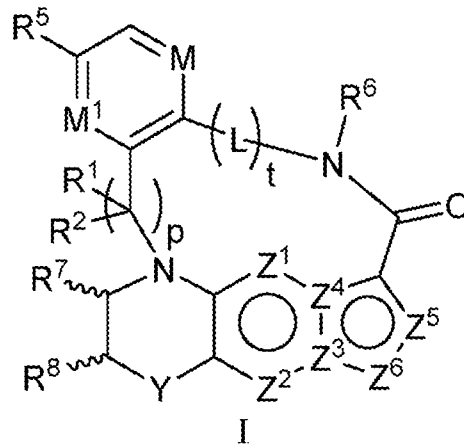
- [WO2015112806A2](#) [\[0004\]](#)

Non-patent literature cited in the description

- [MANNING G. et al.](#) *Science*, 2002, vol. 298, 1912-1934 [\[0002\]](#)
- [BERNDT N. et al.](#) *Curr. Opin. Chem. Biol.*, 2017, vol. 39, 126-132 [\[0002\]](#)
- [TAKAHASHI, M. et al.](#) *Cell*, 1985, vol. 42, 581-588 [\[0002\]](#)
- [PACHNIS, V. et al.](#) *Development*, 1993, vol. 119, 1005-1017 [\[0002\]](#)
- [SCHUCHARDT, A. et al.](#) *Nature*, 1994, vol. 367, 380-383 [\[0002\]](#)
- [MULLIGAN, LM.](#) *Nat Rev Cancer.*, 2014, vol. 14, 3173-86 [\[0002\]](#) [\[0003\]](#)
- [GRIECO, M. et al.](#) *Cell*, 1990, vol. 60, 4557-63 [\[0003\]](#)
- [DRILON A et al.](#) *Nat Rev Clin Oncol.*, 2017, [\[0003\]](#)
- [GAINOR JFSHAW AT](#) *Oncologist.*, 2013, vol. 18, 7865-75 [\[0003\]](#)
- [DRILON, A.](#) *Nat Rev Clin Oncol.*, 2017, [\[0003\]](#)
- [DAS TKCAGAN RL](#) *Cell Rep.*, 2017, vol. 20, 102368-2383 [\[0003\]](#)
- [LIU Z et al.](#) *J. Clin. Endocrinol. Metab.*, 2004, vol. 89, 3503-3509 [\[0003\]](#)
- [LOUDON](#) *Organic Chemistry Oxford University Press* 20020000360-3611084-1085 [\[0065\]](#)
- [SMITHMARCH](#) *March's Advanced Organic Chemistry: Reactions, Mechanisms, and Structure Wiley-Interscience* 20010000 [\[0085\]](#)
- [S.M. BERGE et al.](#) *Pharmaceutical Salts J. Pharm. Sci.*, 1977, vol. 66, 1-19 [\[0090\]](#)
- *Remington's Pharmaceutical Sciences Mack Publishing Company* 19850000 [\[0091\]](#)
- *Design of Prodrugs Elsevier* 19850000 [\[0093\]](#)
- [BERTOLINI et al.](#) *J. Med. Chem.*, 1997, vol. 40, 2011-2016 [\[0094\]](#)
- [SHAN et al.](#) *J. Pharm. Sci.*, 1997, vol. 86, 7765-767 [\[0094\]](#)
- [BAGSHAW](#) *Drug Dev. Res.*, 1995, vol. 34, 220-230 [\[0094\]](#)
- [BODOR](#) *Adv. Drug Res.*, 1984, vol. 13, 255-331 [\[0094\]](#)
- [BUNDGAARD](#) *Design of Prodrugs Elsevier Press* 19850000 [\[0094\]](#)
- [LARSEN et al.](#) *Design and Application of Prodrugs, Drug Design and Development Harwood Academic Publishers* 19910000 [\[0094\]](#)
- [ANASTASSIADIS T et al.](#) *Nat Biotechnol.*, 2011, vol. 29, 1039- [\[0246\]](#)

PATENTKRAV

1. Forbindelse med formlen I



hvor

5 hver L uafhængigt er $-C(R^1)(R^2)-$ eller X; forudsat, når t er 1, L så er $-C(R^1)(R^2)-$;

X er O, S, $S(O)$ eller $S(O)_2$;

hver R^1 og R^2 uafhængigt er H, deuterium, halogen, C_1-C_6 -alkyl, C_2-C_6 -alkenyl, C_2-C_6 -alkynyl, C_3-C_6 -cycloalkyl, 3- til 7-leddet heterocycloalkyl, C_6-C_{10} -aryl, eller mono- eller bicyklisk heteroaryl, $-OR^a$, $-OC(O)R^a$, $-OC(O)R^a$, $-OC(O)NR^aR^b$, -

10 $OS(O)R^a$, $-OS(O)_2R^a$, $-SR^a$, $-S(O)R^a$, $-S(O)_2R^a$, $-S(O)NR^aR^b$, $-S(O)_2NR^aR^b$, $-OS(O)NR^aR^b$, $-OS(O)_2NR^aR^b$, $-NR^aR^b$, $-NR^aC(O)R^b$, $-NR^aC(O)OR^b$, -

$NR^aC(O)NR^aR^b$, $-NR^aS(O)R^b$, $-NR^aS(O)_2R^b$, $-NR^aS(O)NR^aR^b$, $-NR^aS(O)_2NR^aR^b$, -

$C(O)R^a$, $-C(O)OR^a$, $-C(O)NR^aR^b$, $-PR^aR^b$, $-P(O)R^aR^b$, $-P(O)_2R^aR^b$, $-P(O)NR^aR^b$, -

15 $P(O)_2NR^aR^b$, $-P(O)OR^a$, $-P(O)_2OR^a$ -CN eller $-NO_2$, eller R^1 og R^2 taget sammen

med det eller de carboner, hvortil de er bundet, danner et C_3-C_6 -cycloalkyl eller et 4- til 6-leddet heterocycloalkyl, hvor hvert hydrogenatom i C_1-C_6 -alkyl, C_2-C_6 -alkenyl, C_2-C_6 -alkynyl, C_3-C_6 -cycloalkyl, 3- til 7-leddet heterocycloalkyl, C_6-C_{10} -aryl, mono- eller bicyklisk heteroaryl, 4- til 6-leddet heterocycloalkyl uafhængigt er

eventuelt substitueret med deuterium, halogen, C_1-C_6 -alkyl, C_1-C_6 -haloalkyl, C_3-

20 C_6 -cycloalkyl, 3- til 7-leddet heterocycloalkyl, $-OR^e$, $-OC(O)R^e$, $-OC(O)NR^eR^f$, -

$OC(=N)NR^eR^f$, $-OS(O)R^e$, $-OS(O)_2R^e$, $-OS(O)NR^eR^f$, $-OS(O)_2NR^eR^f$, $-SR^e$, $-S(O)R^e$,

$-S(O)_2R^e$, $-S(O)NR^eR^f$, $-S(O)_2NR^eR^f$, $-NR^eR^f$, $-NR^eC(O)R^f$, $-NR^eC(O)OR^f$, -

$NR^eC(O)NR^eR^f$, $-NR^eS(O)R^f$, $-NR^eS(O)_2R^f$, $-NR^eS(O)NR^eR^f$, $-NR^eS(O)_2NR^eR^f$, -

$C(O)R^e$, $-C(O)OR^e$, $-C(O)NR^eR^f$, $-PR^eR^f$, $-P(O)R^eR^f$, $-P(O)_2R^eR^f$, $-P(O)NR^eR^f$, $-P(O)_2NR^eR^f$, $-P(O)OR^e$, $-P(O)_2OR^e$, $-CN$ eller $-NO_2$;

M er CR^3 eller N;

M^1 er CR^4 ;

- 5 hver R^3 , R^4 og R^5 uafhængigt er hydrogen, deuterium, halogen, $-OR^c$, $-OC(O)R^c$, $-OC(O)NR^cR^d$, $-OC(=N)NR^cR^d$, $-OS(O)R^c$, $-OS(O)_2R^c$, $-OS(O)NR^cR^d$, $-OS(O)_2NR^cR^d$, $-SR^c$, $-S(O)R^c$, $-S(O)_2R^c$, $-S(O)NR^cR^d$, $-S(O)_2NR^cR^d$, $-NR^cR^d$, $-NR^cC(O)R^d$, $-NR^cC(O)OR^d$, $-NR^cC(O)NR^cR^d$, $-NR^cC(=N)NR^cR^d$, $-NR^cS(O)R^d$, $-NR^cS(O)_2R^d$, $-NR^cS(O)NR^cR^d$, $-NR^cS(O)_2NR^cR^d$, $-C(O)R^c$, $-C(O)OR^c$, $-C(O)NR^cR^d$,
- 10 $-C(=N)NR^cR^d$, $-PR^cR^d$, $-P(O)R^cR^d$, $-P(O)_2R^cR^d$, $-P(O)NR^cR^d$, $-P(O)_2NR^cR^d$, $-P(O)OR^c$, $-P(O)_2OR^c$, $-CN$, $-NO_2$, C_1 - C_6 -alkyl, C_2 - C_6 -alkenyl, C_2 - C_6 -alkynyl, C_3 - C_6 -cycloalkyl, 3- til 7-leddet heterocycloalkyl, C_6 - C_{10} -aryl eller mono- eller bicyklisk heteroaryl, eller R^4 og R^5 taget sammen med den ring, hvortil de er bundet, danner et C_5 - C_8 -cycloalkyl, eller et 5- til 8-leddet heterocycloalkyl, hvor hvert
- 15 hydrogenatom i C_1 - C_6 -alkyl, C_2 - C_6 -alkenyl, C_2 - C_6 -alkynyl, C_3 - C_6 -cycloalkyl, 3- til 7-leddet heterocycloalkyl, C_6 - C_{10} -aryl, mono- eller bicyklisk heteroaryl, C_5 - C_8 -cycloalkyl, eller 5- til 8-leddet heterocycloalkyl uafhængigt er eventuelt substitueret med deuterium, halogen, C_1 - C_6 -alkyl, C_1 - C_6 -haloalkyl, $-OR^e$, $-OC(O)R^e$, $-OC(O)NR^eR^f$, $-OC(=N)NR^eR^f$, $-OS(O)R^e$, $-OS(O)_2R^e$, $-OS(O)NR^eR^f$, $-OS(O)_2NR^eR^f$,
- 20 $-SR^e$, $-S(O)R^e$, $-S(O)_2R^e$, $-S(O)NR^eR^f$, $-S(O)_2NR^eR^f$, $-NR^eR^f$, $-NR^eC(O)R^f$, $-NR^eC(O)OR^f$, $-NR^eC(O)NR^eR^f$, $-NR^eS(O)R^f$, $-NR^eS(O)_2R^f$, $-NR^eS(O)NR^eR^f$, $-NR^eS(O)_2NR^eR^f$, $-C(O)R^e$, $-C(O)OR^e$, $-C(O)NR^eR^f$, $-PR^eR^f$, $-P(O)R^eR^f$, $-P(O)_2R^eR^f$, $-P(O)NR^eR^f$, $-P(O)_2NR^eR^f$, $-P(O)OR^e$, $-P(O)_2OR^e$, $-CN$ eller $-NO_2$;
- R^6 er H, deuterium, C_1 - C_6 -alkyl, C_2 - C_6 -alkenyl, C_2 - C_6 -alkynyl, C_3 - C_6 -cycloalkyl, 3-
- 25 til 7-leddet heterocycloalkyl, C_6 - C_{10} -aryl eller mono- eller bicyklisk heteroaryl, hvor hvert hydrogenatom i C_1 - C_6 -alkyl, C_2 - C_6 -alkenyl, C_2 - C_6 -alkynyl, C_3 - C_6 -cycloalkyl, 3- til 7-leddet heterocycloalkyl, C_6 - C_{10} -aryl, eller mono- eller bicyklisk heteroaryl uafhængigt er eventuelt substitueret med deuterium, halogen, C_3 - C_6 -cycloalkyl, eller 5- til 7-leddet heterocycloalkyl, $-OR^e$, $-OC(O)R^e$, $-OC(O)NR^eR^f$,
- 30 $-OC(=N)NR^eR^f$, $-OS(O)R^e$, $-OS(O)_2R^e$, $-OS(O)NR^eR^f$, $-OS(O)_2NR^eR^f$, $-SR^e$, $-S(O)R^e$, $-S(O)_2R^e$, $-S(O)NR^eR^f$, $-S(O)_2NR^eR^f$, $-NR^eR^f$, $-NR^eC(O)R^f$, $-NR^eC(O)OR^f$,

$\text{NR}^e\text{C}(\text{O})\text{NR}^e\text{R}^f$, $-\text{NR}^e\text{S}(\text{O})\text{R}^f$, $-\text{NR}^e\text{S}(\text{O})_2\text{R}^f$, $-\text{NR}^e\text{S}(\text{O})\text{NR}^e\text{R}^f$, $-\text{NR}^e\text{S}(\text{O})_2\text{NR}^e\text{R}^f$, $-\text{C}(\text{O})\text{R}^e$, $-\text{C}(\text{O})\text{OR}^e$, $-\text{C}(\text{O})\text{NR}^e\text{R}^f$, $-\text{PR}^e\text{R}^f$, $-\text{P}(\text{O})\text{R}^e\text{R}^f$, $-\text{P}(\text{O})_2\text{R}^e\text{R}^f$, $-\text{P}(\text{O})\text{NR}^e\text{R}^f$, $-\text{P}(\text{O})_2\text{NR}^e\text{R}^f$, $-\text{P}(\text{O})\text{OR}^e$, $-\text{P}(\text{O})_2\text{OR}^e$, $-\text{CN}$ eller $-\text{NO}_2$;

R^7 og R^8 kombineres for at danne et C_3 - C_7 -cycloalkyl, et 5- til 8-leddet

- 5 heterocycloalkyl, C_6 - C_{10} -aryl eller 5- til 7-leddet heteroaryl; hvor hvert hydrogenatom i C_3 - C_7 -cycloalkyl, et 5- til 8-leddet heterocycloalkyl, C_6 - C_{10} -aryl, eller 5- til 7-leddet heteroaryl uafhængigt er eventuelt substitueret med deuterium, halogen, $-\text{OR}^e$, $-\text{OC}(\text{O})\text{R}^e$, $-\text{OC}(\text{O})\text{NR}^e\text{R}^f$, $-\text{OC}(=\text{N})\text{NR}^e\text{R}^f$, $-\text{OS}(\text{O})\text{R}^e$, $-\text{OS}(\text{O})_2\text{R}^e$, $-\text{OS}(\text{O})\text{NR}^e\text{R}^f$, $-\text{OS}(\text{O})_2\text{NR}^e\text{R}^f$, $-\text{SR}^e$, $-\text{S}(\text{O})\text{R}^e$, $-\text{S}(\text{O})_2\text{R}^e$, $-\text{S}(\text{O})\text{NR}^e\text{R}^f$, $-\text{S}(\text{O})_2\text{NR}^e\text{R}^f$, $-\text{NR}^e\text{R}^f$, $-\text{NR}^e\text{C}(\text{O})\text{R}^f$, $-\text{NR}^e\text{C}(\text{O})\text{OR}^f$, $-\text{NR}^e\text{C}(\text{O})\text{NR}^e\text{R}^f$, $-\text{NR}^e\text{S}(\text{O})\text{R}^f$, $-\text{NR}^e\text{S}(\text{O})_2\text{R}^f$, $-\text{NR}^e\text{S}(\text{O})\text{NR}^e\text{R}^f$, $-\text{NR}^e\text{S}(\text{O})_2\text{NR}^e\text{R}^f$, $-\text{C}(\text{O})\text{R}^e$, $-\text{C}(\text{O})\text{OR}^e$, $-\text{C}(\text{O})\text{NR}^e\text{R}^f$, $-\text{PR}^e\text{R}^f$, $-\text{P}(\text{O})\text{R}^e\text{R}^f$, $-\text{P}(\text{O})_2\text{R}^e\text{R}^f$, $-\text{P}(\text{O})\text{NR}^e\text{R}^f$, $-\text{P}(\text{O})_2\text{NR}^e\text{R}^f$, $-\text{P}(\text{O})\text{OR}^e$, $-\text{P}(\text{O})_2\text{OR}^e$, $-\text{CN}$ eller $-\text{NO}_2$;
- 10

Y er O, S, NR^9 eller CR^9R^{10} ;

- 15 R^9 og R^{10} hver uafhængigt er H, deuterium, halogen, C_1 - C_6 -alkyl, C_2 - C_6 -alkenyl, C_2 - C_6 -alkynyl, C_3 - C_6 -cycloalkyl, 3- til 7-leddet heterocycloalkyl, C_6 - C_{10} -aryl eller mono- eller bicyklisk heteroaryl, hvor hvert hydrogenatom i C_1 - C_6 -alkyl, C_2 - C_6 -alkenyl, C_2 - C_6 -alkynyl, C_3 - C_6 -cycloalkyl, 3- til 7-leddet heterocycloalkyl, C_6 - C_{10} -aryl, eller mono- eller bicyklisk heteroaryl er eventuelt substitueret med et halogen,
- 20 $-\text{OR}^e$, $-\text{OC}(\text{O})\text{R}^e$, $-\text{OC}(\text{O})\text{NR}^e\text{R}^f$, $-\text{OC}(=\text{N})\text{NR}^e\text{R}^f$, $-\text{OS}(\text{O})\text{R}^e$, $-\text{OS}(\text{O})_2\text{R}^e$, $-\text{OS}(\text{O})\text{NR}^e\text{R}^f$, $-\text{OS}(\text{O})_2\text{NR}^e\text{R}^f$, $-\text{SR}^e$, $-\text{S}(\text{O})\text{R}^e$, $-\text{S}(\text{O})_2\text{R}^e$, $-\text{S}(\text{O})\text{NR}^e\text{R}^f$, $-\text{S}(\text{O})_2\text{NR}^e\text{R}^f$, $-\text{NR}^e\text{R}^f$, $-\text{NR}^e\text{C}(\text{O})\text{R}^f$, $-\text{NR}^e\text{C}(\text{O})\text{OR}^f$, $-\text{NR}^e\text{C}(\text{O})\text{NR}^e\text{R}^f$, $-\text{NR}^e\text{S}(\text{O})\text{R}^f$, $-\text{NR}^e\text{S}(\text{O})_2\text{R}^f$, $-\text{NR}^e\text{S}(\text{O})\text{NR}^e\text{R}^f$, $-\text{NR}^e\text{S}(\text{O})_2\text{NR}^e\text{R}^f$, $-\text{C}(\text{O})\text{R}^e$, $-\text{C}(\text{O})\text{OR}^e$, $-\text{C}(\text{O})\text{NR}^e\text{R}^f$, $-\text{PR}^e\text{R}^f$, $-\text{P}(\text{O})\text{R}^e\text{R}^f$, $-\text{P}(\text{O})_2\text{R}^e\text{R}^f$, $-\text{P}(\text{O})\text{NR}^e\text{R}^f$, $-\text{P}(\text{O})_2\text{NR}^e\text{R}^f$, $-\text{P}(\text{O})\text{OR}^e$ eller $-\text{P}(\text{O})_2\text{OR}^e$;

- 25 hver R^a , R^b , R^c , R^d , R^e og R^f uafhængigt er valgt fra gruppen bestående af H, deuterium, C_1 - C_6 -alkyl, C_2 - C_6 -alkenyl, C_2 - C_6 -alkynyl, C_3 - C_6 -cycloalkyl, 3- til 7-leddet heterocycloalkyl, C_6 - C_{10} -aryl, 5- til 7-leddet heteroaryl;

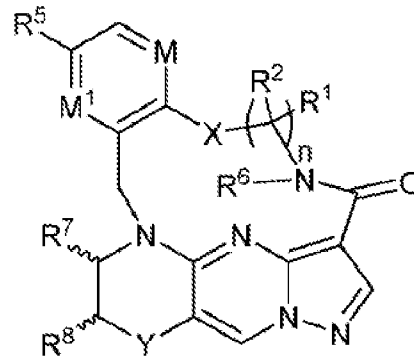
hver af Z^1 , Z^2 , Z^3 , Z^4 , Z^5 og Z^6 uafhængigt er N, NH, C eller CH;

p er 1, 2, 3 eller 4; og

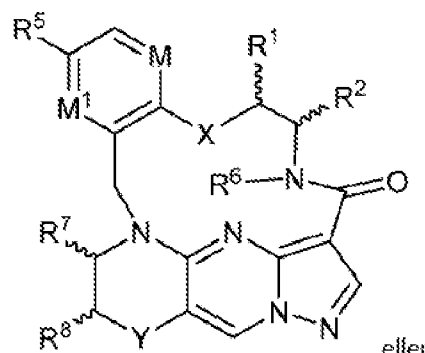
- 30 t er 1, 2, 3, 4 eller 5;

eller et farmaceutisk acceptabelt salt deraf.

2. Forbindelse ifølge krav 1 med formlen III, IV eller V

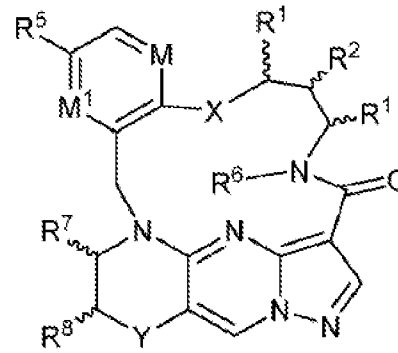


III



IV

eller



V

5 eller et farmaceutisk acceptabelt salt deraf.

3. Forbindelse ifølge et hvilket som helst af de foregående krav, eller et farmaceutisk acceptabelt salt deraf, hvor Y er O.

4. Forbindelse ifølge et hvilket som helst af de foregående krav, eller et farmaceutisk acceptabelt salt deraf, hvor M er CR³.

10 5. Forbindelse ifølge et hvilket som helst af de foregående krav, eller et farmaceutisk acceptabelt salt deraf, hvor R³ er H, deuterium, C₁-C₆-alkyl eller halogen; eller

hvor R³ er H eller F; eller

hvor M er N.

15 6. Forbindelse ifølge et hvilket som helst af de foregående krav, eller et farmaceutisk acceptabelt salt deraf, hvor R⁴ er H, deuterium, C₁-C₆-alkyl eller halogen; eller

hvor R^4 er H eller Cl; eller

hvor R^5 er F.

7. Forbindelse ifølge et hvilket som helst af de foregående krav, eller et farmaceutisk acceptabelt salt deraf, hvor R^2 er H; eller

5 hvor R^1 er H; eller

hvor R^1 er C_1 - C_6 -alkyl.

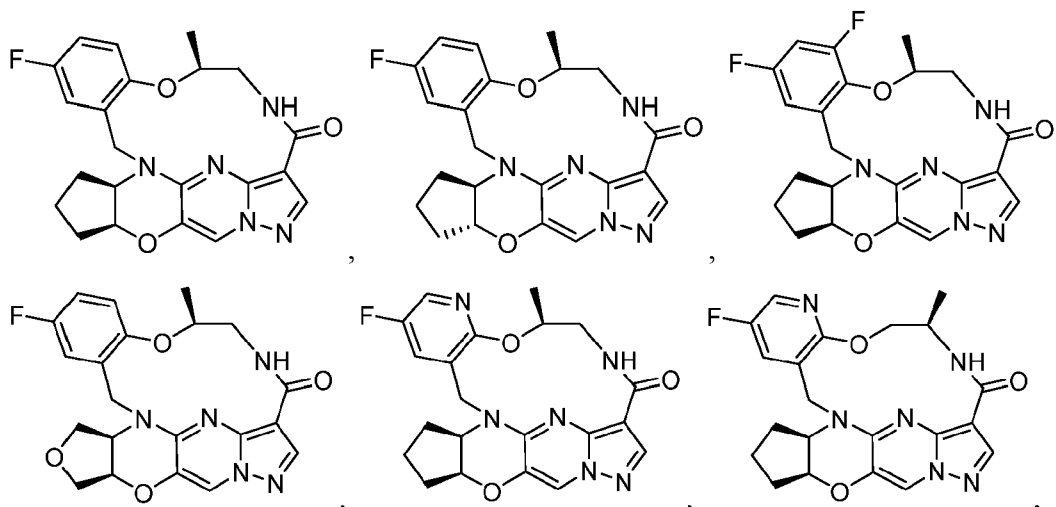
8. Forbindelse ifølge et hvilket som helst af kravene 1 til 6, eller et farmaceutisk acceptabelt salt deraf, hvor R^1 er H, og R^2 er C_1 - C_6 -alkyl; eller R^1 er C_1 - C_6 -alkyl, og R^2 er H; eller R^1 er H eller C_1 - C_6 -alkyl, og R^2 er H; eller R^1 er H, og
10 R^2 er C_3 - C_7 -cycloalkyl; eller R^1 er C_3 - C_7 -cycloalkyl, og R^2 er H.

9. Forbindelse ifølge et hvilket som helst af de foregående krav, eller et farmaceutisk acceptabelt salt deraf, hvor R^7 og R^8 kombineres for at danne en tetrahydrofuranring; eller

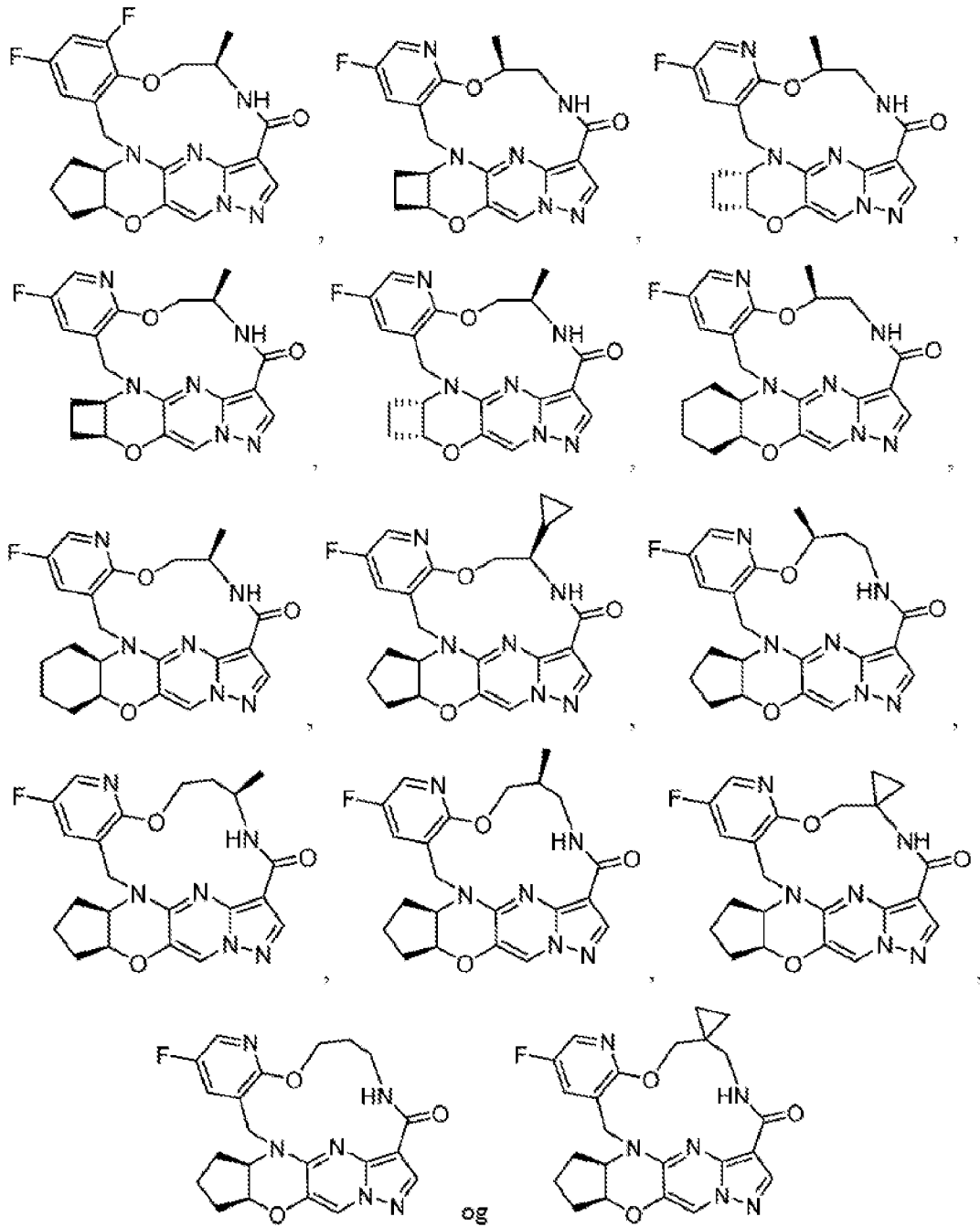
hvor R^7 og R^8 kombineres for at danne en cyclobutanring, cyclopentanring
15 eller cyclohexanring.

10. Forbindelse ifølge et hvilket som helst af de foregående krav, eller et farmaceutisk acceptabelt salt deraf, hvor X er O.

11. Forbindelse ifølge krav 1, valgt fra gruppen bestående af



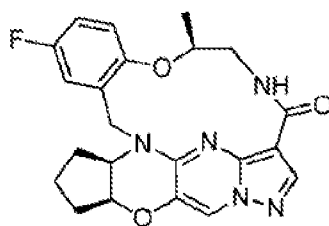
6



5

eller et farmaceutisk acceptabelt salt deraf.

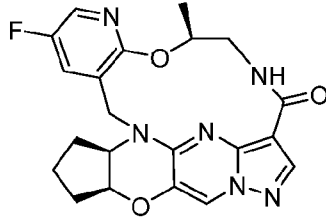
12. Forbindelse ifølge krav 1 med formlen



7

eller et farmaceutisk acceptabelt salt deraf.

13. Forbindelse ifølge krav 1 med formlen



eller et farmaceutisk acceptabelt salt deraf.

5 **14.** Farmaceutisk sammensætning omfattende en forbindelse ifølge et hvilket som helst af de foregående krav, eller et farmaceutisk acceptabelt salt deraf, og eventuelt mindst én fortynder, bærer eller excipients.

10 **15.** Forbindelse ifølge et hvilket som helst af kravene 1 til 13, eller farmaceutisk sammensætning ifølge krav 14, til anvendelse i behandling af cancer hos en patient.

DRAWINGS

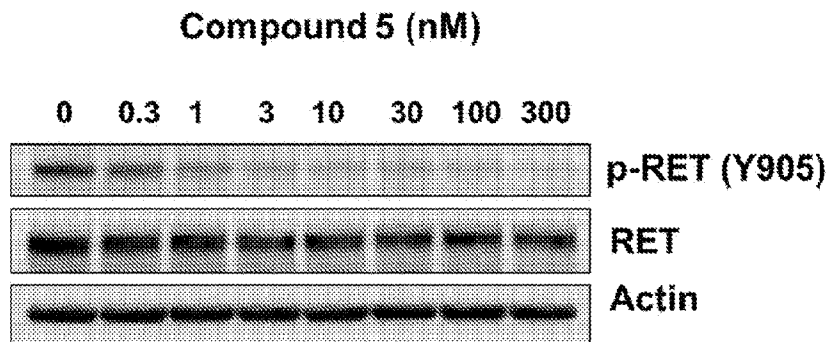


FIG. 1

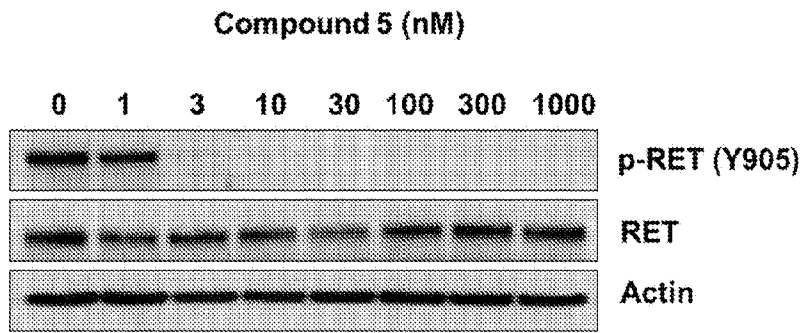
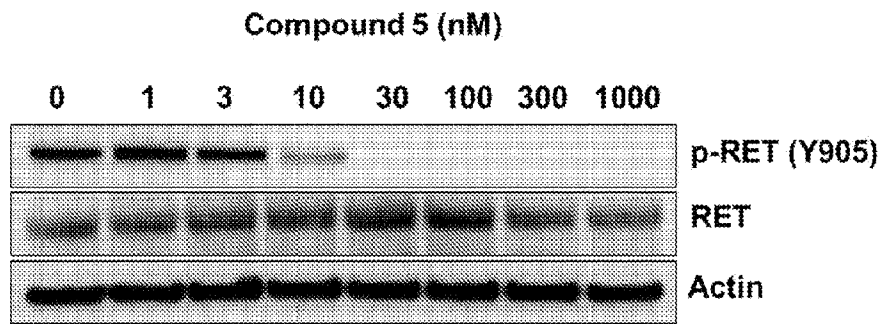


FIG. 2

**FIG. 3**

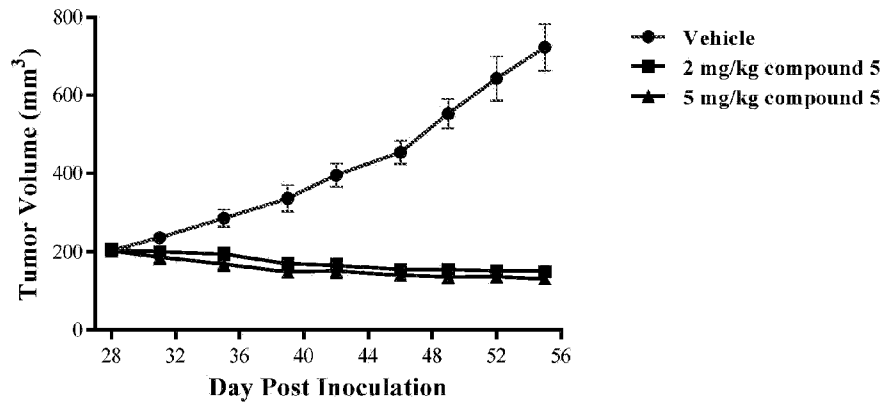


FIG. 4A

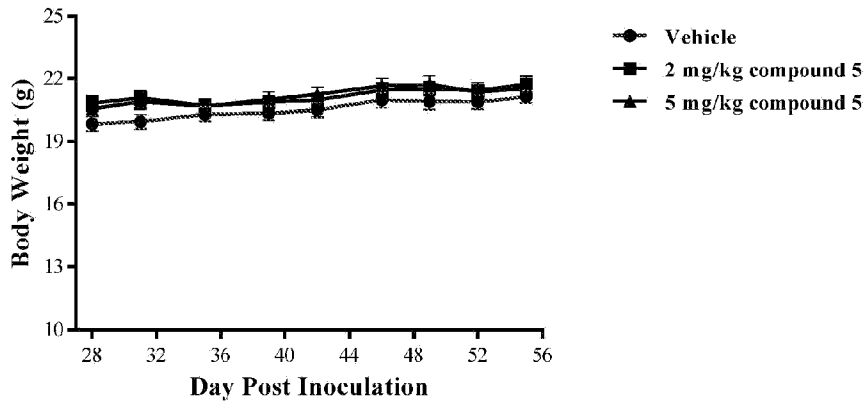


FIG. 4B

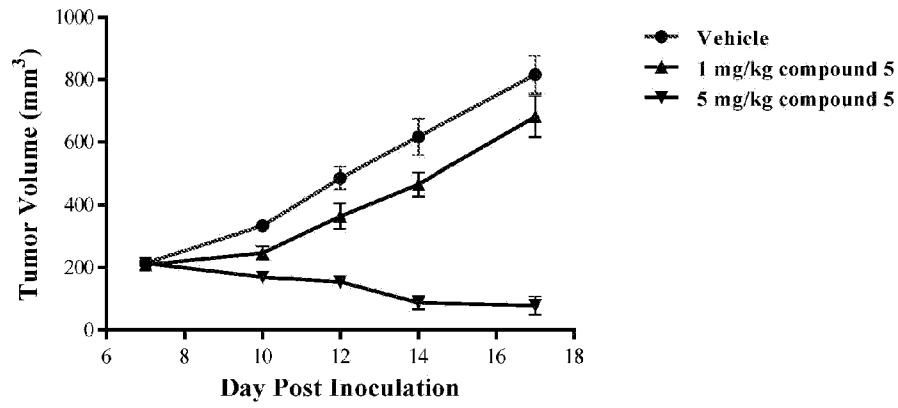


FIG. 5A

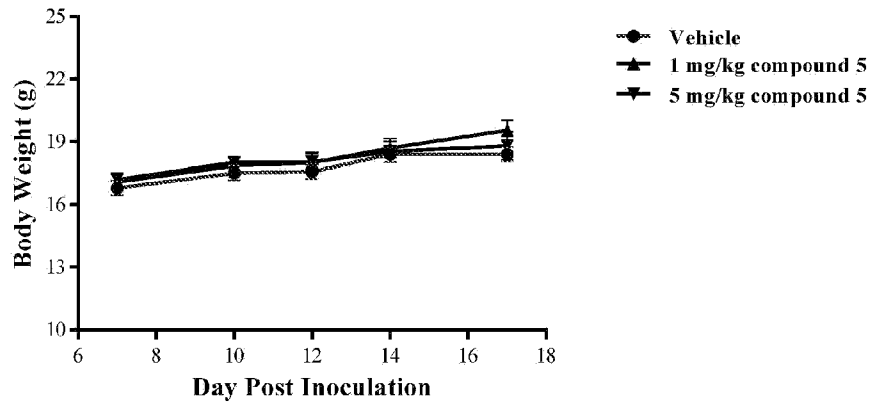


FIG. 5B

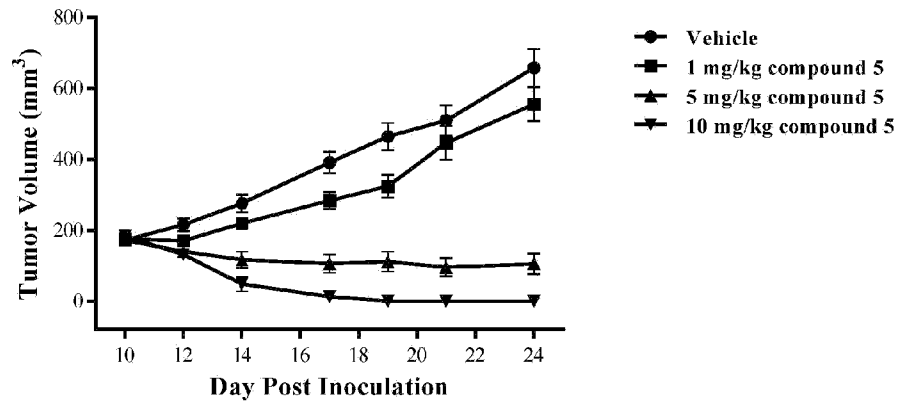


FIG. 6A

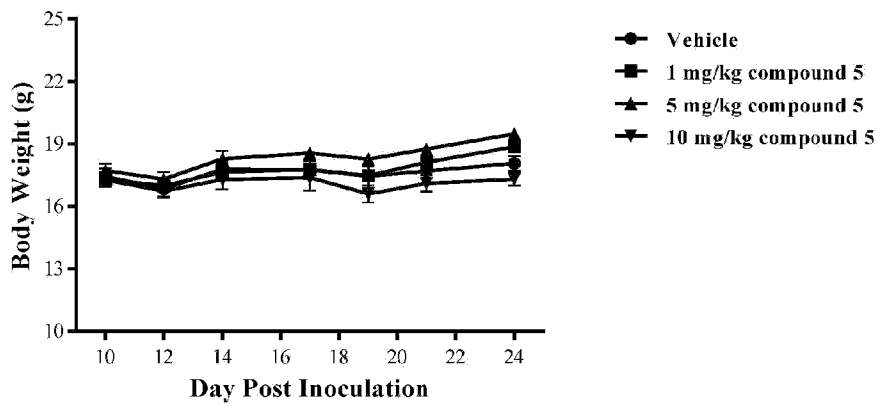


FIG. 6B

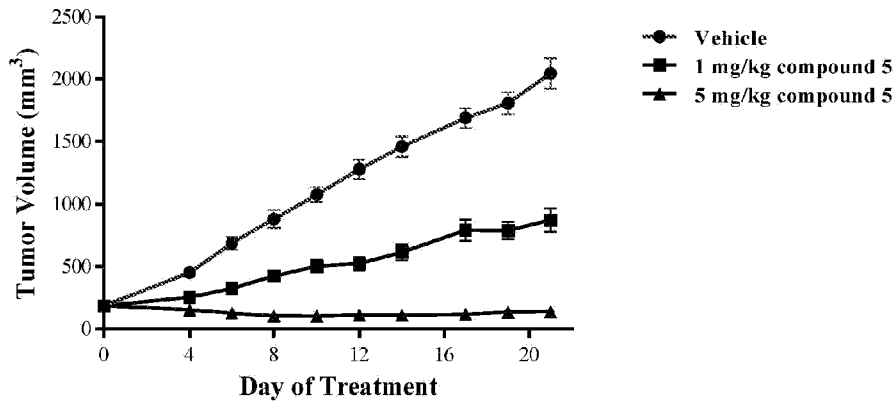


FIG. 7A

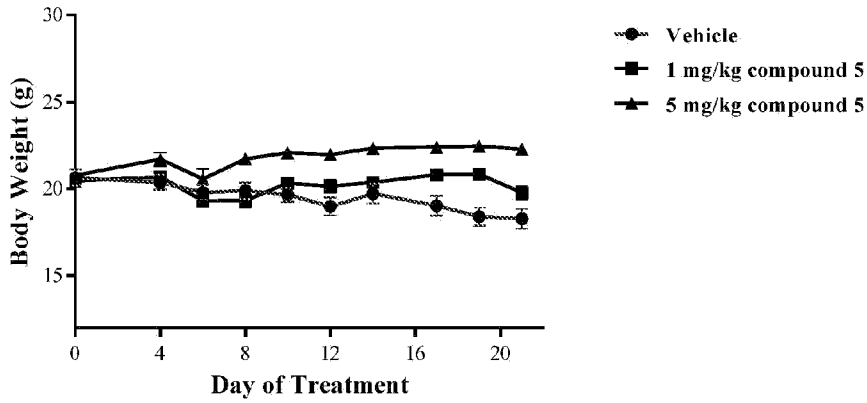


FIG. 7B

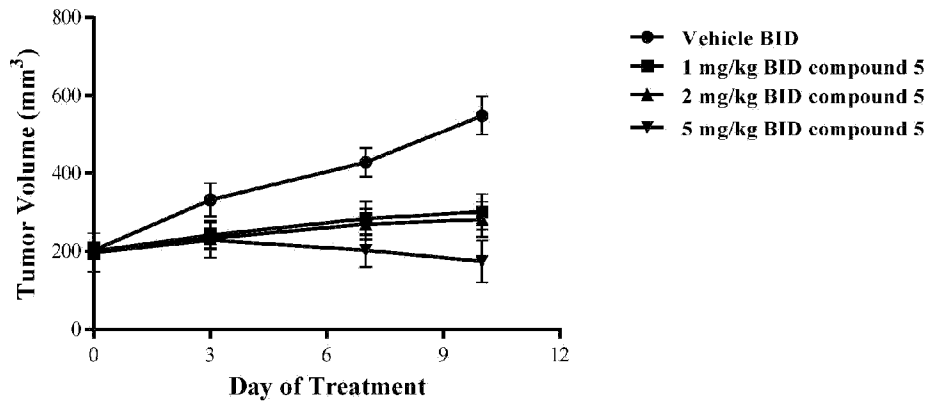


FIG. 8A

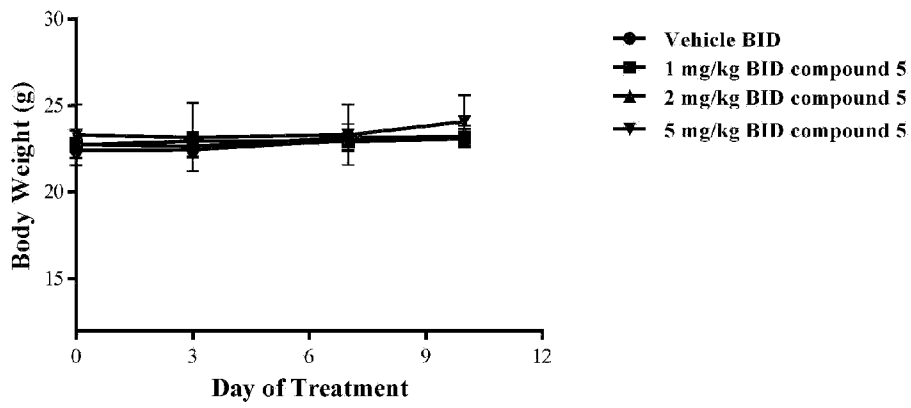


FIG. 8B