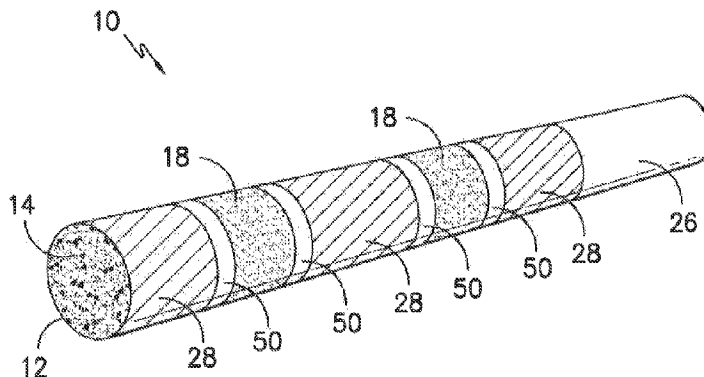




(86) Date de dépôt PCT/PCT Filing Date: 2013/10/11
 (87) Date publication PCT/PCT Publication Date: 2014/04/17
 (45) Date de délivrance/Issue Date: 2021/07/06
 (85) Entrée phase nationale/National Entry: 2015/04/10
 (86) N° demande PCT/PCT Application No.: US 2013/064560
 (87) N° publication PCT/PCT Publication No.: 2014/059286
 (30) Priorités/Priorities: 2012/10/11 (US61/712,621);
 2013/03/14 (US61/783,632)

(51) Cl.Int./Int.Cl. *A24D 1/02* (2006.01)
 (72) Inventeurs/Inventors:
 SNOW, LARRY D., US;
 MONGEON, FRANCOIS G., US;
 KRAKER, THOMAS A., US
 (73) Propriétaire/Owner:
 SCHWEITZER-MAUDUIT INTERNATIONAL, INC., US
 (74) Agent: GOWLING WLG (CANADA) LLP

(54) Titre : CAPE PRESENTANT DES CARACTERISTIQUES DE PROPENSION A LA COMBUSTION REDUITES
 (54) Title: WRAPPER HAVING REDUCED IGNITION PROCLIVITY CHARACTERISTICS



(57) **Abrégé/Abstract:**

Wrappers for smoking articles are disclosed having reduced ignition proclivity characteristics. The wrappers include discrete areas treated with a reduced ignition composition. In accordance with the present disclosure, the amount of burn promoting agents is controlled over the surface of the wrapper. A wrapper for smoking articles comprises a paper substrate comprising cellulose fibers and a filler, a plurality of discrete reduced ignition areas extending in a width direction on the paper substrate and spaced along a length direction, and at least one burn accelerating area positioned in between a first reduced ignition area and a second reduced ignition area. The burn accelerating area comprising a burn promoting agent that has been applied to the paper substrate. The reduced ignition areas are free of the burn promoting agent.

ABSTRACT

Wrappers for smoking articles are disclosed having reduced ignition proclivity characteristics. The wrappers include discrete areas treated with a reduced ignition composition. In accordance with the present disclosure, the amount of burn promoting agents is controlled over the surface of the wrapper. A wrapper for smoking articles comprises a paper substrate comprising cellulose fibers and a filler, a plurality of discrete reduced ignition areas extending in a width direction on the paper substrate and spaced along a length direction, and at least one burn accelerating area positioned in between a first reduced ignition area and a second reduced ignition area. The burn accelerating area comprising a burn promoting agent that has been applied to the paper substrate. The reduced ignition areas are free of the burn promoting agent.

WRAPPER HAVING REDUCED IGNITION PROCLIVITY CHARACTERISTICS**RELATED APPLICATIONS**

This application is based on and claims priority to U.S. Patent Application Serial No. 61/783,632, filed on March 14, 2013 and U.S. Patent Application Serial No. 61/712,621, filed on October 11, 2012.

5

BACKGROUND

There is an ongoing concern in the tobacco industry to produce cigarettes having wrappers which reduce the ignition proclivity of the smoking article, or the tendency of the smoking article to ignite surfaces which come into contact with the lit smoking article. Reports have been made of fires attributed to burning cigarettes coming into contact with combustible materials. A justifiable interest exists in the industry to reduce the tendency of cigarettes, or other smoking articles to ignite surfaces and materials used in furniture, bedding, and the like upon contact.

Thus, a desirable feature of smoking articles, particularly cigarettes, is that they tend to self-extinguish upon being dropped or left in a free burning state on combustible materials.

It has long been recognized in the tobacco industry that the cigarette wrapper can have a significant influence on the smolder characteristics of the cigarette. In this regard, various attempts have been made in the art to alter or modify the cigarette wrappers in order to achieve the desired tendency of the cigarette to self-extinguish, or in other words to reduce the ignition proclivity characteristics of cigarettes.

The prior art describes the application of film-forming compositions or alternatively cellulosic fibrous compositions to cigarette paper to reduce the paper permeability and control the burn rate. It has been shown that when these materials have been applied in discrete areas along the length of the cigarette, the cigarette shows a reduced propensity to ignite a substrate and tends to self-extinguish.

U.S. Patent No. 5,878,753 to Peterson et al., U.S. Patent No. 6,779,530 to Kraker, and U.S. Patent No. 6,725,867 to Peterson et al., for example, describe a smoking article wrapper being treated with a film-forming composition to reduce ignition proclivity. U.S. Patent No.

30

5,878,754 to Peterson et al. describes a smoking article wrapper being treated with a non-aqueous solution of a solvent soluble polymer dissolved in a non-aqueous solution to reduce ignition proclivity.

Although the above patents have provided great advancements in the art, further improvements are still needed. For instance, the discrete areas formed on the wrapper that are intended to reduce ignition proclivity can have various adverse effects on the deliveries of the smoking article. The treated discrete areas, for instance, generally have a lower permeability than the base wrapper. The lower permeability in the treated areas can have an adverse impact upon the sensory attributes of the smoking article, creating mainstream smoke with a harsher taste in comparison to the remainder of the smoking article.

In the past, in order to counteract some of the above effects, treated discrete areas were produced having a permeability that gradually changed from a minimum to a maximum over the width of the treated discrete areas in the direction of the burning coal. This arrangement has provided various improvements.

In the past, particular film-forming compositions have been proposed that contain a film-forming material having a relatively low molecular weight. These film-forming compositions were applied to the wrapper at relatively high solids concentrations. This arrangement also allowed for some improvement in controlling permeability of the treated discrete areas.

Further improvements, however, are still needed. For instance, a need exists for a wrapper for a smoking article having treated discrete areas in which the treated discrete areas have a relatively high permeability. Specifically, a need exists for a method of increasing the permeability in the treated areas without having to be limited to particular film-forming materials.

A need also exists for producing treated discrete areas on a wrapper that reduce the ignition proclivity of a smoking article to desired levels while having a minimal impact upon permeability and while also using a minimal amount of material added to the wrapper.

SUMMARY

The present disclosure is generally directed to paper wrappers for smoking articles with reduced ignition proclivity and to a process for producing the wrappers.

In one embodiment, for instance, the present disclosure is directed to a

wrapper for a smoking article. The wrapper comprises a paper substrate comprising cellulose fibers and a filler. A plurality of discrete reduced ignition areas extend in a width direction on the paper substrate and are spaced along a length direction. At least one burn accelerating area is positioned in between a first reduced ignition area and a second reduced ignition area. The burn accelerating area comprises a burn promoting agent that has been applied to the paper substrate. In accordance with the present disclosure, the reduced ignition areas are free of the burn promoting agent. Placing the burn promoting agent only in between the reduced ignition areas allows for the reduced ignition areas to have a greater permeability while still having the required reduced ignition properties. For example, in accordance with the present disclosure, the reduced ignition areas may have a permeability that is no more than 85% lower, such as no more than 80% lower, such as no more than 70% lower than the permeability of the paper substrate. For instance, the permeability of the reduced ignition areas may be no more than about 65% less than the permeability of the paper substrate, such as no more than about 60% less, such as no more than about 55% less, such as no more than about 50% less, such as no more than about 45% less, such as no more than about 40% less than the paper substrate.

In one embodiment, the permeability of the reduced ignition areas can be greater than about 20 CORESTA, such as greater than about 25 CORESTA, such as greater than about 30 CORESTA, such as greater than about 35 CORESTA, such as greater than about 40 CORESTA, such as greater than about 45 CORESTA.

The discrete reduced ignition areas can have the above permeability characteristics while still providing the wrapper with the desired reduced ignition properties. For instance, in one embodiment, the reduced ignition areas can have a diffusivity of less than about 0.5 cm/s at 23°C. In an alternative embodiment, when the wrapper is incorporated into a smoking article and tested according to ASTM Test E2187-09, at least 75% of the smoking articles self-extinguish due to the presence of the reduced ignition areas.

In an alternative embodiment, the present disclosure is directed to a wrapper for a smoking article that includes a paper substrate comprising cellulose fibers and a filler. A plurality of discrete reduced ignition areas extend in a width direction of the

paper substrate and are spaced along a length direction. Each discrete reduced ignition area comprises a reduced ignition composition that has been applied to the paper substrate. The reduced ignition composition in accordance with the present disclosure is free of any cellulose fibers or particles. At least one burn accelerating area is located on the wrapper and is positioned in between a first reduced ignition area and a second reduced ignition area. The burn accelerating area comprises a burn promoting agent. In accordance with the present disclosure, the reduced ignition areas are partially or totally free of the burn promoting agent. Through the above construction, the reduced ignition areas can have a relatively high permeability such as the permeability characteristics described above.

In still another embodiment, the present disclosure is directed to a wrapper for a smoking article. The wrapper comprises a paper substrate comprising cellulose fibers and a filler. A plurality of discrete reduced ignition areas extend in a width direction on the paper substrate and are spaced along a length direction. At least one burn accelerating area is positioned in between a first reduced ignition area and a second adjacent reduced ignition area. The burn accelerating area comprises a burn promoting agent. The burn accelerating area includes a first edge facing the first reduced ignition area and a second edge facing the second reduced ignition area.

The wrapper further includes at least one untreated area or buffer region. The untreated area is located between the first edge of the burn accelerating area and the first reduced ignition area. In one embodiment, the wrapper can include a second untreated area that is located between the second edge of the burn accelerating area and the second reduced ignition area. In accordance with the present disclosure, the untreated areas and the reduced ignition areas are free of the burn promoting agent.

According to the above embodiment, as a burning coal advances along a smoking article incorporating the wrapper, the burning coal enters a discrete reduced ignition area, then enters an untreated area, then enters a burn accelerating area. From the burn accelerating area, the burning coal may burn through another untreated area and then into a second discrete reduced ignition area. In this manner, a controlled burn rate profile along the entire length of the smoking article can be produced. In addition, the smoking article can have the desired reduced

ignition characteristics.

In some of the embodiments described above, the reduced ignition areas are described as being free of the burn promoting agent. In an alternative embodiment, however, the reduced ignition areas may contain one or more burn promoting agents in amounts less per area than the amount of burn promoting agents contained in the at least one burn accelerating area. For example, the reduced ignition areas may contain one or more burn promoting agents in a cumulative amount of less than about 0.4% by weight, such as in an amount of less than 0.3% by weight, such as in an amount less than 0.2% by weight, such as in amount less than 0.15% by weight, such as in an amount less than 0.1% by weight. Adding relatively minor amounts of one or more burn promoting agents in the reduced ignition areas may still provide the benefits and advantages of the present disclosure as described above while also providing improved ash characteristics. Adding small amounts of one or more burn promoting agents in the reduced ignition areas, for instance, may improve ash whiteness, improve ash cohesiveness, and/or prevent spotting on the paper wrapper as a smoking article is smoked. Adding small amounts of one or more burn promoting agents in the reduced ignition areas also unexpectedly improved the reduced ignition proclivity characteristics of smoking articles by showing an increase in the percentage of articles passing the Cigarette Extinction Test according to ASTM Test E2187-09 and by showing a decrease when tested according to the Free Air Self-Extinguishment Test.

In the embodiment described above, the wrapper may also include buffer regions located adjacent the edges of the reduced ignition areas. The buffer region can generally contain the same amount of one or more burn promoting agents as contained in the reduced ignition areas. In this embodiment, as a burning coal advances along a smoking article incorporating the wrapper, the burning coal enters a discrete reduced ignition area, then enters a buffer region, then enters a burn accelerating area. From the burn accelerating area, the burning coal may burn through another buffer region then into a second discrete reduced ignition area.

The present disclosure is also directed to a method for increasing the permeability of a reduced ignition area in a paper wrapper for a smoking article with reduced ignition proclivity. The wrapper comprises a paper substrate comprising cellulose fibers and a filler. A plurality of discrete reduced ignition areas extend in a

width direction on the paper substrate and are spaced along a length direction. At least one burn accelerating area is positioned in between a first reduced ignition area and a second reduced ignition area. The burn accelerating area comprises a burn promoting agent that has been applied to the paper substrate. In accordance with
5 the present disclosure, the reduced ignition areas are free of the burn promoting agent.

According to the method above, in one embodiment, the wrapper may further include a burn accelerating area that includes a first edge facing the first reduced ignition area and a second edge facing the second reduced ignition area.

10 The wrapper may also include at least one untreated area. The untreated area is located between the first edge of the burn accelerating area and the first reduced ignition area. In one embodiment, the wrapper can include a second untreated area that is located between the second edge of the burn accelerating area and the second reduced ignition area. In accordance with the present disclosure, the
15 untreated areas and the reduced ignition areas are free of the burn promoting agent.

Through the above methods, the reduced ignition areas can have a greater permeability while still having the desired reduced ignition properties.

The present disclosure is also directed to the use of a paper substrate for the preparation of a wrapper for a smoking article. In one embodiment, the present
20 disclosure is also directed to the use of a burn promoting agent for the preparation of a wrapper for a smoking article. In one embodiment, the present disclosure is also directed to the use of a burn promoting agent for increasing the permeability of the reduced ignition areas in a wrapper for a smoking article with reduced ignition proclivity. According to the uses above, the paper substrate comprises cellulose
25 fibers and a filler. A plurality of discrete reduced ignition areas extend in a width direction on the paper substrate and are spaced along a length direction. At least one burn accelerating area is positioned in between a first reduced ignition area and a second reduced ignition area. The burn accelerating area comprises a burn promoting agent that has been applied to the paper substrate. In accordance with
30 the present disclosure, the reduced ignition areas are free of the burn promoting agent.

According to any of the uses above, in one embodiment, the paper substrate may further include a burn accelerating area that includes a first edge facing the first

reduced ignition area and a second edge facing the second reduced ignition area. The wrapper may also include at least one untreated area. The untreated area is located between the first edge of the burn accelerating area and the first reduced ignition area. In one embodiment, the wrapper can include a second untreated area
5 that is located between the second edge of the burn accelerating area and the second reduced ignition area.

The paper wrapper used in the above described embodiments can generally be made from cellulosic fibers and filler particles. The cellulosic fibers, for instance, may comprise flax fibers, softwood fibers, hardwood fibers, and mixtures thereof.

10 The filler particles, on the other hand, can comprise any suitable filler particles, such as calcium carbonate or a metal oxide, such as magnesium oxide, iron oxide, and/or titanium dioxide. The filler particles may be present in the paper wrapper in an amount from about 10% to about 50% by weight, such as from about 20% to about 40% by weight.

15 Unexpectedly, it has also been discovered that in some applications, smoking articles incorporating paper wrappers made according to the present disclosure have reduced carbon monoxide delivery, especially within the reduced ignition areas. The reduced carbon monoxide delivery within the reduced ignition areas may be attributable to increased air flow within the reduced ignition areas. For example, the
20 reduced ignition areas may produce at least 3%, such as at least 5%, such as at least a 10% less carbon monoxide per puff (the puff being taken in the reduced ignition area) in comparison to an identical smoking article containing identical reduced ignition areas but containing the same amount of one or more burn promoting agents within in the reduced ignition areas as are contained in between
25 the reduced ignition areas.

Other features and aspects of the present disclosure are discussed in greater detail below.

BRIEF DESCRIPTION OF THE DRAWINGS

30 A full and enabling disclosure of the present disclosure is set forth more particularly in the remainder of the specification, including reference to the accompanying figures, in which:

Figure 1 is a perspective view of a smoking article made in accordance with the present disclosure;

Figure 2 is an exploded view of the smoking article illustrated in Figure 1;

Figure 3 is a perspective view of another embodiment of a smoking article made in accordance with the present disclosure;

Figure 4 is a graphical representation of the results obtained in Example 2
5 below; and

Figures 5A and 5B are representative drawings of partially smoked cigarettes that were produced in accordance with Example 3 below.

Repeat use of reference characters in the present specification and drawings is intended to represent the same or analogous features or elements of the present
10 invention.

DETAILED DESCRIPTION

Reference now will be made in detail to the embodiments of the invention, one or more examples of which are set forth below. Each example is provided by way of explanation of the invention, not limitation of the invention. In fact, it will be
15 apparent to those skilled in the art that various modifications and variations can be made in the present invention without departing from the scope or spirit of the invention. For instance, features illustrated or described as part of one embodiment, can be used on another embodiment to yield a still further embodiment. Thus, it is intended that the present invention cover such modifications and variations.

For purposes of explanation of the invention, the embodiments and principles
20 of the invention will be discussed in regards to a cigarette. However, this is for the purposes of explanation of the invention only and is not meant to limit the invention only to cigarettes. Any manner of smoking article is within the scope and spirit of the invention.

The present disclosure relates to a smoking article, and a wrapper for a
25 smoking article, having improved ignition proclivity control characteristics. "Ignition proclivity" is a measure of the tendency of the smoking article or cigarette to ignite a flammable substrate if the burning cigarette is dropped or otherwise left on a flammable substrate.

A test for ignition proclivity is referred to as the "Cigarette Extinction Test".
30 The Cigarette Extinction Test is ASTM Test No. E2187-09 using 10 layers of filter paper. In the Cigarette Extinction Test, a lit cigarette is placed on 10 layers of filter paper. If the cigarette self extinguishes, the cigarette passes the test. If the

cigarette burns all the way to its end, however, the cigarette fails. Smoking articles made in accordance with the present invention can be designed to pass the above test. Unless otherwise indicated herein, a wrapper is tested according to ASTM Test No. E2187-09 by being formed into a cigarette containing a standard American blend tobacco at a packing density of 230 mg/cm³ and having a circumference of 25 mm.

In addition to the above test, smoking articles having reduced ignition proclivity cigarettes are typically also tested for "free air self-extinguishment" (FASE). During the free air self-extinguishment test, the smoking articles are allowed to burn in free air (within a fume hood while being held by a pin) without being puffed and without being placed on an adjacent surface. In most applications, it is desirable for a smoking article to pass the cigarette extinction test while not self-extinguishing when left burning in free air. Thus, lower FASE rates are preferred. Of particular advantage, smoking articles constructed in accordance with the principles of the present invention may be configured to self extinguish when placed on an adjacent surface but yet have relatively low FASE rates.

In the past, the assignee of the present application has obtained various patents directed to smoking articles with reduced ignition proclivity characteristics. For example, paper wrappers treated with a film-forming composition that forms treated discrete areas on the wrapper are disclosed in U.S. Patent Nos. 6,779,530 to Peterson et al. and 6,725,867 to Kraker.

In both the '530 patent and in the '867 patent, the film-forming composition is described as, in one embodiment, being applied as circumferential cross-directional bands. The film-forming composition is a composition that is capable of forming a continuous film and is to be differentiated from forming bands from only or primarily a fibrous material. The bands are spaced apart from each other on the cigarette wrapper along the length of the cigarette. Both patents discuss applying the film-forming composition to an outside surface of the paper wrapper or to an inside surface of the paper wrapper so that the treated areas are adjacent to a tobacco filler.

The assignee of the present application has also made reduced ignition paper wrappers for cigarettes that included treated discrete areas made from a cellulosic slurry which is a fibrous material. Such wrappers may be described, for instance, in

U.S. Patent Nos. 5,417,228 to Baldwin et al.; 5,474,095 to Allen et al.; 5,534,114 to Cutright et al.; and 5,997,691 to Gautam et al. The treated areas are made from fibrous cellulose, such as fibers, fibrils or microfibrils and may contain a binder. The additional slurry applied to the paper forms a fibrous mat on top of the paper.

5 In the past, cigarette wrappers, including cigarette wrappers having reduced ignition proclivity characteristics, have been treated with a burn promoting agent, such as a citrate. The citrate is typically applied to the paper to improve ash appearance. The burn promoting agent is applied over the entire surface area of the paper typically before the treated discrete areas are formed on the wrapper. The
10 present inventors, however, unexpectedly discovered that various benefits and advantages can be obtained if the burn promoting agent is applied to the wrapper only in between the discrete reduced ignition areas, or as present in the discrete reduced ignition areas at lower levels than present in between the reduced ignition areas.

15 For example, because the reduced ignition areas do not contain a burn promoting agent or contain a lower amount of burn promoting agent, it was discovered that the reduced ignition areas can have a higher permeability while still having the desired reduced ignition characteristics. Because no burn promoting agent is present in the reduced ignition areas on the wrapper, for instance, the
20 wrapper decomposes at a higher temperature within the reduced ignition areas. As a consequence, the reduced ignition areas can have a higher permeability while being able to pass the Cigarette Extinction Test when incorporated into a cigarette as described above.

 Ultimately, less material can be applied to the wrapper when producing the
25 reduced ignition areas. Applying smaller amounts of an ignition reducing composition to the wrapper minimizes any adverse impacts on taste. Wrappers made according to the present disclosure thus produce mainstream smoke deliveries that are more comparable to conventional wrappers made in the past that did not include any reduced ignition areas.

30 In one embodiment, wrappers made according to the present disclosure can include reduced ignition areas having unique diffusivity characteristics. As used herein, diffusivity is measured using a Sodim CO₂ Diffusivity Meter with a 4 mm x 20

mm head. The diffusivity tester provides D^* measurements in units of cm/s. These diffusivity measurements are also referred to in the art as diffusion capacity. In accordance with the present disclosure, reduced ignition areas can be produced having a relatively high diffusivity at room temperature, such as at 23°C. For instance, the diffusivity at 23°C can be greater than 0.1 cm/s. The reduced ignition areas can have diffusivity values within the above ranges while still causing at least 75% of smoking articles to self extinguish when tested according to ASTM Test E2187-09. The above characteristics indicate that the reduced ignition areas have excellent low ignition propensity properties while still having relatively high air flow. The higher air flow leads to better cigarette mainstream smoke properties. For instance, the mainstream smoke may have lower carbon monoxide levels and have more favorable deliveries that lead to a product having better subjective taste properties.

Applying lesser amounts of a reduced ignition composition to the wrapper and/or producing reduced ignition areas having higher air flow properties can lead to the design of smoking articles that have lower carbon monoxide deliveries. A reduction in carbon monoxide may be observed even if the ASTM cigarette extinction test percentage does not substantially change. Thus, it was also unexpectedly discovered that many embodiments of the present disclosure produce lower carbon monoxide levels, especially in relation to tar levels.

In addition, it has been unexpectedly discovered that the carbon monoxide levels within the reduced ignition areas are reduced when the reduced ignition areas contain little or no burn promoting agents. For instance, when testing for carbon monoxide within a puff taken within a reduced ignition area, carbon monoxide levels can be decreased by greater than about 3%, such as greater than about 5%, such as greater than about 8%, such as even greater than about 10%. The carbon monoxide reduction can be up to about 50%. The carbon monoxide reduction is in comparison to an identical smoking article having an identical wrapper wherein the burn promoting agents are present at the same level within the reduced ignition areas as within the areas in between the reduced ignition areas.

In U.S. Patent Publication No. 2011/0290436 to Dumas et al., a paper for a cigarette is disclosed comprising areas treated with a coating formulation adapted to reduce the ignition propensity. The '436 application is particularly directed to forming

the treated areas from nanoparticles of cellulose having a median dimension equal to or less than 5 micrometers. The '436 application states that accelerating salts may be applied to the non-treated areas. The '436 application states, however, that a comparison between the tests conducted firstly on fully citrated papers and the test
5 conducted on papers discretely coated with the combustion accelerating saline solution showed that this type of coating has very little impact on the permeability of the low ignition propensity bands. In fact, the permeability of the LIP areas in the examples of the '436 application are all very low. The '436 application indicates by the examples that permeabilities need to be around 10 CORESTA in order to
10 produce a cigarette that passes ASTM Test E2187-09 greater than 75% of the time.

In view of the '436 application, the results discovered by the present inventor are even more surprising and unexpected. As will be shown in the examples below, the present inventors discovered that when a burn promoting agent is only applied in between the reduced ignition areas, or is contained in the reduced ignition areas at
15 lower levels, the reduced ignition areas can have a substantially higher permeability while still retaining the desired reduced ignition characteristics. As described above, the '436 application teaches that the treated areas must include nanoparticles of cellulose. It is believed that many benefits and advantages of the present disclosure can be obtained when using non-cellulose materials, such as non-fibrous and non-
20 particle cellulose materials. For instance, since burn promoting agents are not applied uniformly over the surface of the wrapper, according to the present disclosure, the reduced ignition composition is applied to the wrapper in areas that are free of any burn promoting agent or contain burn promoting agents at reduced levels. The reduced ignition composition may comprise, for instance, a non-fibrous
25 film-forming composition.

Generally, paper wrappers made according to the present disclosure contain cellulosic fibers in combination with filler particles. The cellulosic fibers can be, for instance, flax fibers, softwood fibers, hardwood fibers, or mixtures thereof. In order to vary the properties of the paper web as desired, various mixtures of cellulosic
30 fibers can be used and the extent to which the fibers are refined can also be varied.

The filler particles incorporated into the paper web can vary depending upon the particular application. In general, any suitable filler may be used. The filler can be, for instance, calcium carbonate particles or metal oxide particles. Suitable metal

oxide particles include magnesium oxide particles, iron oxide, or titanium dioxide particles. The total filler loading added to the paper web can be from about 10% by weight to about 50% by weight, such as from about 20% by weight to about 40% by weight.

5 Paper wrappers made according to the present disclosure can have any suitable permeability and basis weight as desired based upon the particular application. The permeability of the paper wrapper, for instance, can generally be from about 10 CORESTA units to about 200 CORESTA units. In some applications, the permeability can be between about 15 CORESTA units to about 55 CORESTA
10 units. In one embodiment of the present invention, however, the initial permeability of the paper wrapper is relatively high. For instance, in one embodiment, the permeability of the paper wrapper can be from about 50 CORESTA units to about 110 CORESTA units. In various embodiments, for example the initial permeability of the paper wrapper may be greater than about 60 CORESTA units, greater than
15 about 70 CORESTA units, greater than about 90 CORESTA units, or greater than about 100 CORESTA units. The initial permeability of the paper wrapper is generally less than about 160 CORESTA units, such as less than about 140 CORESTA units, such as less than about 120 CORESTA units.

The basis weight of cigarette wrapping paper is usually between about 15
20 gsm to about 60 gsm, and more particularly between about 15 gsm to about 40 gsm, such as from about 20 gsm to about 27 gsm, such as from about 25 gsm to about 27 gsm. Wrapping papers according to the present invention can be made within any of these ranges.

In accordance with the present disclosure, a reduced ignition composition is
25 applied to the paper wrapper at discrete locations in order to form reduced ignition areas. The reduced ignition areas are designed to cause a smoking article incorporating the wrapper to self-extinguish if left burning on an adjacent surface. In this regard, an ignition reducing composition is applied to the wrapper in an amount sufficient for the wrapper to have certain characteristics and properties. For
30 instance, in one embodiment, an ignition reducing composition is applied to the wrapper to produce ignition reducing areas that have a diffusivity and have a certain surface area that causes a smoking article that incorporates the wrapper to self-extinguish.

In accordance with the present disclosure, in one embodiment, the ignition reducing composition is applied to the wrapper or paper substrate where the wrapper or paper substrate remains untreated with any other chemicals. For instance, the ignition reducing composition can be applied to the paper wrapper in areas where
5 the paper wrapper remains in its virgin state without any post-processing treatments.

For instance, in accordance with the present disclosure, the reduced ignition areas are applied to the wrapper in areas where the wrapper has not been treated with a burn promoting agent. It should be understood, however, that many wrappers are produced with residual amounts of burn promoting agent due to the burn promoting
10 agent being present in the fiber furnish, in the recycled water, or somehow be present on the forming fabrics or papermaking equipment. Thus, as used herein, untreated with a burn promoting agent refers to areas on the paper wrapper where topical application of a burn promoting agent by size or chemical press, printing, spraying or the like has not occurred.

15 In accordance with the present disclosure, one or more burn promoting agents are applied to the paper wrapper at locations in between the discrete reduced ignition areas. The burn promoting agent is applied in order to control the overall burn characteristics of the smoking article while also providing the smoking article with excellent ash conditioning properties. According to the present disclosure, even
20 when the burn promoting agent applied to the wrapper is present between the discrete reduced ignition areas, the wrapper may still exhibit a suitable ash and provide a reduced carbon monoxide level.

The present disclosure is also directed to a method for increasing the permeability of a reduced ignition area in a paper wrapper for a smoking article with
25 reduced ignition proclivity. The wrapper comprises a paper substrate comprising cellulose fibers and a filler. A plurality of discrete reduced ignition areas extend in a width direction on the paper substrate and are spaced along a length direction. At least one burn accelerating area is positioned in between a first reduced ignition area and a second reduced ignition area. The burn accelerating area comprises a burn
30 promoting agent that has been applied to the paper substrate. In accordance with the present disclosure, in one embodiment, the reduced ignition areas are free of the burn promoting agent.

According to the method above, in one embodiment, the wrapper may further

include a burn accelerating area that includes a first edge facing the first reduced ignition area and a second edge facing the second reduced ignition area.

The wrapper may also include at least one untreated area or barrier region. The untreated area is located between the first edge of the burn accelerating area and
5 the first reduced ignition area. In one embodiment, the wrapper can include a second untreated area that is located between the second edge of the burn accelerating area and the second reduced ignition area. In accordance with the present disclosure, the untreated areas and the reduced ignition areas are free of the burn promoting agent.

10 In accordance with the present disclosure, by placing the burn promoting agent only in the burn accelerating area, the methods above allow for the reduced ignition areas to have a greater permeability while still having the desired reduced ignition properties.

The present disclosure is also directed to the use of a paper substrate for the
15 preparation of a wrapper for a smoking article. The paper substrate comprises cellulose fibers and a filler. A plurality of discrete reduced ignition areas extend in a width direction on the paper substrate and are spaced along a length direction. At least one burn accelerating area is positioned in between a first reduced ignition area and a second reduced ignition area. The burn accelerating area comprises a burn
20 promoting agent that has been applied to the paper substrate. In accordance with the present disclosure, in one embodiment, the reduced ignition areas are free of the burn promoting agent.

The present disclosure is also directed to the use of a burn promoting agent for the preparation of a wrapper for a smoking article. The wrapper comprises a
25 paper substrate comprising cellulose fibers and a filler. A plurality of discrete reduced ignition areas extend in a width direction on the paper substrate and are spaced along a length direction. At least one burn accelerating area is positioned in between a first reduced ignition area and a second reduced ignition area. The burn accelerating area comprises a burn promoting agent that has been applied to the
30 paper substrate. In accordance with the present disclosure, the reduced ignition areas are free of the burn promoting agent.

The present disclosure is also directed to the use of a burn promoting agent for increasing the permeability of the reduced ignition areas in a wrapper for a

smoking article with reduced ignition proclivity. The wrapper comprises a paper substrate comprising cellulose fibers and a filler. A plurality of discrete reduced ignition areas extend in a width direction on the paper substrate and are spaced along a length direction. At least one burn accelerating area is positioned in
5 between a first reduced ignition area and a second reduced ignition area. The burn accelerating area comprises a burn promoting agent that has been applied to the paper substrate. In accordance with the present disclosure, the reduced ignition areas are free of the burn promoting agent or contain reduced levels of the burn promoting agent.

10 According to any of the uses above, in one embodiment, the paper substrate may further include a burn accelerating area that includes a first edge facing the first reduced ignition area and a second edge facing the second reduced ignition area. The wrapper may also include at least one untreated area or a barrier region. The untreated area is located between the first edge of the burn accelerating area and
15 the first reduced ignition area. In one embodiment, the wrapper can include a second untreated area that is located between the second edge of the burn accelerating area and the second reduced ignition area.

In accordance with the present disclosure, by placing the burn promoting agent only in the burn accelerating area, or at reduced levels in the reduced ignition
20 areas, the uses above allow for the reduced ignition areas to have a greater permeability while still having the desired reduced ignition properties.

In order to assist in describing and explaining the present disclosure, one embodiment of a smoking article in accordance with the present disclosure is illustrated generally in **Figs. 1** and **2**. A smoking article (cigarette), generally **10**,
25 having improved ignition proclivity characteristics includes a tobacco column **12** within a wrapper **14**. Article **10** may include a filter **26**.

Paper web **14** defines an outer circumferential surface **16** when wrapped around tobacco column **12**. Discrete areas **18** of outer circumferential surface **16** are treated with the ignition reducing composition. It should also be understood that
30 treated areas **18** could also be disposed on the inner surface of wrapper **14**. In other words, wrapper **14** could be rolled around tobacco column **12** so that treated areas **18** are adjacent to the tobacco.

The tobacco column **12** is generally made from shredded tobacco leaves

and/or reconstituted tobacco. The tobacco column **12** can generally have a tobacco density of from about 170 mg/cm³ to about 260 mg/cm³, such as from about 200 mg/cm³ to about 250 mg/cm³. For instance, the tobacco density can be from about 220 mg/cm³ to about 240 mg/cm³. The tobacco column can have a circumference
5 of from about 20 mm to about 30 mm, such as from about 23 mm to about 27 mm.

In the embodiment illustrated in **Figs. 1** and **2**, treated areas **18** are defined as circumferential cross-directional bands **24**. Bands **24** are spaced apart from each other longitudinally along the length of cigarette **10**. The bands **24** are indicated in phantom in **Fig. 2**. However, it should be understood that the treated areas can be
10 essentially invisible in the formed cigarette as shown in **Fig. 1**. In other words, a smoker may not discern from any outward sign that the wrapper **14** has been treated in discrete areas **18**. In this regard, treated areas **18** can have a smooth and flat texture essentially the same as the areas **28**.

The width and spacing of bands **24** are dependent on a number of variables,
15 such as the initial permeability of wrapper **14**, density of tobacco column **12**, etc. The bands **24** preferably have a width so that oxygen is limited to the burning coal for a sufficient length or period of time to extinguish the coal. In other words, if band **24** were too narrow, the burning coal would burn through band **24** before self-extinguishing. For most applications, a minimum band width of 3 mm is desired. For
20 example, the band width can be from about 4 mm to about 10 mm.

The spacing between bands **24** is also a factor of a number of variables. The spacing should not be so great that the cigarette burns for a sufficient length of time to ignite a substrate before the coal ever burns into a treated area **18**. The spacing between bands **24** also affects the thermal inertia of the burning coal, or the ability of
25 the coal to burn through the treated bands **24** without self-extinguishing. In the cigarettes tested, applicants have found that a band spacing (distance between edges of adjacent reduced ignition areas) of between 5 and 50 mm is appropriate and particularly between about 10 mm and 40 mm. However, it should be understood that the band spacing can be any suitable width as determined by any
30 number of variables. For most applications, the smoking article can contain from 1 to about 3 bands using the above spacing.

In general, any suitable ignition reducing composition can be applied to the paper web **14**. In one embodiment, for instance, the ignition reducing composition

contains a film-forming material. For example, film-forming materials that can be used in accordance with the present invention include alginates, guar gum, pectin, polyvinyl alcohol, polyvinyl acetate, cellulose derivatives such as ethyl cellulose, methyl cellulose, and carboxymethyl cellulose, starch, starch derivatives, and the like.

In one particular embodiment, the film-forming material may comprise an alginate, alone or in combination with starch. In general, an alginate is a derivative of an acidic polysaccharide or gum which occurs as the insoluble mixed calcium, sodium, potassium and magnesium salt in the Phaeophyceae brown seaweeds.

Generally speaking, these derivatives are calcium, sodium, potassium, and/or magnesium salts of high molecular weight polysaccharides composed of varying proportions of D-mannuronic acid and L-guluronic acid. Exemplary salts or derivatives of alginic acid include ammonium alginate, potassium alginate, sodium alginate, propylene glycol alginate, and/or mixtures thereof.

In one embodiment, a relatively low molecular weight alginate may be used. For example, the alginates may have a viscosity of less than about 500 cP when contained in a 3% by weight aqueous solution at 25°C. More particularly, the alginates may have a viscosity of less than 250 cP at the above conditions, particularly less than 100 cP, and in one embodiment at a viscosity of about 20-60 cP. As used herein, viscosity is determined by a Brookfield LVF Viscometer with a suitable spindle according to the viscosity. At the above lower viscosity levels, alginate compositions can be formed at a higher solids content, but yet at a low enough solution viscosity to permit the application of the composition to a paper wrapper using conventional techniques. For example, the solids content of an alginate solution made in accordance with the present invention can be greater than about 6%, particularly greater than about 10%, and more particularly from about 10% to about 20% by weight.

At the above solids levels, alginate compositions used in accordance with the present invention can have a solution viscosity of greater than about 250 cP, particularly greater than about 500 cP, more particularly greater than about 800 cP, and in one embodiment at a viscosity of greater than about 1,000 cP at 25°C. In general, the solution viscosity of the alginate film-forming composition can be adjusted depending upon the manner in which the composition is being applied to

the paper. For instance, the solution viscosity of the composition can be adjusted depending upon whether or not the composition is being sprayed onto the paper or printed onto the paper.

5 In other embodiments, it should also be understood that depending upon the application a relatively high molecular weight alginate may be used. For example, the alginate may have a viscosity of greater than about 500cP when contained in a 3% by weight aqueous solution at 25°C.

In addition to the film-forming material, the film-forming composition applied to the paper wrapper can contain various other ingredients.

10 For instance, in one embodiment, a filler can be contained within the composition. The filler can be, for instance, calcium carbonate, calcium chloride, calcium lactate, calcium gluconate, and the like. In addition to calcium compounds, other various particles may be used including magnesium compounds such as magnesium oxide, clay particles, and the like.

15 The ignition reducing composition, in one embodiment, can be water based. In particular, the ignition reducing composition may comprise an aqueous dispersion or aqueous solution. Alternatively, the ignition reducing composition prior to being applied to the paper wrapper may comprise a non-aqueous solution or dispersion. In this embodiment, for instance, an alcohol may be present for applying the
20 composition to the wrapper.

As opposed to a film-forming composition, the ignition reducing composition may also comprise a cellulose slurry (a type of dispersion). As used herein, a slurry containing papermaking materials is not a film-forming composition. The cellulose slurry applied to the paper substrate may comprise fibrous cellulose, one or more
25 fillers, and/or cellulose particles. As used herein, cellulose fibers and cellulose particles are to be differentiated from derivatized cellulose such as carboxymethyl cellulose. Cellulose fibers and cellulose particles, for instance, are not water soluble.

In one embodiment, the cellulose slurry applied to the paper substrate may comprise microcrystalline cellulose.

30 Although cellulose as described above may be used to form the reduced ignition areas, some disadvantages may occur when using these materials. For example, the use of cellulose particles may actually interfere with some of the advantages and benefits of the present disclosure. For instance, the use of

cellulosic slurries may interfere with the ability to obtain treated areas with higher permeabilities at the desired reduced ignition proclivity characteristics.

Once the ignition reducing composition is formulated, the composition can be applied to a paper wrapper in discrete areas. The manner in which the composition is applied to the paper wrapper can vary. For example, the composition can be sprayed, brushed, applied with a moving orifice, or printed onto the wrapper. To form a treated area, the composition can be applied in a single pass or in a multiple pass operation. For instance, the composition can be applied to the wrapping paper in successive steps in order to form areas on the paper having reduced ignition proclivity. In general, during a multiple pass process, the treated areas can be formed by applying the composition during from about 2 to about 8 passes.

In accordance with the present disclosure, the areas **28** illustrated in **Fig. 2** are treated with a burn promoting agent. In particular, the burn promoting agent is applied to the areas **28** leaving the treated areas **18** free of the burn promoting agent.

Examples of burn promoting agents include alkali metal salts, alkaline earth metal salts, and mixtures thereof. In one embodiment, the burn promoting agent may comprise a salt of a carboxylic acid. In particular examples, for instance, the burn promoting agent may comprise an acetic acid salt, a citric acid salt, a malic acid salt, a lactic acid salt, a tartaric acid salt, a carbonic acid salt, a formic acid salt, a propionic acid salt, a glycolic acid salt, a fumaric acid salt, an oxalic acid salt, a malonic acid salt, a succinic acid salt, a nitric acid salt, a phosphoric acid salt, and mixtures thereof. In one particular application, for instance, the burn promoting agent may comprise potassium citrate, sodium citrate, potassium succinate, sodium succinate, or mixtures thereof.

The amount of burn promoting agent applied to the areas **28** on the paper substrate **14** can vary depending upon the particular application. In one embodiment, for instance, the burn promoting agent may be applied to the areas **28** in an amount of at least about 0.1% by weight, such as at least about 0.3% by weight, such as at least 0.5% by weight and less than about 5% by weight, such as less than about 2.5% by weight. In one embodiment, burn promoting agent may be applied in an amount from about 0.1% to about 5% by weight, such as from about 0.1% to about 2.5% by weight, such as from 0.5% to about 2% by weight. The

amount of burn promoting agent applied to the paper wrapper is based on the total weight of the paper wrapper and based on the weight of an anhydrous citric acid or corresponding anhydrous acid.

The amount of reduced ignition composition applied to the paper substrate
5 can also vary. Applying the reduced ignition composition to the untreated paper allows for lesser amounts of the composition to be applied, especially when the composition comprises a film-forming composition. For instance, the composition can be applied to the paper substrate in an amount less than about 15% by weight, such as less than about 10% by weight, such as less than about 8% by weight. In
10 general, the composition is applied in an amount greater than 1% by weight based upon the weight of the composition within the reduced ignition areas.

As used herein, the above weight percentages are based on the area treated with the chemical components. In other words, the weight percentages above for the film-forming composition or the burn promoting agents is the amount applied within
15 the treated areas as opposed to the total amount applied over the entire surface of the paper wrapper.

Through the process of the present disclosure, reduced ignition areas can be produced having a relatively high permeability while also having a relatively low diffusivity. For instance, the reduced ignition areas can have a permeability greater
20 than 20 CORESTA while still being capable of producing smoking articles that pass ASTM Test E2187-09 at least 75% of the time.

In one embodiment, for instance, the reduced ignition areas have a permeability that reduces the permeability of the paper substrate by no more than about 85%, such as no more than about 80%, such as no more than about 70%,
25 such as by no more than about 65%, such as by no more than about 60%, such as by no more than about 55%, such as by no more than about 50%, such as by no more than about 45%, such as by no more than about 40%.

The permeability of the reduced ignition areas can depend upon various factors, especially the permeability of the paper substrate. In general, the reduced
30 ignition areas can have a permeability of greater than about 15 CORESTA, such as greater than about 20 CORESTA, such as greater than about 25 CORESTA, such as greater than about 30 CORESTA, such as greater than about 35 CORESTA, such as greater than about 40 CORESTA, such as greater than about 45 CORESTA

and generally less than 60 CORESTA.

In general, the reduced ignition areas have a diffusivity that is relatively low. The diffusivity can be measured at room temperature (23°C). In general, the diffusivity at 23°C of the reduced ignition areas is less than about 0.5 cm/s, such as less than 0.4 cm/s, such as less than 0.3 cm/s. In one embodiment, the reduced ignition areas may have a diffusivity of greater than about 0.1 cm/s, such as greater than about 0.15 cm/s, such as greater than 0.16 cm/s, such as greater than 0.17 cm/s, while still having the desired reduced ignition proclivity characteristics. Diffusivity is measured using a Sodim CO₂ diffusivity tester.

10 The above diffusivity characteristics of the reduced ignition areas demonstrate that the reduced ignition areas have higher air flow while still having the necessary reduced ignition proclivity characteristics. By having greater air flow, the reduced ignition areas can have better mainstream properties. For instance, the mainstream smoke generated within the reduced ignition areas can have lower carbon monoxide
15 levels. In addition, the mainstream smoke generated by the reduced ignition areas can have deliveries similar to conventional non-banded cigarettes made in the past. Ultimately, a cigarette can be produced with reduced ignition proclivity characteristics that have excellent subjective taste properties.

In one alternative embodiment of the present disclosure, one or more burn promoting agents are present within the reduced ignition areas, but at reduced levels
20 in relation to the remainder of the wrapper. Adding minor amounts of one or more burn promoting agents in the reduced ignition areas may provide various benefits. For instance, the minor amounts of burn promoting agent may improve the ash characteristics of a smoking article incorporating the wrapper. The ash produced by
25 the smoking article may be more cohesive and/or may be whiter. Adding minor amounts of burn promoting agent within the reduced ignition areas may also decrease spotting or discoloration of the wrapper while the smoking article is smoked. The above advantages can be obtained while still having the ability to produce reduced ignition areas having high permeabilities and increased air flow.

30 For instance, in one embodiment, the reduced ignition areas may contain one or more burn promoting agents in an amount less than 0.5% by weight, such as an amount less than 0.4% by weight, such as in an amount less 0.3% by weight, such as in an amount less than 0.2% by weight, such as in an amount less than 0.1% by

weight. When present in the reduced ignition areas, one or more burn promoters may be added to the reduced ignition areas in an amount greater than 0.05% by weight, such as an amount greater than about 0.1% by weight. In accordance with the present disclosure greater amounts of one or more burn promoting agents are present in the burn accelerating areas positioned in between the reduced ignition areas. For instance, one or more burn promoters may be present in the burn accelerating areas in an amount greater than 0.5% by weight, such in amounts greater than 0.6% by weight, such as in amounts greater than 0.7% by weight, such as in amounts greater than 0.8% by weight. The one or more burn promoting agents can be present in the burn accelerating areas in an amount less than 5% by weight, such as in an amount less than 2% by weight.

In one embodiment, the amount of burn promoting agents contained in the reduced ignition areas is from about 5% to about 60%, such as from about 10% to about 30%, of the amount of burn promoting agents contained in the burn accelerating areas.

In the embodiment described above, one or more burn promoting agents may be applied in minor amounts to the entire surface of the paper wrapper. For instance, a first continuous coating may be applied to the paper wrapper in an amount from about 0.05% to about 0.5% by weight, such as in an amount from about 0.1% to about 0.3% by weight. Greater amounts of one or more burn promoting agents can then be applied to the wrapper in between the reduced ignition areas. In this manner, the reduced ignition areas contain significantly less amounts of the burn promoting agent in relation to the burn accelerating areas.

As described above, in one embodiment, a relatively light coat of one or more burn promoting agents may be applied to the wrapper in a continuous manner. In an alternative embodiment, however, one or more burn promoting agents may be applied to the wrapper initially in the form of a pattern that includes treated areas and untreated areas. The pattern can be coordinated with the amount of burn promoting agents contained within the burn accelerating areas in order to fall in the ranges described above.

Referring to **Fig. 3**, another embodiment of a smoking article made in accordance with the present disclosure is illustrated. Like reference numerals have been used to indicate similar elements.

As shown, a smoking article **10** is illustrated that includes a column of tobacco **12** surrounded by a wrapper **14** comprising a paper substrate. The wrapper **14** attaches the column of tobacco **12** to a filter **26**.

5 In accordance with the present disclosure, the wrapper **14** includes reduced ignition areas **18** that provide the smoking article with reduced ignition proclivity characteristics. The reduced ignition areas **18** are directly applied to the wrapper **14** without any underlying chemical treatments. For instance, the reduced ignition areas **18** are free of any burn promoting agents.

10 Alternatively, as described above, minor amounts of one or more burn promoting agents may be present within the reduced ignition areas **18**.

The wrapper **14** is also treated with a burn promoting agent in areas **28**. As shown, the areas **28** are located before, in between, and after the reduced ignition areas **18**. A burn promoting agent is applied to the wrapper for controlling burn rate and improving the ash characteristics.

15 In the embodiment illustrated in **Fig. 3**, the wrapper **14** further includes barrier regions or untreated areas **50**. The untreated areas **50** are located in between the areas **28** treated with the burn promoting agent and the reduced ignition areas **18**.

By including at least one untreated area or barrier region **50** on the wrapper **14**, it is believed that various advantages and benefits may be obtained in certain
20 embodiments. In the embodiment illustrated, for instance, the burning coal burns through an area **28** treated with a burn promoting agent. The burning coal then enters an untreated area or barrier region before entering a reduced ignition area **18**. From the reduced ignition area **18**, the burning coal then burns through an untreated area **50** prior to entering an area **28** treated with a burn promoting agent. In this
25 manner, the burn rate gradually slows as the coal enters the reduced ignition area **18**. The presence of the untreated areas **50** may further provide control over the mainstream smoke and may produce a smoking article with an overall taste that is preferable to smokers. The untreated areas or barrier regions are free of one or more burn promoting agents or contain minor amounts of one or more burn
30 promoting agents. The untreated area or barrier regions, for instance, contain less burn promoting agents than are contained in the burn accelerating areas.

Another advantage to including the untreated areas or barrier regions is that the untreated areas or barrier regions will retard potential migration of the burn

promoting agents into the reduced ignition areas. Consequently, the untreated areas or barrier regions can be used to ensure that the burn retarding areas are free of one or more burn promoting agents or contain burn promoting agents in the desired amounts.

5 The untreated areas or barrier regions can also assist a manufacturer in producing wrappers of the present disclosure. For example, cigarette wrappers are typically produced at high speeds. By including untreated areas or barrier regions, the tolerances needed to apply the burn retarding composition to the paper at specific locations can be relaxed. Specifically, by including untreated areas or
10 barrier regions, it will be easier to manufacture the wrappers without having the burn retarding areas overlap with the burn accelerating areas.

 The untreated areas or barrier regions **50** can have any suitable width depending upon the particular application. In one embodiment, for instance, the untreated areas **50** may have a width a width of at least 0.1 mm, such as at least 0.5
15 mm, such as at least 1 mm but less than about 10 mm, such as less than about 7.5 mm, such as less than about 5 mm, such as less than about 4 mm, such as less than about 3 mm, such as less than about 2 mm, such as less than about 1.5 mm. In one embodiment, the treated areas or barrier regions **50** may have a width of from about 0.1 mm to about 4 mm, such as from about 0.5 mm to about 2.0 mm.

20 When producing the wrapper **14** as shown in **Fig. 3**, in one embodiment, an untreated wrapper may be fed through a printing process. The printing process may include multiple stations. One station may print the burn promoting agent to produce the areas **28**, while a second station may be used to produce the reduced ignition areas **18**. The different print stations may be aligned with one another in order to
25 leave certain areas of the paper substrate untreated and thus forming the untreated areas **50**.

 In an alternative embodiment, the printing process may include an additional print station. In this embodiment, a light layer of one or more burn promoting agents may be applied to the wrapper either as a continuous coating or as a discontinuous
30 pattern. The one or more burn promoting agents may be applied at relatively minor amounts such as in the amounts described above. In particular, the one or more burn promoting agents may be applied in amounts from about 0.1% by weight to about 0.4% by weight. In this embodiment, the one or more burn promoting agents

are present in the untreated areas 50 and in the reduced ignition areas 18. Greater amounts of the one or more burn promoting agents are present in the burn accelerating areas 28 due to the additional print step.

5 In Fig. 3, the untreated areas or barrier regions 50 are shown in the shape of bands. The untreated areas or barrier regions 50, however, may have any suitable shape. For instance, instead of straight bands, the untreated areas or barrier regions may have arc shaped edges.

As described above, in one embodiment, the untreated areas or barrier regions 50 and the reduced ignition areas 18 may contain one or more burn promoting agents in relatively minor amounts in relation to the burn accelerating areas. In one embodiment, one or more burn promoting agents may be present within the untreated areas or barrier regions while the reduced ignition areas can be free of any burn promoting agents. In yet another embodiment, one or more burn promoting agents may be present in the reduced ignition areas while the untreated areas are free of one or more burn promoting agents.

Once incorporated into a smoking article, paper wrappers made according to the present disclosure are well suited to reducing the ignition proclivity characteristics of the article. For instance, smoking articles made in accordance with the present disclosure can have an ASTM Test No. E2187-09 (Cigarette Extinction Test) pass rating of at least about 75%, such as at least about 80%, such as at least about 90%, such as even 100% pass rating. In addition, such smoking articles can also have a free air self-extinguishment (FASE) rating of less than about 50%, such as less than about 30%, such as less than about 20%, such as even less than about 10%.

25 The present disclosure may be better understood with reference to the following example.

Example 1

30 The following tests were conducted to demonstrate some of the teachings of the present disclosure. In this example, a commercially available low ignition propensity (LIP) cigarette paper was compared with a wrapper made according to the present disclosure. The commercially available wrapper was uniformly treated over its entire surface area with a citrate. Bands of a reduced ignition composition were then applied to the wrapper. In comparison, a wrapper was constructed in

which a burn promoting agent was only applied in between reduced ignition bands. The reduced ignition bands were formed by applying an alginate to the wrapper.

The commercial paper had a permeability of 60 CU and was treated with 0.8% mixed citrate. The base paper contained relatively uniform amounts of fiber and a filler (calcium carbonate).

In contrast, the bands of the sample made according to the present disclosure were applied to regions that had no burn promoting agent present.

The above described wrappers were formed into cigarettes. The tobacco used was a standard American blend at a density of about 240 mg/cc.

The following table shows a comparison of properties between the commercially available paper (Comparative Samples 1 and 3) and the paper of the present disclosure (Samples 2 and 4).

In order to obtain some of the test results below, the smoking articles or cigarettes were placed into a smoking machine. A Borgwaldt Model RM20 Kit Smoking Machine was used. Air permeability was measured using a Borgwaldt Air Permeability Tester, model A10 using a 2 mm x 15 mm head. Diffusivity (diffusion capacitance D^*) was measured using a Sodim CO₂ Diffusivity Meter.

Table 1: Test Results

Test Property	Comparative Sample 1	Sample 2	Comparative Sample 3	Sample 4
Base Permeability (CU)	67.0	68.0	63.4	67.6
Na/K citrate expressed as % anhydrous citric acid (wt %) (between bands for Samples 2 and 4)	0.78	0.65	0.84	0.90
Band D^* (cm/s) at 23°C	0.038	0.199	0.042	0.190
Band Permeability (CU)	11.1	36.8	9.7	28.1
CaCO ₃ (%)	31.4	32.1	28.4	30.4
Basis weight (gsm)	28.3	26.2	28.6	25.8
Gap width (mm)	N/A	0.25	N/A	0.25
Band width (mm)	6	6	6	6
Band spacing (mm)	20	20	20	20

ASTM (%)	100	96	100	98
FASE (%)	98	20	98	15
Puff number	6.8	6.9	6.8	6.8
Tar (mg/cig)	18.5	17.4	18.2	17.1
Nicotine (mg/cig)	1.22	1.13	1.25	1.20
CO (mg/cig)	16.2	14.2	14.7	13.3
CO/tar (mg/mg)	0.88	0.82	0.81	0.78

As shown above, smoking articles made according to the present disclosure outperformed the comparative paper. The major differences were (1) much higher band permeability, and (2) lower tar, nicotine, and CO deliveries at an equivalent puff number. Also, the ASTM was above 90% for both articles so there was no noticeable drop off in LIP performance.

Therefore, Samples 2 and 4 mitigated a multitude of the drawbacks associated with commercially available cigarette paper while maintaining good LIP performance.

As shown above, the samples made according to the present disclosure had significantly higher band permeabilities while still maintaining excellent reduced ignition characteristics (ASTM test). The wrappers made according to the present disclosure also had a higher diffusivity at room temperature which further indicates better air flow properties.

Example 2

Further wrappers were constructed and tested according to some of the tests described in Example 1 above. In this Example, Sample 5 below was uniformly treated over its entire surface area with potassium citrate. Bands of a reduced ignition composition were then applied to the wrapper. The bands were made from an alginate composition. The paper wrapper was made from a mixture of softwood fibers, hardwood fibers, and a filler.

Sample 6 below had no burn promoting agent present in the reduced ignition bands. In addition, the wrapper contained untreated areas prior to and after each reduced ignition band. The untreated areas were free of any burn promoting agents and had a width of 0.25 mm.

The wrappers were used to produce cigarettes. A standard American blend was used as the tobacco filler. The cigarettes were constructed such that Sample 5 and Sample 6 had approximately the same ASTM rating and FASE rating.

In order to obtain some of the test results below, the smoking articles or
5 cigarettes were placed into a smoking machine. A Borgwaldt Smoking Machine model R04 was used. The carbon monoxide results were obtained using a Borgwaldt CO-Analyzer, model C21.

The following results were obtained:

Paper Property	Sample 5	Sample 6
Basis Weight (gsm)	27.2	25.4
Band D* (cm/s)	0.077	0.180
Band Permeability (CU)	13.3	21.4
Base Permeability (CU)	71	79
Calcium Carbonate (%)	25.4	27.2
Potassium Citrate (expressed as wt % anhydrous citric acid) (between bands for Sample 6)	1.5	1.2
Gap width (mm)	N/A	0.25
Band width (mm)	6	6
Band spacing (mm)	18	18
ASTM %	100	100
FASE %	20	29
Puff #	6.3	6.4
Tar (mg/cig)	16.1	16.6
CO (mg/cig)	13.1	12.7
CO/tar	0.81	0.77
CO/puff	2.08	1.98
CO delivery from puffing in one band (vol %, total for 10 bands)	5.3	4.4

10

As shown above, Sample 6 had a significantly higher band permeability than Sample 5. In this Example, carbon monoxide was measured in the banded regions.

In particular, the cigarettes were placed into a smoking machine and a puff within the banded region was analyzed for carbon monoxide. As shown above, the sample

made according to the present disclosure displayed a 17% reduction in carbon monoxide within the bands.

The banded areas also went under thermogravimetric analysis. The TGA plot was obtained using Model No. TGA Q50 sold by TA Instruments. The TGA plot is illustrated in Fig. 4. As shown, Sample 6 degraded at a higher temperature, meaning that the reduced ignition area remained intact for a longer period of time than Sample 5.

Example 3

Further wrappers were constructed and tested. Sample 7 was made similar to Sample 5 in Example 2. Sample 8 was made similar to Sample 6 in Example 2. Sample 8, however, had a gap width of 2 mm in the untreated areas.

Sample 9 was made in accordance with the present disclosure and includes a “two tone” citrate treatment. In Sample 9, the entire wrapper was first treated with 0.3% by weight sodium citrate. An additional 0.8% by weight potassium citrate was then applied in between the reduced ignition bands. In addition, untreated regions or barrier regions were created that had a gap width of 2 mm.

In this Example, the wrappers were constructed so as to have a similar band diffusivity at 23°C using a wrapper having a lower permeability. The following results were obtained.

Paper Property	Sample 7	Sample 8	Sample 9
Basis Weight (gsm)	25.3	26.4	25.7
Band D* (cm/s) (23°C)	0.120	0.130	0.122
Band Permeability (CU)	11.2	11.9	13.3
Base Permeability (CU)	39	42	43
Calcium Carbonate (%)	29.9	30.8	31.3
Potassium Citrate (expressed as wt % anhydrous citric acid) (between bands for Sample 8)	1.0	1.0	0.8
Sodium Citrate applied over entire wrapper (wt. %)	N/A	N/A	0.3
Gap width (mm)	N/A	2	2
Band width (mm)	6	6	6
Band spacing (mm)	18	18	18

ASTM %	79	89	94
FASE %	5	25	13

As shown above, Samples 8 and 9 had significantly better ASTM ratings at the same band diffusivity. Unexpectedly, Sample 9 had better ASTM ratings and FASE ratings than Sample 8.

5 Cigarettes made from the wrappers were placed into a smoking machine for visual observation only. While the cigarettes were in the machine, it was noticed that the wrapper of Sample 8 underwent a noticeable amount of staining in relation to the wrapper made according to Sample 9. Figs. 5A and 5B are representative drawings of the cigarettes as they were smoked by the smoking machine. Fig. 5A represents
 10 the cigarette made with the wrapper of Sample 8, while the cigarette shown by Fig. 5B was made with the wrapper of Sample 9. As shown by comparing the figures, the wrapper in Fig. 5B did not produce as many stains on the wrapper during smoking as the wrapper illustrated in Fig. 5A. The reduction in staining is believed to have occurred due to the presence of minor amounts of burn promoting agents in the
 15 banded regions.

These and other modifications and variations to the present invention may be practiced by those of ordinary skill in the art, without departing from the spirit and scope of the present invention, which is more particularly set forth in the appended claims. In addition, it should be understood that aspects of the various embodiments
 20 may be interchanged both in whole or in part. Furthermore, those of ordinary skill in the art will appreciate that the foregoing description is by way of example only, and is not intended to limit the invention so further described in such appended claims.

Claims

1. A wrapper for a smoking article comprising:
 - a paper substrate comprising cellulose fibers and a filler, the paper substrate having a width and a length;
 - a plurality of discrete reduced ignition areas extending in the width direction on the paper substrate and being spaced along the length direction;
 - at least one burn accelerating area positioned in between a first reduced ignition area and a second adjacent reduced ignition area, the burn accelerating area comprising one or more burn promoting agents; and
 - wherein the reduced ignition areas have a permeability of greater than 20 CORESTA while having a diffusivity of less than about 0.5 cm/s at 23°C, the reduced ignition areas being free of one or more burn promoting agents or containing one or more burn promoting agents in an amount less on a weight per area basis than an amount of burn promoting agents contained in the at least one burn accelerating area and wherein the amount is less than about 0.4% by weight.

2. The wrapper as defined in claim 1, wherein the burn accelerating area includes a first edge facing the first reduced ignition area and a second edge facing the second reduced ignition area; and wherein the wrapper further comprises:
 - at least one untreated area, the untreated area being located between the first edge of the burn accelerating area and the first reduced ignition area; and
 - wherein the untreated area and the reduced ignition areas are free of the burn promoting agent.

3. The wrapper as defined in claim 1 or 2, wherein the at least one burn accelerating area contains one or more burn promoting agents in an amount from about 0.5% to about 2.5% by weight.
4. The wrapper as defined in any one of claims 1 to 3, wherein the reduced ignition areas are formed from a non-fibrous film-forming composition.
5. The wrapper as defined in any one of claims 1 to 4, wherein the reduced ignition areas comprise a starch composition.
6. The wrapper as defined in any one of claims 1 to 4, wherein the reduced ignition areas comprise an alginate composition.
7. The wrapper as defined in any one of claims 1 to 6, wherein the plurality of discrete reduced ignition areas comprise circumferential bands having a width of from about 3 mm to about 10 mm.
8. The wrapper as defined in claim 2, wherein the wrapper includes first and second untreated areas, the first untreated area being located between the first edge of the burn accelerating area and the first reduced ignition area, the second untreated area being located between the second edge of the burn accelerating area and the second reduced ignition area.
9. The wrapper as defined in claim 2 or 8, wherein the first and second untreated areas comprise circumferential bands having a width of from about 0.1 mm to about 4 mm.

10. The wrapper as defined in any one of claims 1 to 9, wherein the reduced ignition areas only comprise areas where a reduced ignition composition has been applied to the paper substrate such that no other topical treatments have been applied.
11. The wrapper as defined in any of claims 1 to 10, wherein the reduced ignition areas are free of one or more burn promoting agents.
12. The wrapper as defined in claim 1, wherein the reduced ignition areas contain one or more burn promoting agents in an amount of from about 0.05% by weight to about 0.4% by weight, such as from about 0.1% by weight to about 0.2% by weight.
13. The wrapper as defined in claim 1, wherein the reduced ignition areas contain one or more burn promoting agents, the amount of burn promoting agents contained in the reduced ignition areas being from about 5% to about 60%, such as from about 10% to about 30% of the amount of burn promoting agents contained in the at least one burn accelerating area.
14. The wrapper as defined in claim 1, wherein at least one burn promoting agent is present in the reduced ignition areas according to a discontinuous pattern.
15. The wrapper as defined in claim 1, wherein a first burn promoting agent has been applied continuously over a surface of the paper substrate and a second burn promoting agent has been applied only in the at least one burn accelerating area.

16. The wrapper as defined in any of claims 1 to 15, wherein the reduced ignition areas have a diffusivity at 23°C of from about 0.15 cm/s to about 0.5 cm/s.
17. A smoking article comprising:
 - a column comprising a smokable tobacco; and
 - a paper wrapper surrounding the column of the smokable tobacco, the paper wrapper comprising any of the wrappers of claims 1-16.
18. The smoking article as defined in claim 17, wherein the smoking article has a pass rating according to ASTM Test E2187-09 of at least 75%.
19. The smoking article as defined in claim 17, wherein the column comprising the smokable tobacco has a density of from about 160 mg/cm³ to about 250 mg/cm³.

1/5

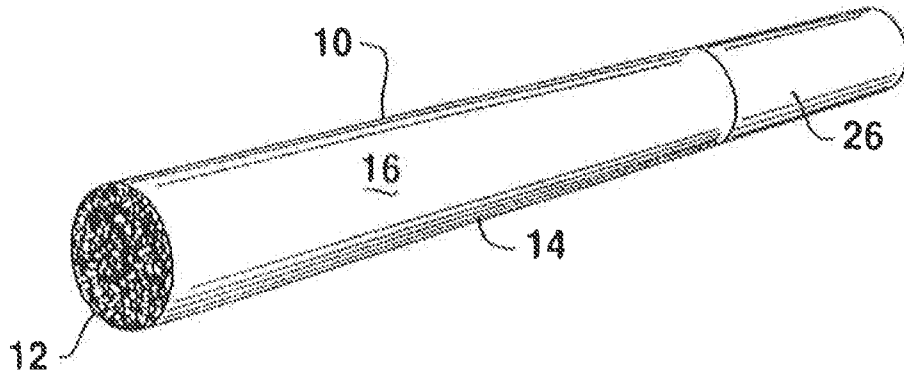


FIG. -1-

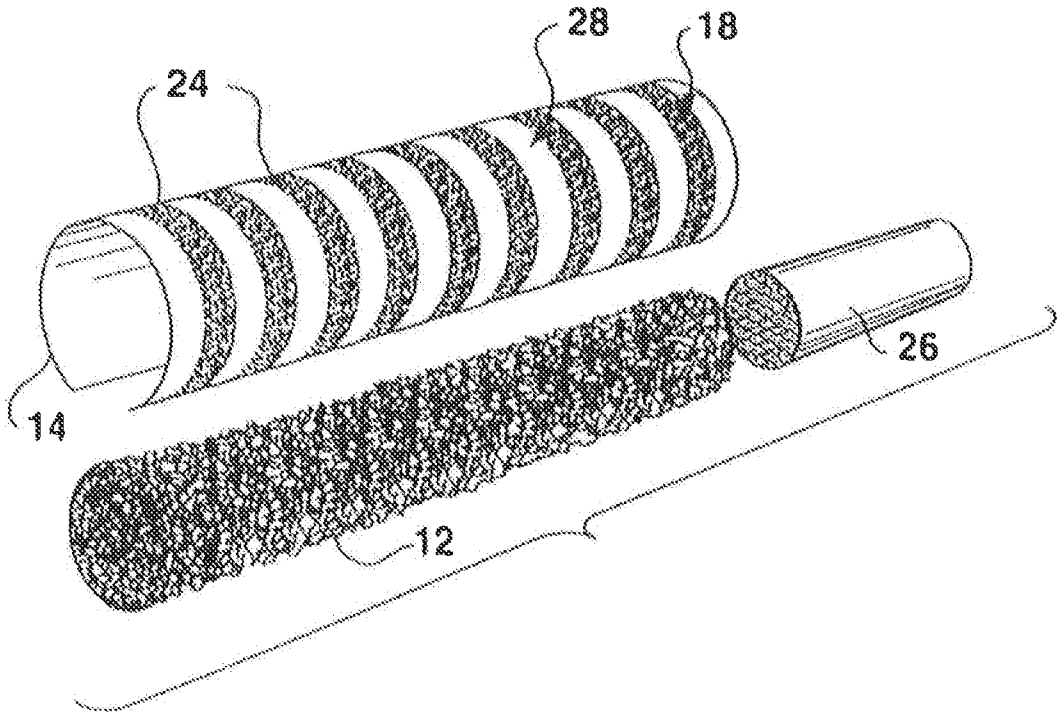


FIG. -2-

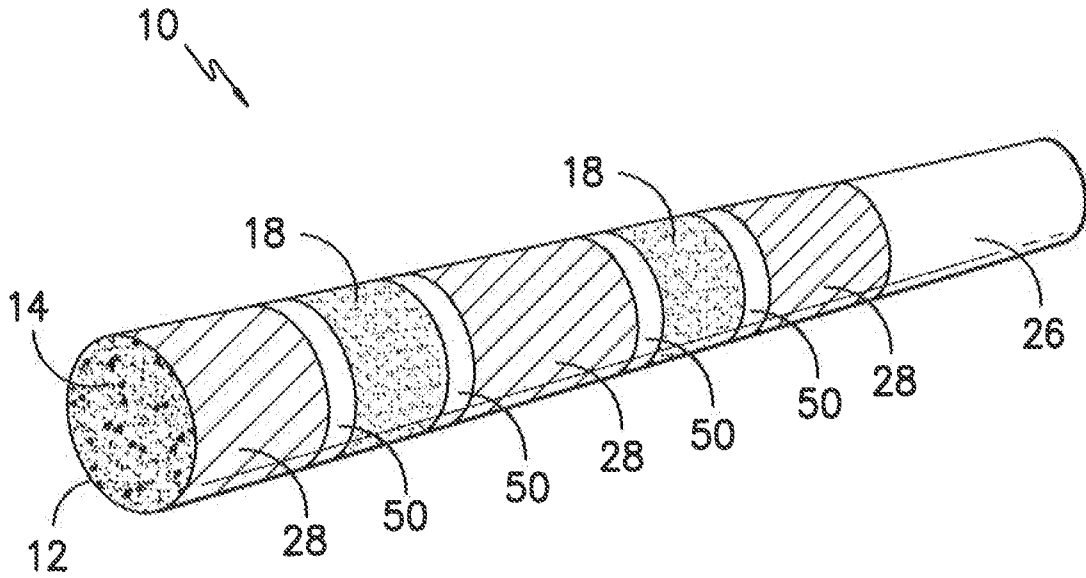


FIG. -3-

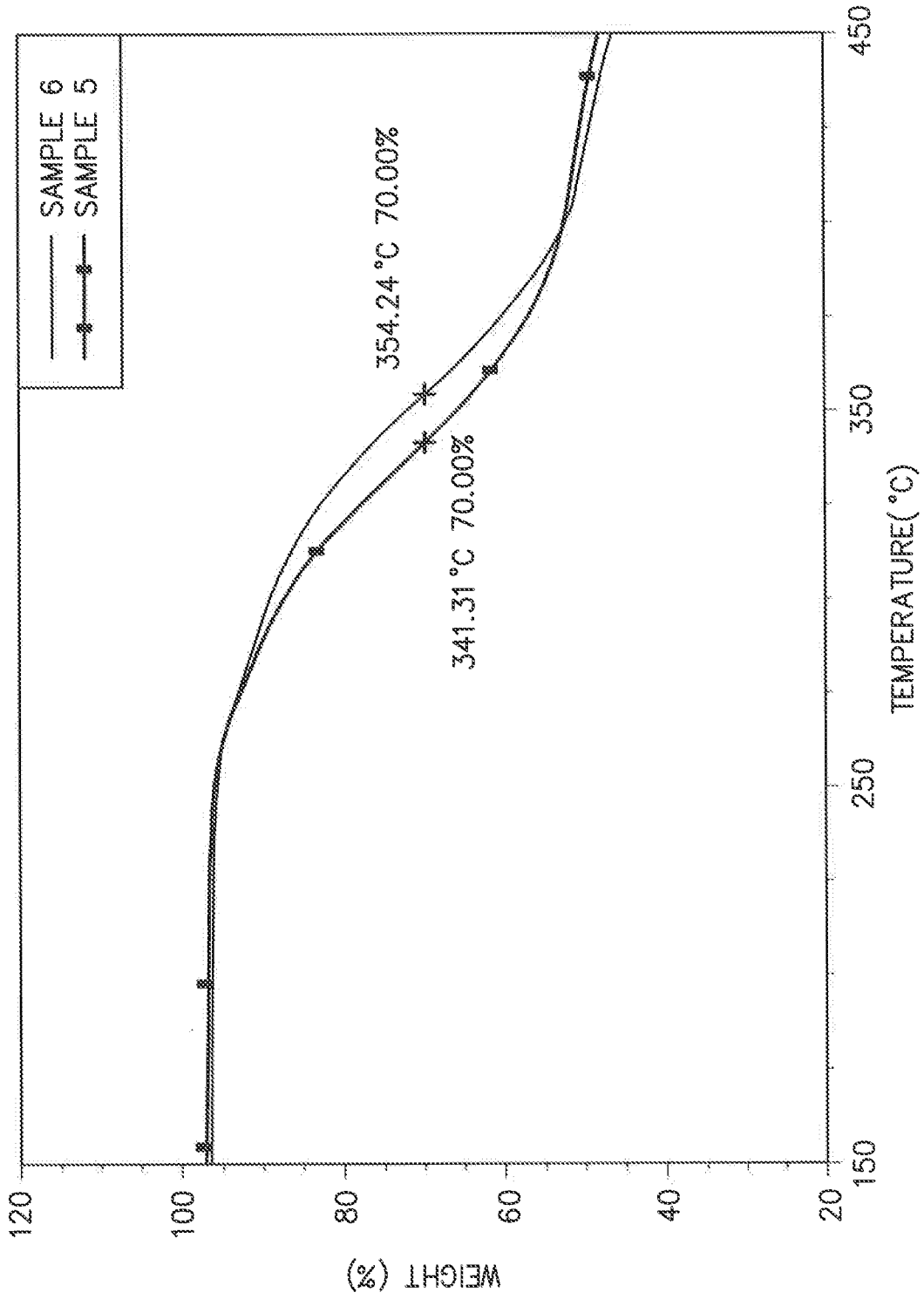


FIG. -4-

4/5

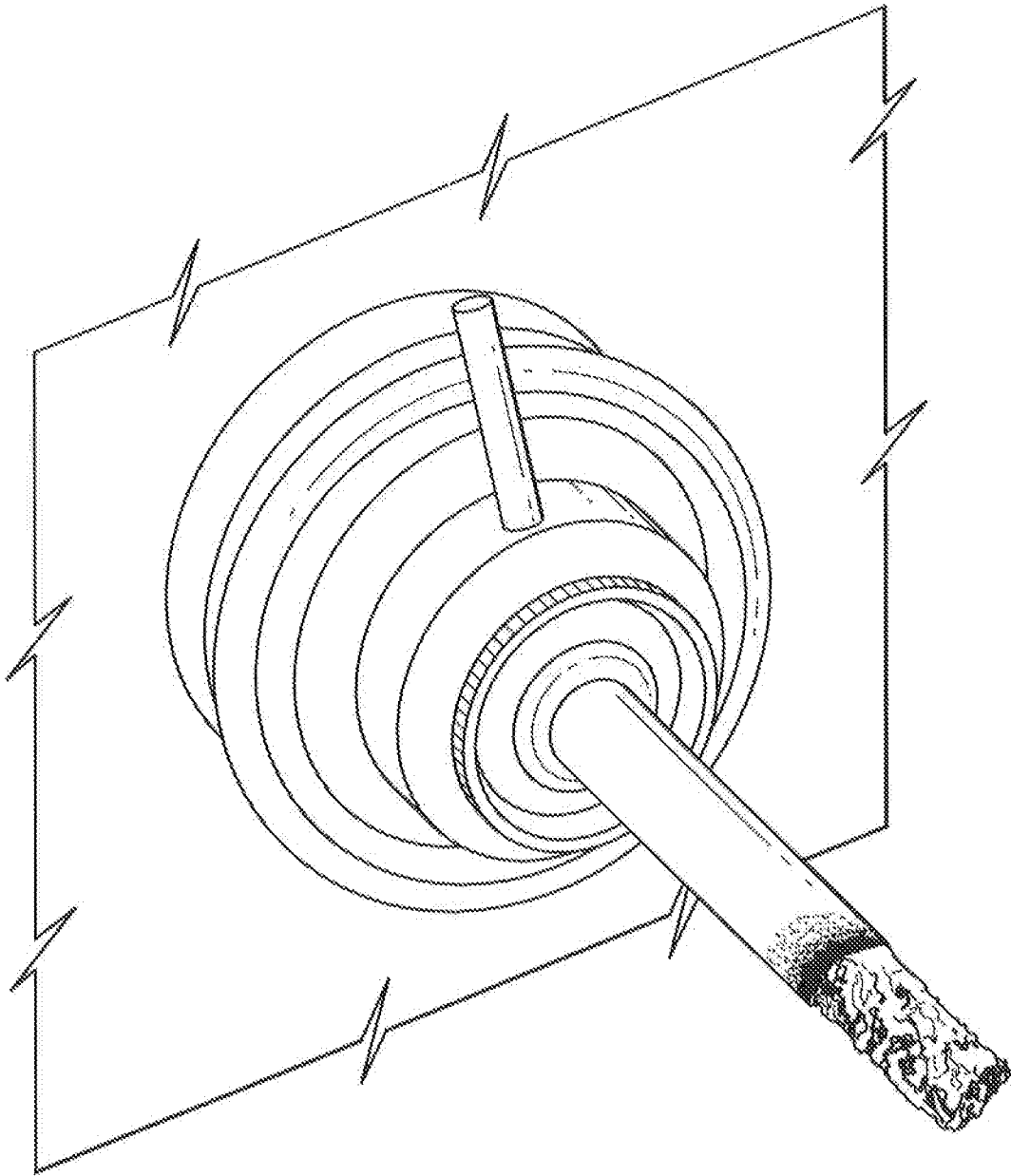


FIG. -5A-

5/5

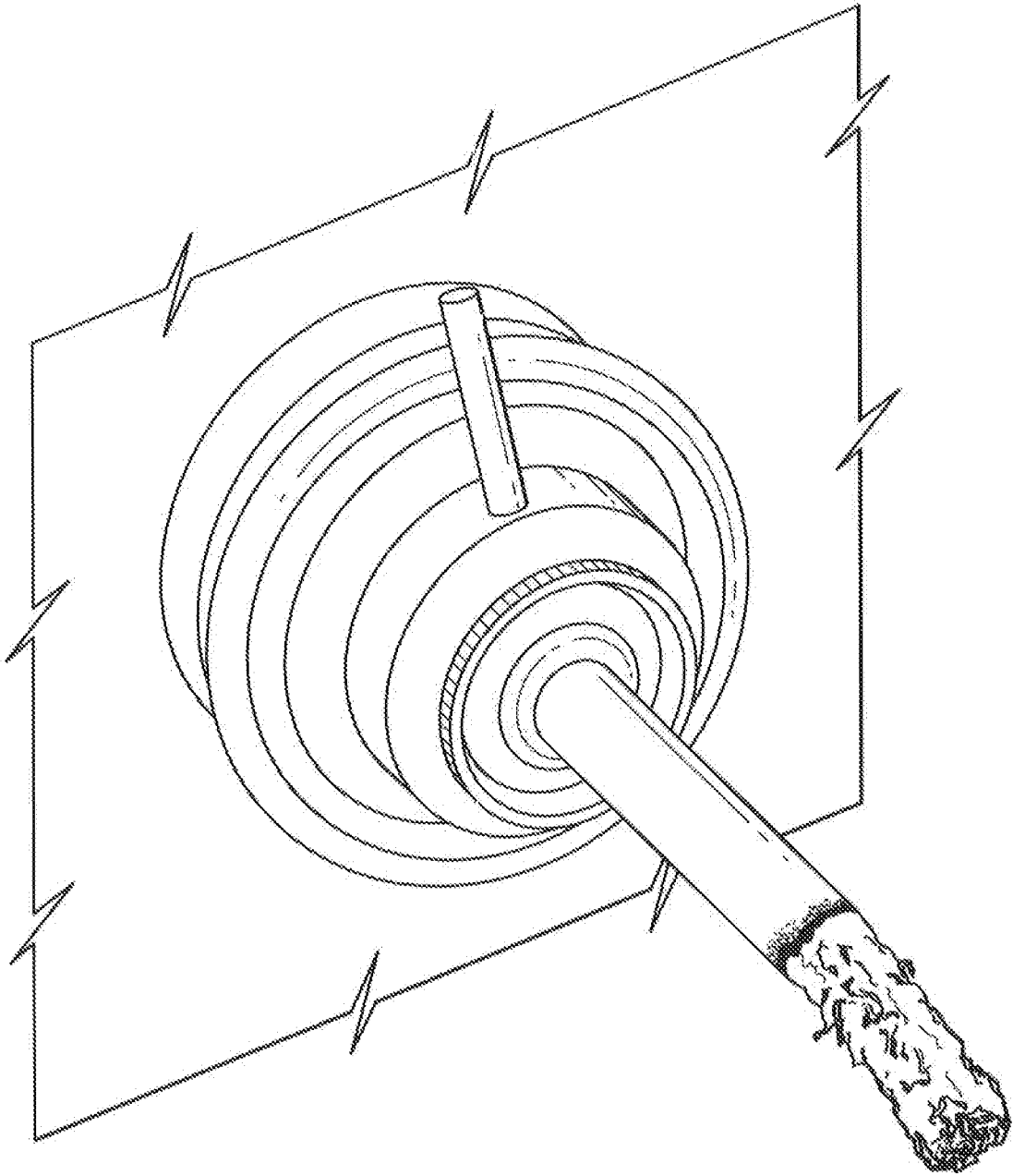


FIG. -5B-

