

No. 875,517.

PATENTED DEC. 31, 1907.

A. G. GEVERT.
INSTEP SUPPORTER FOR BOOTS AND SHOES.
APPLICATION FILED MAY 16, 1906.

Fig. 1.

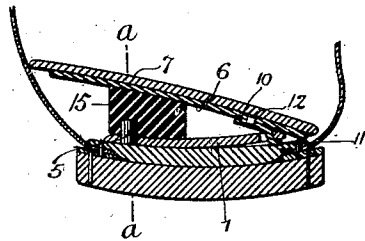


Fig. 2.

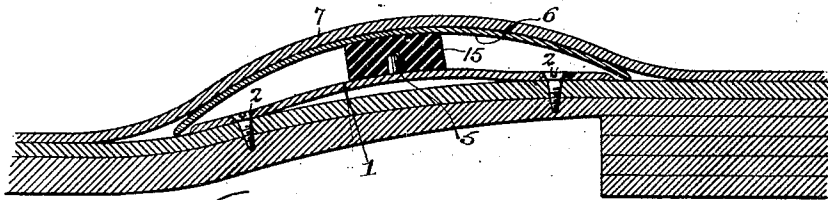
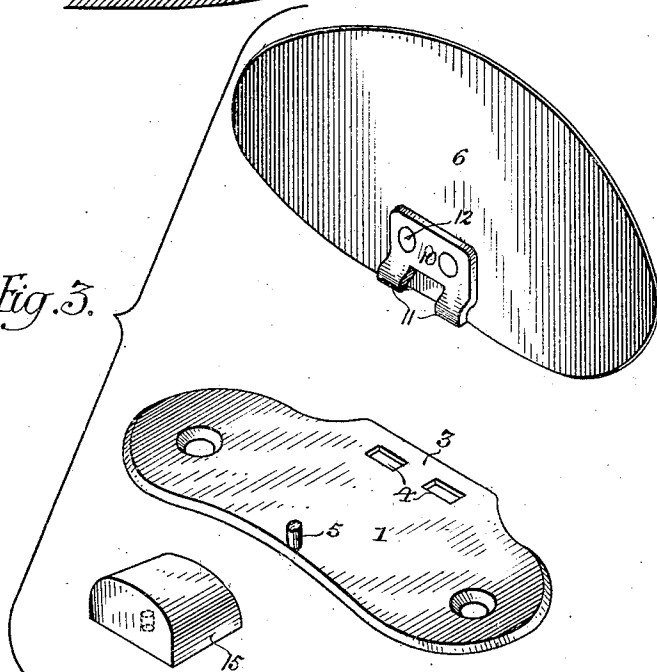


Fig. 3.



Witnesses:-
Wills A. Burrows
Titus Nelson.

Inventor-
Anders Gustaf Gevert.
By his Attorneys,
Howson & Howson

UNITED STATES PATENT OFFICE.

ANDERS GUSTAF GEVERT, OF PHILADELPHIA, PENNSYLVANIA.

INSTEP-SUPPORTER FOR BOOTS AND SHOES.

No. 875,517.

Specification of Letters Patent.

Patented Dec. 31, 1907.

Application filed May 16, 1906. Serial No. 317,134.

To all whom it may concern:

Be it known that I, ANDERS GUSTAF GEVERT, a citizen of the United States, residing in Philadelphia, Pennsylvania, have invented certain Improvements in Instep-Supporters for Boots and Shoes, of which the following is a specification.

My invention relates to a device to be secured inside a boot or shoe for the relief and cure of flat-footedness, usually caused by a broken instep.

My invention comprises a two-part supporting structure connected together under conditions of use and having a resilient member disposed between said parts, and the object of my invention is to so construct the supporter that the top plate can be detached from the bottom plate to allow for the adjustment of yielding supports, and to provide hinged connection for the top and bottom plate so that said top plate will lie close to the inner sole of the shoe.

In the accompanying drawing: Figure 1, is a cross-sectional view of an ordinary shoe at the instep portion, showing my improved supporter applied thereto; Fig. 2, is a longitudinal sectional view on the line *a-a*, Fig. 1, and Fig. 3, is a perspective view showing the parts detached.

The supporter forming the subject of my invention consists of a base plate 1 which is secured to the inner sole of the shoe at the instep portion by means of screws 2 or other suitable fastenings. This plate has a projecting portion 3 at one side with openings 4, two in the present instance, and a pin 5 at the opposite side. The plate 1 is more or less curved to follow the contour of the sole. The upper plate for supporting the instep is shown at 6. This plate is arched as shown, and is preferably longer and wider than the bottom plate so that it will lap over the edges of the latter. The ends of this plate fit down upon the inner sole of the shoe giving a comparatively smooth finish, and when the insole 7 is mounted in the shoe above this top plate, there will be no annoying projections or ridges.

Secured to one side of the top plate is a hinge member 10 having curved hooks 11 extending downwardly as shown. This hinge member is secured in the present instance, by rivets 12, but other suitable fastenings may be used; rivets being preferred so as to give a smooth finish to the upper surface of the top plate. The hooks 11 are so

shaped that they will readily enter the openings 4 in the bottom plate, and when the top plate is down in position, it is firmly locked to the bottom plate. The hinged portion prevents any side movement of the top plate, but when the said top plate is raised, it can be readily detached.

Mounted on the pin 5 is a block of rubber 15 of any suitable height. This block of rubber supports the top plate; but will yield to a certain extent under pressure. This rubber block is removable so that blocks of different heights can be inserted in its stead to change the position of the top plate with respect to the bottom plate. Instead of using blocks of rubber, I may employ other resilient material, and in some cases metal springs. In each instance resilient members of different heights will be used.

By making the top plate removable, it can be quickly replaced if necessary or desirable with a different shaped plate, and by making the rubber block removable it can be replaced with a block of lesser or greater height as may be desired. In order to cure flat-footedness, I preferably start with a very thin block of rubber so that the patient will become accustomed to the difference in the shape of the support for the foot. After being worn for the desired length of time, this rubber block can be removed from the bottom plate and a block slightly higher can be inserted, and so on, until the desired height is obtained to properly support the instep. By this method the changes will be gradual and the foot will be given necessary support without discomfort.

I claim:

1. The combination, in an instep support for boots and shoes, of a base plate secured to the inner sole of the boot or shoe, a top plate extending across the base plate and detachably hinged to the same at one side, a block of resilient material forming a support and detachably mounted between said plates at the side opposite their point of engagement, and means carried by the base plate for positioning said support, said means not affecting its resiliency.

2. The combination, in an instep support for boots and shoes, of a base plate secured to the inner sole of the boot or shoe, a top plate extending across the sole and having a hooked portion at one side, said base plate being recessed for engagement by said hooked portion, and a block of rubber de-

tachably mounted between said plates at the side opposite their point of engagement.

3. The combination, of a base plate secured to the instep portion of the insole of a boot or shoe and recessed at one side, a top plate extending across the sole and mounted above said base plate, a hinge member secured to the underside of the top plate having projecting hooks to engage the recesses of the bottom plate, and detachable means mounted between said plates and disposed at one side of the same for supporting said bottom plate.

4. The combination, of a base plate recessed at one side and secured to the instep portion of the inner sole of a boot or shoe, a

pin on the opposite side of said plate, a rubber block mounted on said pin, a curved top plate overlying said base plate, a hinge member secured to the underside of the top plate, and hooks carried by said hinge member and arranged to enter the recesses in the base plate, so that while the top plate is normally connected to the base plate, it can be readily detached therefrom.

In testimony whereof, I have signed my name to this specification, in the presence of two subscribing witnesses.

ANDERS GUSTAF GEFVERT.

Witnesses:

J. N. FORT, Jr.,
C. T. AYER.