



(86) Date de dépôt PCT/PCT Filing Date: 2004/05/19
(87) Date publication PCT/PCT Publication Date: 2005/01/06
(45) Date de délivrance/Issue Date: 2013/06/25
(85) Entrée phase nationale/National Entry: 2005/10/27
(86) N° demande PCT/PCT Application No.: US 2004/015702
(87) N° publication PCT/PCT Publication No.: 2005/000833
(30) Priorités/Priorities: 2003/05/19 (US60/471,931);
2004/04/14 (US60/562,183)

(51) Cl.Int./Int.Cl. *C07D 333/54* (2006.01),
A61K 31/381 (2006.01), *A61K 31/421* (2006.01),
C07D 263/57 (2006.01), *C07D 409/02* (2006.01)

(72) Inventeurs/Inventors:
MI, YUAN, US;
PAN, SHIFENG, US;
GRAY, NATHANAEL S., US;
GAO, WENQI, US;
FAN, YI, US;
JIANG, TAO, US

(73) Propriétaire/Owner:
IRM LLC, BM

(74) Agent: FETHERSTONHAUGH & CO.

(54) Titre : COMPOSES IMMUNOSUPPRESSEURS ET COMPOSITIONS
(54) Title: IMMUNOSUPPRESSANT COMPOUNDS AND COMPOSITIONS

(57) Abrégé/Abstract:

The present invention relates to immunosuppressant, process for their production, their uses and pharmaceutical compositions containing them. The invention provides a novel class of compounds useful in the treatment or prevention of diseases or disorders mediated by lymphocyte interactions, particularly diseases associated with EDG receptor mediated signal transduction.



(12) INTERNATIONAL APPLICATION PUBLISHED UNDER THE PATENT COOPERATION TREATY (PCT)

(19) World Intellectual Property
Organization
International Bureau



(43) International Publication Date
6 January 2005 (06.01.2005)

PCT

(10) International Publication Number
WO 2005/000833 A1

(51) International Patent Classification⁷: **C07D 333/60**

PH, PL, PT, RO, RU, SC, SD, SE, SG, SK, SL, SY, TJ, TM, TN, TR, TT, TZ, UA, UG, US, UZ, VC, VN, YU, ZA, ZM, ZW.

(21) International Application Number:
PCT/US2004/015702

(22) International Filing Date: 19 May 2004 (19.05.2004)

(25) Filing Language: English

(26) Publication Language: English

(30) Priority Data:
60/471,931 19 May 2003 (19.05.2003) US
60/562,183 14 April 2004 (14.04.2004) US

(84) Designated States (unless otherwise indicated, for every kind of regional protection available): ARIPO (BW, GH, GM, KE, LS, MW, MZ, NA, SD, SL, SZ, TZ, UG, ZM, ZW), Eurasian (AM, AZ, BY, KG, KZ, MD, RU, TJ, TM), European (AT, BE, BG, CH, CY, CZ, DE, DK, EE, ES, FI, FR, GB, GR, HU, IE, IT, LU, MC, NL, PL, PT, RO, SE, SI, SK, TR), OAPI (BF, BJ, CF, CG, CI, CM, GA, GN, GQ, GW, ML, MR, NE, SN, TD, TG).

Declarations under Rule 4.17:

- as to applicant's entitlement to apply for and be granted a patent (Rule 4.17(ii)) for the following designations AE, AG, AL, AM, AT, AU, AZ, BA, BB, BG, BR, BW, BY, BZ, CA, CH, CN, CO, CR, CU, CZ, DE, DK, DM, DZ, EC, EE, EG, ES, FI, GB, GD, GE, GH, GM, HR, HU, ID, IL, IN, IS, JP, KE, KG, KP, KR, KZ, LC, LK, LR, LS, LT, LU, LV, MA, MD, MG, MK, MN, MW, MX, MZ, NA, NI, NO, NZ, OM, PG, PH, PL, PT, RO, RU, SC, SD, SE, SG, SK, SL, SY, TJ, TM, TN, TR, TT, TZ, UA, UG, UZ, VC, VN, YU, ZA, ZM, ZW, ARIPO patent (BW, GH, GM, KE, LS, MW, MZ, NA, SD, SL, SZ, TZ, UG, ZM, ZW), Eurasian patent (AM, AZ, BY, KG, KZ, MD, RU, TJ, TM), European patent (AT, BE, BG, CH, CY, CZ, DE, DK, EE, ES, FI, FR, GB, GR, HU, IE, IT, LU, MC, NL, PL, PT, RO, SE, SI, SK, TR), OAPI patent (BF, BJ, CF, CG, CI, CM, GA, GN, GQ, GW, ML, MR, NE, SN, TD, TG)
- as to the applicant's entitlement to claim the priority of the earlier application (Rule 4.17(iii)) for all designations
- of inventorship (Rule 4.17(iv)) for US only

Published:

- with international search report
- before the expiration of the time limit for amending the claims and to be republished in the event of receipt of amendments

For two-letter codes and other abbreviations, refer to the "Guidance Notes on Codes and Abbreviations" appearing at the beginning of each regular issue of the PCT Gazette.

(71) Applicant (for all designated States except US): **IRM, LLC** [US/US]; P.O. Box HM 2899, Hamilton, HM LX (BM).

(72) Inventors; and

(75) Inventors/Applicants (for US only): **MI, Yuan** [CN/US]; 11175 Affinity Court, Unit 45, San Diego, CA 92131 (US). **PAN, Shifeng** [CN/US]; 13880 Kerry Lane, San Diego, CA 92130 (US). **GRAY, Nathanael, S.** [US/US]; 5652 Lamas Street, San Diego, CA 92122 (US). **GAO, Wenqi** [CN/US]; 7958 Harmarsh Street, San Diego, CA 92123 (US). **FAN, Yi** [CN/US]; 12228 Pepper Tree Lane, Poway, CA 92064 (US). **JIANG, Tao** [CN/US]; 10721 Calle Mar De Mariposa, San Diego, CA 92130 (US).

(74) Agents: **REID, Scott** et al.; The Genomics Institute of The Novartis Research Foundation, 10675 John Jay Hopkins Drive, San Diego, CA 92121 (US).

(81) Designated States (unless otherwise indicated, for every kind of national protection available): AE, AG, AL, AM, AT, AU, AZ, BA, BB, BG, BR, BW, BY, BZ, CA, CH, CN, CO, CR, CU, CZ, DE, DK, DM, DZ, EC, EE, EG, ES, FI, GB, GD, GE, GH, GM, HR, HU, ID, IL, IN, IS, JP, KE, KG, KP, KR, KZ, LC, LK, LR, LS, LT, LU, LV, MA, MD, MG, MK, MN, MW, MX, MZ, NA, NI, NO, NZ, OM, PG,

(54) Title: IMMUNOSUPPRESSANT COMPOUNDS AND COMPOSITIONS

(57) Abstract: The present invention relates to immunosuppressant, process for their production, their uses and pharmaceutical compositions containing them. The invention provides a novel class of compounds useful in the treatment or prevention of diseases or disorders mediated by lymphocyte interactions, particularly diseases associated with EDG receptor mediated signal transduction.

WO 2005/000833 A1

21489-10387

IMMUNOSUPPRESSANT COMPOUNDS AND COMPOSITIONS

BACKGROUND OF THE INVENTION

10 Field of the Invention

The invention provides a novel class of immunosuppressant compounds useful in the treatment or prevention of diseases or disorders mediated by lymphocyte interactions, particularly diseases associated with EDG receptor mediated signal transduction.

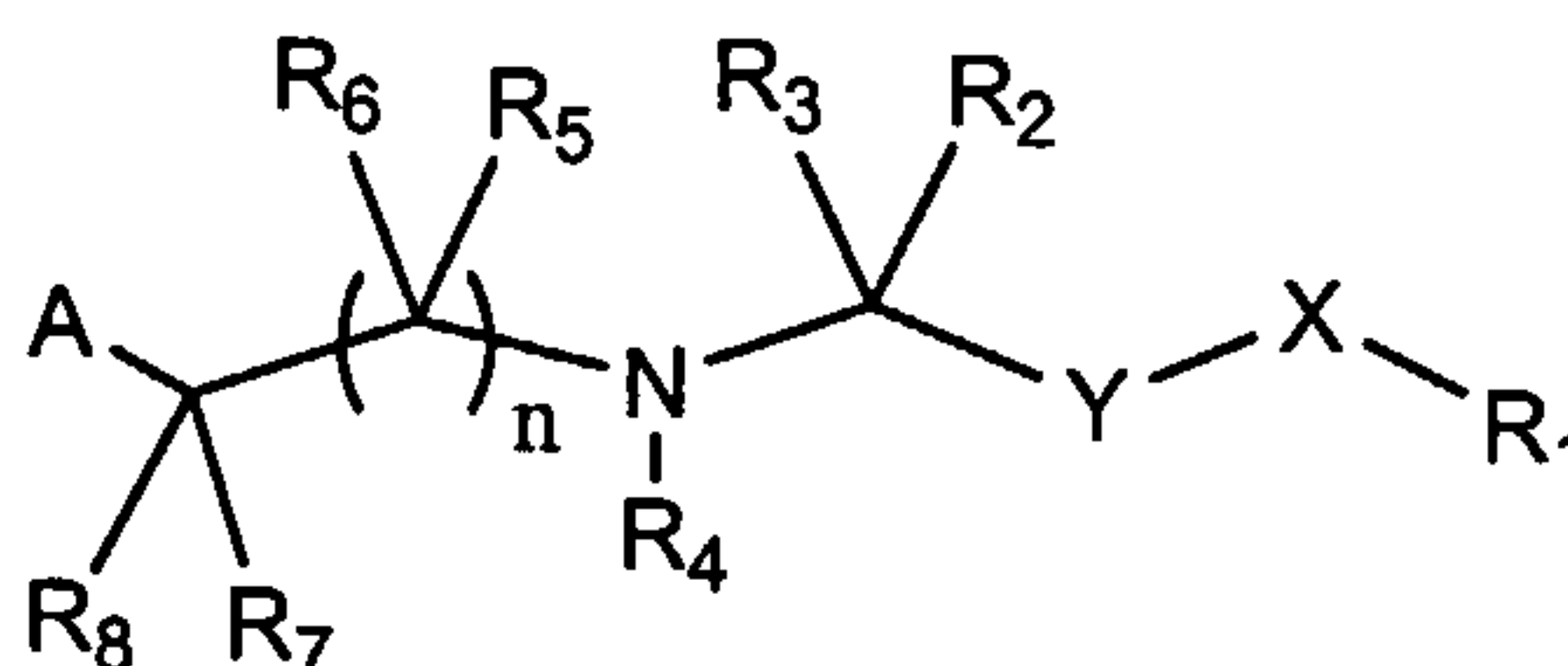
Background

15 EDG receptors belong to a family of closely related, lipid activated G-protein coupled receptors. EDG-1, EDG-3, EDG-5, EDG-6, and EDG-8 (also respectively termed S1P1, S1P3, S1P2, S1P4, and S1P5) are identified as receptors specific for sphingosine-1-phosphate (S1P). EDG2, EDG4, and EDG7 (also termed LPA1, LPA2, and LPA3, respectively) are receptors specific for lysophosphatidic (LPA). Among the S1P receptor
20 isotypes, EDG-1, EDG-3 and EDG-5 are widely expressed in various tissues, whereas the expression of EDG-6 is confined largely to lymphoid tissues and platelets, and that of EDG-8 to the central nervous system. EDG receptors are responsible for signal transduction and are thought to play an important role in cell processes involving cell development, proliferation, maintenance, migration, differentiation, plasticity and apoptosis. Certain EDG
25 receptors are associated with diseases mediated by lymphocyte interactions, for example, in transplantation rejection, autoimmune diseases, inflammatory diseases, infectious diseases and cancer. An alteration in EDG receptor activity contributes to the pathology and/or

symptomology of these diseases. Accordingly, molecules that themselves alter the activity of EDG receptors are useful as therapeutic agents in the treatment of such diseases.

SUMMARY OF THE INVENTION

5 This invention relates to compounds of Formula I:



in which:

n is 1 or 2;

10 A is chosen from $-\text{C}(\text{O})\text{OR}_9$, $-\text{OP}(\text{O})(\text{OR}_9)_2$, $-\text{P}(\text{O})(\text{OR}_9)_2$, $-\text{S}(\text{O})_2\text{OR}_9$, $-\text{P}(\text{O})(\text{R}_9)\text{OR}_9$ and 1*H*-tetrazol-5-yl; and R_9 is chosen from hydrogen and C_{1-6} alkyl;

X is a bond or is chosen from C_{1-4} alkylene, $-\text{X}_1\text{OX}_2-$, $-\text{X}_1\text{NR}_{10}\text{X}_2-$, $-\text{X}_1\text{C}(\text{O})\text{NR}_{10}\text{X}_2-$, $-\text{X}_1\text{NR}_{10}\text{C}(\text{O})\text{X}_2-$, $-\text{X}_1\text{S}(\text{O})\text{X}_2-$, $-\text{X}_1\text{S}(\text{O})_2\text{X}_2-$, $-\text{X}_1\text{SX}_2-$ and C_{2-9} heteroarylene; wherein X_1 and X_2 are independently chosen from a bond and C_{1-3} alkylene;

15 R_{10} is chosen from hydrogen and C_{1-6} alkyl; and any heteroarylene of X is optionally substituted by a member of the group chosen from halo and C_{1-6} alkyl;

20 Y is a fused 5,6 or 6,6 hetero bicyclic ring system consisting of at least one aromatic ring, wherein said fused bicyclic ring system of Y can be optionally substituted with 1 to 3 radicals chosen from halo, hydroxy, cyano, nitro, C_{1-6} alkyl, C_{1-6} alkoxy, halo-substituted C_{1-6} alkyl and halo-substituted C_{1-6} alkoxy;

25 R_1 is chosen from C_{6-10} aryl and C_{2-9} heteroaryl; wherein any aryl or heteroaryl of R_1 is optionally substituted by a radical chosen from C_{6-10} aryl C_{0-4} alkyl, C_{2-9} heteroaryl C_{0-4} alkyl, C_{3-8} cycloalkyl C_{0-4} alkyl, C_{3-8} heterocycloalkyl C_{0-4} alkyl or C_{1-6} alkyl; wherein any aryl, heteroaryl, cycloalkyl or heterocycloalkyl group of R_1 can be optionally substituted by 1 to 3 radicals chosen from halo, C_{1-6} alkyl, C_{1-6} alkoxy, halo-substituted- C_{1-6} alkyl and halo-substituted- C_{1-6} alkoxy; and any alkyl group of R_1 can optionally have a methylene replaced by an atom or group chosen from $-\text{S}-$, $-\text{S}(\text{O})-$, $-\text{S}(\text{O})_2-$, $-\text{NR}_{10}-$ and $-\text{O}-$; wherein R_{10} is chosen from hydrogen or C_{1-6} alkyl;

R₂, R₃, R₅, R₆, R₇ and R₈ are independently chosen from hydrogen, C₁₋₆alkyl, halo, hydroxy, C₁₋₆alkoxy, halo-substituted C₁₋₆alkyl and halo-substituted C₁₋₆alkoxy;

R₄ is chosen from hydrogen and C₁₋₆alkyl; or R₇ and either R₂, R₄ or R₅ together with the atoms to which R₂, R₄, R₅ and R₇ are attached forms a 4 to 7 member ring; wherein
5 said 4 to 7 member ring is saturated or partially unsaturated; and the N-oxide derivatives, prodrug derivatives, protected derivatives, individual isomers and mixtures of isomers thereof; and the pharmaceutically acceptable salts and solvates (e.g. hydrates) of such compounds.

A second aspect of the invention is a pharmaceutical composition which contains a
10 compound of Formula I or an N-oxide derivative, individual isomer or mixture of isomers thereof, or a pharmaceutically acceptable salt thereof, in admixture with one or more suitable excipients.

A third aspect of the invention is a method for treating a disease in an animal in which alteration of EDG receptor mediated signal transduction can prevent, inhibit or
15 ameliorate the pathology and/or symptomology of the disease, which method comprises administering to the animal a therapeutically effective amount of a compound of Formula I or a N-oxide derivative, individual isomer or mixture of isomers thereof; or a pharmaceutically acceptable salt thereof.

A fourth aspect of the invention is the use of a compound of Formula I in the
20 manufacture of a medicament for treating a disease in an animal in which alteration of EDG receptor mediated signal transduction contributes to the pathology and/or symptomology of the disease.

A fifth aspect of the invention is a process for preparing compounds of Formula I and the N-oxide derivatives, prodrug derivatives, protected derivatives, individual isomers
25 and mixtures of isomers thereof; and the pharmaceutically acceptable salts thereof.

DESCRIPTION OF THE PREFERRED EMBODIMENTS

The invention provides compounds that are useful in the treatment and/or prevention of diseases or disorders mediated by lymphocyte interactions. Also provided are methods for treating such diseases or disorders.

Definitions

In this specification, unless otherwise defined:

“Alkyl” as a group and as a structural element of other groups, for example halo-substituted-alkyl, alkoxy, acyl, alkylthio, alkylsulfonyl and alkylsulfinyl, can be either
5 straight-chained or branched. “Alkenyl” as a group and as a structural element of other groups contains one or more carbon-carbon double bonds, and can be either straight-chain, or branched. Any double bonds can be in the cis- or trans- configuration. “Alkynyl” as a group and as structural element of other groups and compounds contains at least one C \equiv C triple bond and can also contain one or more C=C double bonds, and can, so far as possible,
10 be either straight-chain or branched. Any cycloalkyl group, alone or as a structural element of other groups can contain from 3 to 8 carbon atoms, preferably from 3 to 6 carbon atoms. “Alkylene” and “alkenylene” are divalent radicals derived from “alkyl” and “alkenyl” groups, respectively. In this application, any alkyl group of R¹ can be optionally interrupted by a member of the group selected from -S-, -S(O)-, -S(O)₂-, -NR²⁰- and -O- (wherein
15 R²⁰ is hydrogen or C₁₋₆alkyl). These groups include -CH₂-O-CH₂-, -CH₂-S(O)₂-CH₂-, -(CH₂)₂-NR²⁰-CH₂-, -CH₂-O-(CH₂)₂-, and the like.

“Aryl” means a monocyclic or fused bicyclic aromatic ring assembly containing six to ten ring carbon atoms. For example, C₆₋₁₂aryl can be phenyl, biphenyl or naphthyl, preferably phenyl. A fused bicyclic ring can be partially saturated, for example, 1,2,3,4-
20 tetrahydro-naphthalene, and the like. “Arylene” means a divalent radical derived from an aryl group. For example, arylene as used in this application can be phenylene, biphenylene, naphthylene and the like.

“Halo” or “halogen” means F, Cl, Br or I, preferably F or Cl. Halo-substituted alkyl groups and compounds can be partially halogenated or perhalogenated, whereby in the
25 case of multiple halogenation, the halogen substituents can be identical or different. A preferred perhalogenated alkyl group is for example trifluoromethyl or trifluoromethoxy.

“Heteroaryl” means aryl, as defined in this application, with the addition of at least one heteroatom moiety selected from N, O or S, and each ring is comprised of 5 to 6 ring atoms, unless otherwise stated. For example, C₂heteroaryl includes oxadiazole, triazole, and
30 the like. C₉heteroaryl includes quinoline, 1,2,3,4-tetrahydro-quinoline, and the like. C₂₋₉heteroaryl as used in this application includes thienyl, pyridinyl, furanyl, isoxazolyl,

benzoxazolyl or benzo[1,3]dioxolyl, preferably thienyl, furanyl or pyridinyl.

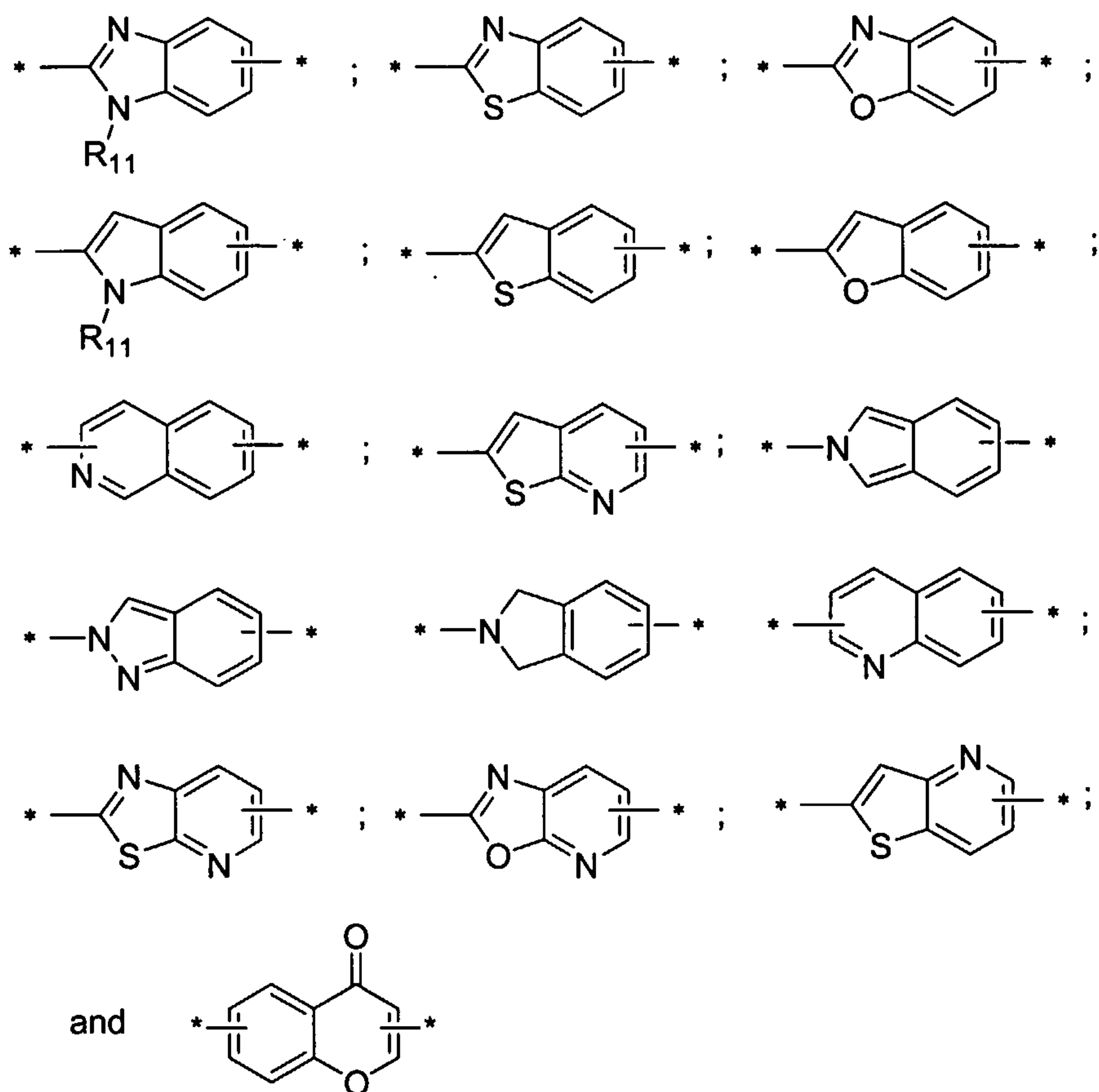
“Heteroarylene” means heteroaryl, as defined in this application, provided that the ring assembly comprises a divalent radical. A fused bicyclic heteroaryl ring system can be partially saturated, for example, 2,3-dihydro-1H-isoindole, 1,2,3,4-tetrahydro-quinoline, and
5 the like.

As used in the present invention, an EDG-1 selective compound (agent or modulator) has a specificity that is selective for EDG-1 over EDG-3 and over one or more of EDG-5, EDG-6, and EDG-8. As used herein, selectivity for one EDG receptor (a “selective receptor”) over another EDG receptor (a “non-selective receptor”) means that the compound
10 has a much higher potency in inducing activities mediated by the selective EDG receptor (e.g., EDG-1) than that for the non-selective S1P-specific EDG receptor. If measured in a GTP- γ S binding assay (as described in the Example below), an EDG-1 selective compound typically has an EC50 (effective concentration that causes 50% of the maximum response) for a selective receptor (EDG-1) that is at least 5, 10, 25, 50, 100, 500, or 1000 fold lower
15 than its EC50 for a non-selective receptor (e.g., one or more of EDG-3, EDG-5, EDG-6, and EDG-8).

Detailed Description of the Invention

The invention provides compounds that are useful for treating or preventing diseases or disorders that are mediated by lymphocyte interactions. In one embodiment, for compounds
20 of Formula I, R₁ is phenyl, naphthyl, furanyl or thienyl optionally substituted by C₆₋₁₀arylC₀₋₄alkyl, C₂₋₉heteroarylC₀₋₄alkyl, C₃₋₈cycloalkylC₀₋₄alkyl, C₃₋₈heterocycloalkylC₀₋₄alkyl or C₁₋₆alkyl; wherein any aryl, heteroaryl, cycloalkyl or heterocycloalkyl group of R₁ can be optionally substituted by one to five radicals chosen from halo, C₁₋₆alkyl, C₁₋₆alkoxy, halo-substituted-C₁₋₆alkyl and halo-substituted-C₁₋₆alkoxy; and any alkyl group of R₁ can
25 optionally have a methylene replaced by an atom or group chosen from -S-, -S(O)-, -S(O)₂-, -NR₁₀- and -O-; wherein R₁₀ is hydrogen or C₁₋₆alkyl.

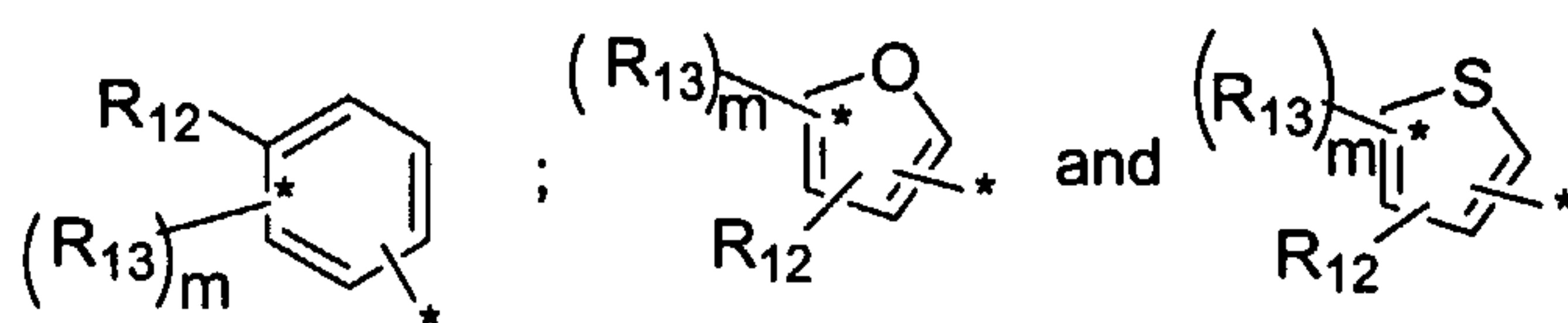
In another embodiment, Y is chosen from:



wherein R_{11} is hydrogen or C_{1-6} alkyl; and the left and right asterisks of Y indicate the point of attachment between either $-C(R_2)(R_3)-$ and X of Formula I or between X and $-$

- 5 $C(R_2)(R_3)-$ of Formula I, respectively; and Y can be optionally substituted with 1 to 3 radicals chosen from halo, hydroxy, cyano, nitro, C_{1-6} alkyl, C_{1-6} alkoxy, halo-substituted C_{1-6} alkyl and halo-substituted C_{1-6} alkoxy.

In a further embodiment, R_1 is chosen from:



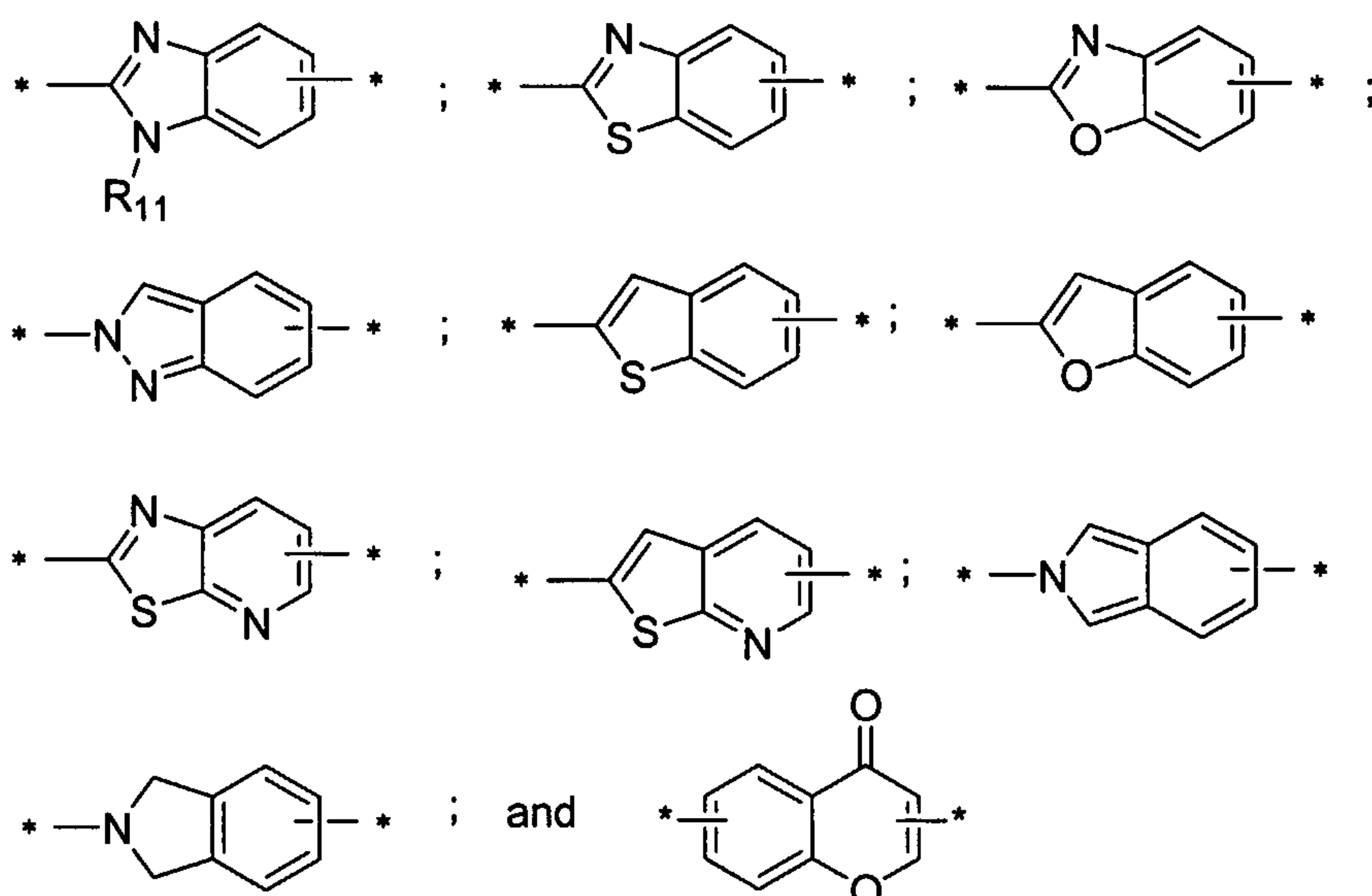
10

- wherein the asterisk is the point of attachment of R_1 with X; m is chosen from 1 and 2; R_{12} is hydrogen, C_{6-10} aryl C_{0-4} alkyl, C_{2-9} heteroaryl C_{0-4} alkyl, C_{3-8} cycloalkyl C_{0-4} alkyl, C_{3-8} heterocycloalkyl C_{0-4} alkyl or C_{1-6} alkyl; wherein any aryl, heteroaryl, cycloalkyl or heterocycloalkyl group of R_{12} can be optionally substituted by one to three radicals chosen from halo, C_{1-6} alkyl, C_{1-6} alkoxy, halo-substituted- C_{1-6} alkyl and halo-substituted- C_{1-6} alkoxy; and any alkyl group of R_{12} can optionally have a methylene replaced by an atom or group
- 15

chosen from $-S-$, $-S(O)-$, $-S(O)_2-$, $-NR_{10}-$ and $-O-$; wherein R_{10} is hydrogen or C_{1-6} alkyl; and R_{13} is chosen from halo, C_{1-6} alkyl, C_{1-6} alkoxy, halo-substituted- C_{1-6} alkyl and halo-substituted- C_{1-6} alkoxy.

In another embodiment, A is $-C(O)OH$; R_2 , R_3 , R_5 , R_6 and R_8 are hydrogen; R_7 is chosen from hydrogen and fluoro; R_4 is chosen from hydrogen and C_{1-6} alkyl; or R_7 and R_4 together with the atoms to which R_7 and R_4 are attached forms azetidine.

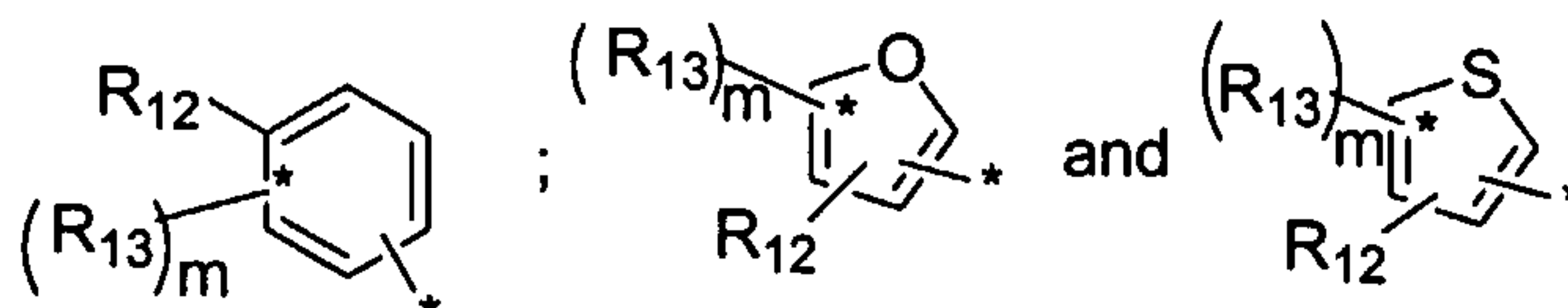
In a further embodiment, Y is chosen from:



10

wherein R_{11} is hydrogen or C_{1-6} alkyl; and the left and right asterisks of Y indicate the point of attachment between either $-C(R_2)(R_3)-$ and X of Formula I or between X and $-C(R_2)(R_3)-$ of Formula I, respectively; and Y can be optionally substituted with 1 to 3 radicals chosen from chloro, fluoro, methyl, ethyl, cyano and bromo.

In another embodiment, X is chosen from a bond, $-NH-$ and $-N(CH_3)-$; and R_1 is chosen from:



wherein m is chosen from 1 and 2; R_{12} is hydrogen, phenyl, piperidinyl, 2-methyl-butyl, 3-methyl-butyl, cyclohexyl, cyclohexyl-oxy, cyclopentyl-oxy, *sec*-butoxy, tetrahydropyranyl, phenoxy, benzo[1,3]dioxolyl, naphthyl, 2,2-dimethyl-pentyl, butyl,

20

benzo[b]furanyl, benzyl, phenethyl, phenyl-ethenyl, 1-phenyl-ethyl and cyclopropyl; wherein any aryl, heteroaryl, cycloalkyl or heterocycloalkyl group of R₁₂ can be optionally substituted by one to three radicals chosen from fluoro, isobutyl, 2-methyl-butyl, trifluoromethyl, chloro, methyl, trifluoromethoxy and methoxy; and R₁₃ is chosen from
5 trifluoromethyl, trifluoromethoxy, methyl, fluoro, chloro and methoxy.

Preferred compounds of the invention are chosen from 3-{{2-(2-trifluoromethyl-biphenyl-4-yl)-benzo[b]thiophen-5-ylmethyl}-amino}-propionic acid, 3-{{2-(4-piperidin-1-yl-3-trifluoromethyl-phenyl)-benzo[b]thiophen-5-ylmethyl}-amino}-propionic acid, 3-{{2-(2-Trifluoromethyl-biphenyl-4-yl)-thieno[2,3-b]pyridin-5-ylmethyl}-amino}-propionic acid,
10 3-{{2-(2-Trifluoromethyl-biphenyl-4-yl)-benzo[b]thiophen-6-ylmethyl}-amino}-propionic acid, 3-{{2-(2-Trifluoromethyl-biphenyl-4-yl)-2,3-dihydro-1H-isoindol-5-ylmethyl}-amino}-propionic acid, 3-{{2-(2-Trifluoromethyl-biphenyl-4-yl)-benzooxazol-5-ylmethyl}-amino}-propionic acid, 1-{{2-(4-Isobutyl-3-trifluoromethyl-phenyl)-benzooxazol-6-ylmethyl}-azetidine-3-carboxylic acid, 3-{{2-(2-Trifluoromethyl-biphenyl-4-yl)-benzofuran-5-ylmethyl}-amino}-propionic acid, 3-{{2-(2-Trifluoromethyl-biphenyl-4-yl)-benzothiazol-6-ylmethyl}-amino}-propionic acid, 3-{{3-Chloro-2-(2-trifluoromethyl-biphenyl-4-yl)-benzo[b]thiophen-5-ylmethyl}-amino}-propionic acid, 1-{{2-(2-Trifluoromethyl-biphenyl-4-yl)-benzo[b]thiophen-5-ylmethyl}-azetidine-3-carboxylic acid, 3-{{2-(2'-Fluoro-2-trifluoromethyl-biphenyl-4-yl)-benzo[b]thiophen-5-ylmethyl}-amino}-propionic acid, 3-{{2-(5-Fluoro-2-trifluoromethyl-biphenyl-4-yl)-benzo[b]thiophen-6-ylmethyl}-amino}-propionic acid, 3-{{3-Fluoro-2-(2-trifluoromethyl-biphenyl-4-yl)-benzo[b]thiophen-5-ylmethyl}-amino}-propionic acid, 3-{{2-(4-Cyclohexyl-3-trifluoromethyl-phenyl)-benzo[b]thiophen-5-ylmethyl}-amino}-propionic acid, 3-{{4-Chloro-2-(2-trifluoromethyl-biphenyl-4-yl)-benzo[b]thiophen-5-ylmethyl}-amino}-propionic acid, 1-{{2-(4-Cyclohexyl-3-trifluoromethyl-phenyl)-benzo[b]thiophen-5-ylmethyl}-azetidine-3-carboxylic acid, 3-{{6-Methoxy-2-(2-trifluoromethyl-biphenyl-4-yl)-benzo[b]thiophen-5-ylmethyl}-amino}-propionic acid, 3-{{6-Chloro-2-(2-trifluoromethyl-biphenyl-4-yl)-benzo[b]thiophen-5-ylmethyl}-amino}-propionic acid, 3-{{2-(4-Cyclopentyloxy-3-trifluoromethyl-phenyl)-benzo[b]thiophen-5-ylmethyl}-amino}-propionic acid, 3-{{2-(4-sec-Butoxy-3-trifluoromethyl-phenyl)-benzo[b]thiophen-5-ylmethyl}-amino}-propionic acid, 3-{{2-(4-sec-Butyl-3-trifluoromethyl-phenyl)-benzo[b]thiophen-5-ylmethyl}-amino}-propionic acid, 3-

{[2-(4-Isobutyl-3-trifluoromethyl-phenyl)-benzo[b]thiophen-5-ylmethyl]-amino}-propionic acid, 3- {[2-(4-Cyclohexyloxy-3-trifluoromethyl-phenyl)-benzo[b]thiophen-5-ylmethyl]-amino}-propionic acid, 3- ({2-[4-(Tetrahydro-pyran-4-yl)-3-trifluoromethyl-phenyl]-benzo[b]thiophen-5-ylmethyl}-amino)-propionic acid, 3- {[3-Methyl-2-(2-trifluoromethyl-biphenyl-4-yl)-benzo[b]thiophen-5-ylmethyl]-amino}-propionic acid, 3- {[3-Cyano-2-(2-trifluoromethyl-biphenyl-4-yl)-benzo[b]thiophen-5-ylmethyl]-amino}-propionic acid, 3- {[3-Bromo-2-(2-trifluoromethyl-biphenyl-4-yl)-benzo[b]thiophen-5-ylmethyl]-amino}-propionic acid, 3- {[2-(3-Fluoro-5-trifluoromethyl-phenyl)-benzo[b]thiophen-5-ylmethyl]-amino}-propionic acid, 3- {[2-(2-Fluoro-3-trifluoromethyl-phenyl)-benzo[b]thiophen-5-ylmethyl]-amino}-propionic acid, 3- {[2-(2-Trifluoromethyl-phenyl)-benzo[b]thiophen-5-ylmethyl]-amino}-propionic acid, 1-[2-(2-Trifluoromethyl-biphenyl-4-yl)-benzo[b]thiophen-4-ylmethyl]-azetidine-3-carboxylic acid, 3- {[2-(4-Chloro-3-trifluoromethyl-phenyl)-benzo[b]thiophen-5-ylmethyl]-amino}-propionic acid, 3- {[2-(2-Trifluoromethyl-biphenyl-4-yl)-benzo[b]thiophen-4-ylmethyl]-amino}-propionic acid, 3- {[2-(2,5-Bis-trifluoromethyl-phenyl)-benzo[b]thiophen-5-ylmethyl]-amino}-propionic acid, 3- {[2-(2-Methyl-5-trifluoromethyl-phenyl)-benzo[b]thiophen-5-ylmethyl]-amino}-propionic acid, 3- [(2-Phenyl-benzo[b]thiophen-5-ylmethyl)-amino]-propionic acid, 3- {[2-(4-Methyl-3-trifluoromethyl-phenyl)-benzo[b]thiophen-5-ylmethyl]-amino}-propionic acid, 1-[2-(3-Trifluoromethyl-phenyl)-benzo[b]thiophen-5-ylmethyl]-azetidine-3-carboxylic acid, 3- {[2-(4-Fluoro-3-trifluoromethyl-phenyl)-benzo[b]thiophen-5-ylmethyl]-amino}-propionic acid, 2-Fluoro-3- {[2-(3-trifluoromethyl-phenyl)-benzo[b]thiophen-5-ylmethyl]-amino}-propionic acid, 3- {[2-(3,5-Bis-trifluoromethyl-phenyl)-benzo[b]thiophen-5-ylmethyl]-amino}-propionic acid, 3- {[2-(4-Trifluoromethoxy-phenyl)-benzo[b]thiophen-5-ylmethyl]-amino}-propionic acid, 1-[2-(2-Fluoro-5-trifluoromethyl-phenyl)-benzo[b]thiophen-5-ylmethyl]-azetidine-3-carboxylic acid, 3- {[2-(2-Chloro-5-trifluoromethyl-phenyl)-benzo[b]thiophen-5-ylmethyl]-amino}-propionic acid, 3- {[2-(3-Trifluoromethyl-phenyl)-benzo[b]thiophen-5-ylmethyl]-amino}-propionic acid, 1-[2-(3-Trifluoromethyl-phenyl)-benzo[b]thiophen-5-ylmethyl]-pyrrolidine-3-carboxylic acid, 3- {[2-(2-Fluoro-5-trifluoromethyl-phenyl)-benzo[b]thiophen-5-ylmethyl]-amino}-propionic acid, 3- {[2-(4-Trifluoromethyl-phenyl)-benzo[b]thiophen-5-ylmethyl]-amino}-propionic acid, 3- {[2-(4-Methoxy-3-trifluoromethyl-phenyl)-benzo[b]thiophen-5-ylmethyl]-amino}-propionic acid, 3- {[2-(2-Methoxy-5-trifluoromethyl-

phenyl)-benzo[b]thiophen-5-ylmethyl]-amino}-propionic acid, 3-{{3-(2-Trifluoromethyl-biphenyl-4-yl)-benzo[b]thiophen-5-ylmethyl]-amino}-propionic acid, 3-{{5-(2-Trifluoromethyl-biphenyl-4-yl)-benzo[b]thiophen-2-ylmethyl]-amino}-propionic acid, 3-{{5-(4-Cyclohexyl-3-trifluoromethyl-phenyl)-benzo[b]thiophen-2-ylmethyl]-amino}-propionic acid, 3-{{3-Chloro-5-(2-trifluoromethyl-biphenyl-4-yl)-benzo[b]thiophen-2-ylmethyl]-amino}-propionic acid, 1-[5-(2-Trifluoromethyl-biphenyl-4-yl)-benzo[b]thiophen-2-ylmethyl]-azetidine-3-carboxylic acid, 3-{{3-Bromo-5-(2-trifluoromethyl-biphenyl-4-yl)-benzo[b]thiophen-2-ylmethyl]-amino}-propionic acid, 3-{{2-(2'-Fluoro-2-trifluoromethyl-biphenyl-4-yl)-benzooxazol-5-ylmethyl]-amino}-propionic acid, 3-{{2-(3'-Fluoro-2-trifluoromethyl-biphenyl-4-yl)-benzooxazol-5-ylmethyl]-amino}-propionic acid, 3-{{2-(2'-Chloro-2-trifluoromethyl-biphenyl-4-yl)-benzooxazol-5-ylmethyl]-amino}-propionic acid, 3-{{2-(4-Phenoxy-3-trifluoromethyl-phenyl)-benzooxazol-5-ylmethyl]-amino}-propionic acid, 3-{{2-(2'-Fluoro-2-trifluoromethyl-biphenyl-4-yl)-benzooxazol-6-ylmethyl]-amino}-propionic acid, 3-{{2-(4-Cyclohexyl-3-trifluoromethyl-phenyl)-benzooxazol-6-ylmethyl]-amino}-propionic acid, 3-{{2-(2-Trifluoromethyl-biphenyl-4-yl)-benzooxazol-6-ylmethyl]-amino}-propionic acid, 3-{{2-(5'-Fluoro-2'-methyl-2-trifluoromethyl-biphenyl-4-yl)-benzooxazol-6-ylmethyl]-amino}-propionic acid, 2-Fluoro-3-{{2-(2'-fluoro-2-trifluoromethyl-biphenyl-4-yl)-benzooxazol-6-ylmethyl]-amino}-propionic acid, 3-{{5,7-Dichloro-2-(2-trifluoromethyl-biphenyl-4-yl)-benzooxazol-6-ylmethyl]-amino}-propionic acid, 3-{{2-(3'-Chloro-2-trifluoromethyl-biphenyl-4-yl)-benzooxazol-6-ylmethyl]-amino}-propionic acid, 3-{{5-Chloro-2-(2-trifluoromethyl-biphenyl-4-yl)-benzooxazol-6-ylmethyl]-amino}-propionic acid, 3-{{5-Bromo-2-(2-trifluoromethyl-biphenyl-4-yl)-benzooxazol-6-ylmethyl]-amino}-propionic acid, 3-{{2-(4-Isobutyl-3-trifluoromethyl-phenyl)-benzooxazol-6-ylmethyl]-amino}-propionic acid, 3-{{2-(4-Benzo[1,3]dioxol-5-yl-3-trifluoromethyl-phenyl)-benzooxazol-6-ylmethyl]-amino}-propionic acid, 3-{{2-(4-Cyclohexyl-3-fluoro-phenyl)-benzooxazol-6-ylmethyl]-amino}-propionic acid, 3-{{2-(2-Fluoro-biphenyl-4-yl)-benzooxazol-6-ylmethyl]-amino}-propionic acid, 3-{{2-(3'-Chloro-4'-fluoro-2-trifluoromethyl-biphenyl-4-yl)-benzooxazol-6-ylmethyl]-amino}-propionic acid, 3-{{2-(4-sec-Butyl-3-trifluoromethyl-phenyl)-benzooxazol-6-ylmethyl]-amino}-propionic acid, 3-{{5-Ethyl-2-(2-trifluoromethyl-biphenyl-4-yl)-benzooxazol-6-ylmethyl]-amino}-propionic acid, 3-{{2-(4-Naphthalen-2-yl-3-trifluoromethyl-phenyl)-benzooxazol-6-ylmethyl]-amino}-

propionic acid, 1-{2-[4-(2,2-Dimethyl-propyl)-3-trifluoromethyl-phenyl]-benzooxazol-6-ylmethyl}-azetidine-3-carboxylic acid, 3-{{2-(4-Butyl-3-trifluoromethyl-phenyl)-benzooxazol-6-ylmethyl}-amino}-propionic acid, 3-{{2-(4-Benzofuran-2-yl-3-trifluoromethyl-phenyl)-benzooxazol-6-ylmethyl}-amino}-propionic acid, 3-({2-[4-(2,6-Difluoro-benzyl)-3-trifluoromethyl-phenyl]-benzooxazol-6-ylmethyl}-amino)-propionic acid, 3-{{2-(4-Phenethyl-3-trifluoromethyl-phenyl)-benzooxazol-6-ylmethyl}-amino}-propionic acid, 3-{{2-(4-Styryl-3-trifluoromethyl-phenyl)-benzooxazol-6-ylmethyl}-amino}-propionic acid, 3-({2-[4-(1-Phenyl-ethyl)-3-trifluoromethyl-phenyl]-benzooxazol-6-ylmethyl}-amino)-propionic acid, 3-{{2-(5'-Fluoro-2'-methoxy-2-trifluoromethyl-biphenyl-4-yl)-benzooxazol-6-ylmethyl}-methyl-amino}-propionic acid, 3-{{2-(5'-Fluoro-2'-methoxy-2-trifluoromethyl-biphenyl-4-yl)-benzooxazol-6-ylmethyl}-amino}-propionic acid, 3-{{2-(3-Trifluoromethyl-phenyl)-benzooxazol-6-ylmethyl}-amino}-propionic acid, 3-{{2-(4-tert-Butyl-phenyl)-benzooxazol-6-ylmethyl}-amino}-propionic acid, 1-[2-(2-Fluoro-5-trifluoromethyl-phenyl)-benzooxazol-6-ylmethyl]-azetidine-3-carboxylic acid, 3-{{5-Chloro-2-(3-trifluoromethyl-phenyl)-benzooxazol-6-ylmethyl}-amino}-propionic acid, 1-[2-(2-Fluoro-5-trifluoromethyl-phenyl)-benzooxazol-5-ylmethyl]-azetidine-3-carboxylic acid, 1-[2-(2-Fluoro-5-trifluoromethyl-phenyl)-benzofuran-5-ylmethyl]-azetidine-3-carboxylic acid, 3-{{2-(4-Chloro-3-trifluoromethyl-phenyl)-benzooxazol-6-ylmethyl}-amino}-propionic acid, 3-{{2-(4-Cyclopropyl-3-trifluoromethyl-phenyl)-benzooxazol-6-ylmethyl}-amino}-propionic acid, 3-{{2-(4-Fluoro-phenyl)-benzooxazol-6-ylmethyl}-amino}-propionic acid, 3-{{2-(3-Fluoro-phenyl)-benzooxazol-6-ylmethyl}-amino}-propionic acid, 3-{{2-(2-Fluoro-phenyl)-benzooxazol-6-ylmethyl}-amino}-propionic acid, 3-{{2-(4-Cyclohexyl-3-trifluoromethyl-phenyl)-benzofuran-5-ylmethyl}-amino}-propionic acid, 3-{{2-(4-Cyclohexyl-3-trifluoromethyl-phenyl)-2,3-dihydro-1H-isoindol-5-ylmethyl}-amino}-propionic acid, 3-{{2-(4-Cyclohexyl-3-trifluoromethyl-phenyl)-2H-isoindol-5-ylmethyl}-amino}-propionic acid, 3-{{2-(2-Trifluoromethyl-biphenyl-4-yl)-benzothiazol-5-ylmethyl}-amino}-propionic acid, 3-{{2-(2-Trifluoromethyl-biphenyl-4-yl)-benzothiazol-7-ylmethyl}-amino}-propionic acid, 3-{{2-(3-Trifluoromethyl-phenyl)-benzothiazol-7-ylmethyl}-amino}-propionic acid, 3-{{2-(2-Trifluoromethyl-biphenyl-4-yl)-2H-indazol-6-ylmethyl}-amino}-propionic acid, 3-{{2-(5-Fluoro-2-trifluoromethyl-biphenyl-4-yl)-2H-indazol-6-ylmethyl}-amino}-propionic acid, 1-[2-(5-Fluoro-2-trifluoromethyl-biphenyl-4-yl)-2H-indazol-6-ylmethyl]-azetidine-3-

carboxylic acid, 1-[2-(2-Trifluoromethyl-biphenyl-4-yl)-1H-benzoimidazol-5-ylmethyl]-
azetidine-3-carboxylic acid, 3-{{3-Methyl-2-(2-trifluoromethyl-biphenyl-4-yl)-3H-
benzoimidazol-5-ylmethyl}-amino}-propionic acid, 3-{{1-Methyl-2-(2-trifluoromethyl-
biphenyl-4-yl)-1H-benzoimidazol-5-ylmethyl}-amino}-propionic acid, 3-{{2-(2-
5 Trifluoromethyl-biphenyl-4-ylmethyl)-2,3-dihydro-1H-isoindol-5-ylmethyl}-amino}-
propionic acid, 3-{{2-(2-Trifluoromethyl-biphenyl-4-ylamino)-benzooxazol-5-ylmethyl}-
amino}-propionic acid, 3-({2-[Methyl-(2-trifluoromethyl-biphenyl-4-yl)-amino]-
benzooxazol-5-ylmethyl}-amino)-propionic acid, 3-{{4-Oxo-2-(2-trifluoromethyl-biphenyl-
4-yl)-4H-chromen-7-ylmethyl}-amino}-propionic acid, 3-{{4-Oxo-2-(2-trifluoromethyl-
10 biphenyl-4-yl)-4H-chromen-6-ylmethyl}-amino}-propionic acid and 1-[4-Oxo-2-(2-
trifluoromethyl-biphenyl-4-yl)-4H-chromen-6-ylmethyl]-azetidine-3-carboxylic acid.

Further preferred compounds are also shown in the examples and table 1, *infra*.

The invention provides forms of the compound that have the hydroxyl or amine
group present in a protected form; these function as prodrugs. Prodrugs are compounds that
15 are converted into an active drug form after administration, through one or more chemical or
biochemical transformations. Forms of the compounds of the present invention that are
readily converted into the claimed compound under physiological conditions are prodrugs of
the claimed compounds and are within the scope of the present invention. Examples of
prodrugs include forms where a hydroxyl group is acylated to form a relatively labile ester
20 such as an acetate ester, and forms where an amine group is acylated with the carboxylate
group of glycine or an L-amino acid such as serine, forming an amide bond that is
particularly susceptible to hydrolysis by common metabolic enzymes.

Compounds of Formula I can exist in free form or in salt form, e.g. addition salts
with inorganic or organic acids. Where hydroxyl groups are present, these groups can also
25 be present in salt form, e.g. an ammonium salt or salts with metals such as lithium, sodium,
potassium, calcium, zinc or magnesium, or a mixture thereof. Compounds of Formula I and
their salts in hydrate or solvate form are also part of the invention.

When the compounds of Formula I have asymmetric centers in the molecule,
various optical isomers are obtained. The present invention also encompasses enantiomers,
30 racemates, diastereoisomers and mixtures thereof. Moreover, when the compounds of
Formula I include geometric isomers, the present invention embraces *cis*-compounds, *trans*-

compounds and mixtures thereof. Similar considerations apply in relation to starting materials exhibiting asymmetric carbon atoms or unsaturated bonds as mentioned above.

Methods and Pharmaceutical Compositions for Treating Immunomodulatory Conditions

5 The compounds of Formula I in free form or in pharmaceutically acceptable salt form, exhibit valuable pharmacological properties, e.g. lymphocyte recirculation modulating properties, for example, as indicated by the *in vitro* and *in vivo* tests of Example 6 and are therefore indicated for therapy. Compounds of Formula I preferably show an EC₅₀ in the range of 1×10^{-11} to 1×10^{-5} M, preferably less than 50nM. The compounds exhibit
10 selectivity for one or more EDG/S1P receptors, preferably EDG-1/S1P-1. EDG-1/S1P-1 selective modulators of the present invention can be identified by assaying a compound's binding to EDG-1/S1P-1 and one or more of the other EDG/S1P receptors (e.g., EDG-3/S1P-3, EDG-5/S1P-2, EDG-6/S1P-4, and EDG-8/S1P-5). An EDG-1/S1P-1 selective modulator usually has an EC₅₀ for the EDG-1/S1P-1 receptor in the range of 1×10^{-11} to 1×10^{-5} M, preferably less than 50 nM, more preferably less than 5 nM. It also has an EC₅₀ for one or more of the other EDG/S1P receptors that is at least 5, 10, 25, 50, 100, 500, or 1000 fold higher than its EC₅₀ for EDG-1/S1P-1. Thus, some of the EDG-1/S1P-1 modulatory compounds will have an EC₅₀ for EDG-1/S1P-1 that is less than 5 nM while their EC₅₀ for one or more of the other EDG/S1P receptors are at least 100 nM or higher.
20 Other than assaying binding activity to the EDG/S1P receptors, EDG-1/S1P-1 selective agents can also be identified by examining a test agent's ability to modify a cellular process or activity mediated by an EDG/S1P receptor.

 The compounds of formula I are, therefore, useful in the treatment and/or prevention of diseases or disorders mediated by lymphocytes interactions, for example in
25 transplantation, such as acute or chronic rejection of cell, tissue or organ allo- or xenografts or delayed graft function, graft versus host disease, autoimmune diseases, e.g. rheumatoid arthritis, systemic lupus erythematosus, hashimoto's thyroiditis, multiple sclerosis, myasthenia gravis, diabetes type I or II and the disorders associated therewith, vasculitis, pernicious anemia, Sjogren syndrome, uveitis, psoriasis, Graves ophthalmopathy, alopecia
30 areata and others, allergic diseases, e.g. allergic asthma, atopic dermatitis, allergic rhinitis/conjunctivitis, allergic contact dermatitis, inflammatory diseases optionally with

underlying aberrant reactions, e.g. inflammatory bowel disease, Crohn's disease or ulcerative colitis, intrinsic asthma, inflammatory lung injury, inflammatory liver injury, inflammatory glomerular injury, atherosclerosis, osteoarthritis, irritant contact dermatitis and further eczematous dermatitises, seborrhoeic dermatitis, cutaneous manifestations of

5 immunologically-mediated disorders, inflammatory eye disease, keratoconjunctivitis, myocarditis or hepatitis, ischemia/reperfusion injury, e.g. myocardial infarction, stroke, gut ischemia, renal failure or hemorrhage shock, traumatic shock, T cell lymphomas or T cell leukemias, infectious diseases, e.g. toxic shock (e.g. superantigen induced), septic shock, adult respiratory distress syndrome or viral infections, e.g. AIDS, viral hepatitis, chronic

10 bacterial infection, or senile dementia. Examples of cell, tissue or solid organ transplants include e.g. pancreatic islets, stem cells, bone marrow, corneal tissue, neuronal tissue, heart, lung, combined heart-lung, kidney, liver, bowel, pancreas, trachea or oesophagus. For the above uses the required dosage will of course vary depending on the mode of administration, the particular condition to be treated and the effect desired.

15 Furthermore, the compounds of formula I are useful in cancer chemotherapy, particularly for cancer chemotherapy of solid tumors, e.g. breast cancer, or as an anti-angiogenic agent.

The required dosage will of course vary depending on the mode of administration, the particular condition to be treated and the effect desired. In general, satisfactory results are

20 indicated to be obtained systemically at daily dosages of from about 0.03 to 2.5 mg/kg per body weight. An indicated daily dosage in the larger mammal, e.g. humans, is in the range from about 0.5 mg to about 100 mg, conveniently administered, for example, in divided doses up to four times a day or in retard form. Suitable unit dosage forms for oral administration comprise from ca. 1 to 50 mg active ingredient.

25 The compounds of Formula I can be administered by any conventional route, in particular enterally, for example, orally, e.g. in the form of tablets or capsules, or parenterally, for example, in the form of injectable solutions or suspensions, topically, e.g. in the form of lotions, gels, ointments or creams, or in a nasal or a suppository form. Pharmaceutical compositions comprising a compound of Formula I in free form or in

30 pharmaceutically acceptable salt form in association with at least one pharmaceutical

acceptable carrier or diluent can be manufactured in conventional manner by mixing with a pharmaceutically acceptable carrier or diluent.

The compounds of Formula I can be administered in free form or in pharmaceutically acceptable salt form, for example, as indicated above. Such salts can be prepared in a conventional manner and exhibit the same order of activity as the free compounds.

In accordance with the foregoing the present invention further provides:

1.1 A method for preventing or treating disorders or diseases mediated by lymphocytes, e.g. such as indicated above, in a subject in need of such treatment, which method comprises administering to said subject an effective amount of a compound of formula I or a pharmaceutically acceptable salt thereof;

1.2 A method for preventing or treating acute or chronic transplant rejection or T-cell mediated inflammatory or autoimmune diseases, e.g. as indicated above, in a subject in need of such treatment, which method comprises administering to said subject an effective amount of a compound of formula I or a pharmaceutically acceptable salt thereof;

1.3 A method for inhibiting or controlling deregulated angiogenesis, e.g. sphingosine-1-phosphate (S1P) mediated angiogenesis, in a subject in need thereof, comprising administering to said subject a therapeutically effective amount of a compound of formula I or a pharmaceutically acceptable salt thereof.

1.4 A method for preventing or treating diseases mediated by a neo-angiogenesis process or associated with deregulated angiogenesis in a subject in need thereof, comprising administering to said subject a therapeutically effective amount of a compound of formula I or a pharmaceutically acceptable salt thereof.

2. A compound of formula I, in free form or in a pharmaceutically acceptable salt form for use as a pharmaceutical, e.g. in any of the methods as indicated under 1.1 to 1.4 above.

3. A pharmaceutical composition, e.g. for use in any of the methods as in 1.1 to 1.4 above comprising a compound of formula I in free form or pharmaceutically acceptable salt form in association with a pharmaceutically acceptable diluent or carrier therefor.

4. A compound of formula I or a pharmaceutically acceptable salt thereof for use in the preparation of a pharmaceutical composition for use in any of the method as in 1.1 to 1.4 above.

The compounds of formula I may be administered as the sole active ingredient or
5 in conjunction with, e.g. as an adjuvant to, other drugs e.g. immunosuppressive or immunomodulating agents or other anti-inflammatory agents, e.g. for the treatment or prevention of allo- or xenograft acute or chronic rejection or inflammatory or autoimmune disorders, or a chemotherapeutic agent, e.g. a malignant cell anti-proliferative agent. For example the compounds of formula I may be used in combination with a calcineurin
10 inhibitor, e.g. cyclosporin A or FK 506; a mTOR inhibitor, e.g. rapamycin, 40-O-(2-hydroxyethyl)-rapamycin, CCI779, ABT578 or AP23573; an ascomycin having immunosuppressive properties, e.g. ABT-281, ASM981, etc.; corticosteroids; cyclophosphamide; azathioprene; methotrexate; leflunomide; mizoribine; mycophenolic acid; mycophenolate mofetil; 15-deoxyspergualine or an immunosuppressive homologue,
15 analogue or derivative thereof; immunosuppressive monoclonal antibodies, e.g. monoclonal antibodies to leukocyte receptors, e.g. MHC, CD2, CD3, CD4, CD7, CD8, CD25, CD28, CD40, CD45, CD58, CD80, CD86 or their ligands; other immunomodulatory compounds, e.g. a recombinant binding molecule having at least a portion of the extracellular domain of CTLA4 or a mutant thereof, e.g. an at least extracellular portion of CTLA4 or a mutant
20 thereof joined to a non-CTLA4 protein sequence, e.g. CTLA4Ig (for ex. designated ATCC 68629) or a mutant thereof, e.g. LEA29Y ; adhesion molecule inhibitors, e.g. LFA-1 antagonists, ICAM-1 or -3 antagonists, VCAM-4 antagonists or VLA-4 antagonists; or a chemotherapeutic agent.

By the term "chemotherapeutic agent" is meant any chemotherapeutic agent and it
25 includes but is not limited to,

- i. an aromatase inhibitor,
- ii. an anti-estrogen, an anti-androgen (especially in the case of prostate cancer) or a gonadorelin agonist,
- iii. a topoisomerase I inhibitor or a topoisomerase II inhibitor,
- 30 iv. a microtubule active agent, an alkylating agent, an antineoplastic antimetabolite or a platin compound,

21489-10387

v. a compound targeting/decreasing a protein or lipid kinase activity or a protein or lipid phosphatase activity, a further anti-angiogenic compound or a compound which induces cell differentiation processes,

vi. a bradykinin 1 receptor or an angiotensin II antagonist,

5 vii. a cyclooxygenase inhibitor, a bisphosphonate, a histone deacetylase inhibitor, a heparanase inhibitor (prevents heparan sulphate degradation), e.g. PI-88, a biological response modifier, preferably a lymphokine or interferons, e.g. interferon γ , an ubiquitination inhibitor, or an inhibitor which blocks anti-apoptotic pathways,

10 viii. an inhibitor of Ras oncogenic isoforms, e.g. H-Ras, K-Ras or N-Ras, or a farnesyl transferase inhibitor, e.g. L-744,832 or DK8G557,

ix. a telomerase inhibitor, e.g. telomestatin,

x. a protease inhibitor, a matrix metalloproteinase inhibitor, a methionine aminopeptidase inhibitor, e.g. bengamide or a derivative thereof, or a proteasome inhibitor, e.g. PS-341, and/or

15 xi. a mTOR inhibitor.

The term "aromatase inhibitor" as used herein relates to a compound which inhibits the estrogen production, i.e. the conversion of the substrates androstenedione and testosterone to estrone and estradiol, respectively. The term includes, but is not limited to steroids, especially atamestane, exemestane and formestane and, in particular, non-steroids, especially aminoglutethimide, roglethimide, pyridoglutethimide, trilostane, testolactone, 20 ketokonazole, vorozole, fadrozole, anastrozole and letrozole. A combination of the invention comprising a chemotherapeutic agent which is an aromatase inhibitor is particularly useful for the treatment of hormone receptor positive tumors, e.g. breast tumors.

25 The term "anti-estrogen" as used herein relates to a compound which antagonizes the effect of estrogens at the estrogen receptor level. The term includes, but is not limited to tamoxifen, fulvestrant, raloxifene and raloxifene hydrochloride. A combination of the invention comprising a chemotherapeutic agent which is an anti-estrogen is particularly useful for the treatment of estrogen receptor positive tumors, e.g. breast tumors.

30 The term "anti-androgen" as used herein relates to any substance which is capable of inhibiting the biological effects of androgenic hormones and includes, but is not limited to, bicalutamide.

The term "gonadorelin agonist" as used herein includes, but is not limited to abarelix, goserelin and goserelin acetate.

The term "topoisomerase I inhibitor" as used herein includes, but is not limited to topotecan, irinotecan, 9-nitrocamptothecin and the macromolecular camptothecin conjugate
5 PNU-166148 (compound A1 in WO99/17804).

The term "topoisomerase II inhibitor" as used herein includes, but is not limited to the anthracyclines such as doxorubicin, daunorubicin, epirubicin, idarubicin and nemorubicin, the anthraquinones mitoxantrone and losoxantrone, and the podophillotoxines etoposide and teniposide.

10 The term "microtubule active agent" relates to microtubule stabilizing and microtubule destabilizing agents including, but not limited to taxanes, e.g. paclitaxel and docetaxel, vinca alkaloids, e.g., vinblastine, especially vinblastine sulfate, vincristine especially vincristine sulfate, and vinorelbine, discodermolides and epothilones and derivatives thereof, e.g. epothilone B or a derivative thereof.

15 The term "alkylating agent" as used herein includes, but is not limited to busulfan, chlorambucil, cyclophosphamide, ifosfamide, melphalan or nitrosourea (BCNU or GliadelTM).

The term "antineoplastic antimetabolite" includes, but is not limited to 5-fluorouracil, capecitabine, gemcitabine, cytarabine, fludarabine, thioguanine, methotrexate
20 and edatrexate.

The term "platin compound" as used herein includes, but is not limited to carboplatin, cis-platin and oxaliplatin.

The term "compounds targeting/decreasing a protein or lipid kinase activity or further anti-angiogenic compounds" as used herein includes, but is not limited to protein
25 tyrosine kinase and/or serine and/or threonine kinase inhibitors or lipid kinase inhibitors, e.g. compounds targeting, decreasing or inhibiting the activity of the epidermal growth factor family of receptor tyrosine kinases (EGFR, ErbB2, ErbB3, ErbB4 as homo- or heterodimers), the vascular endothelial growth factor family of receptor tyrosine kinases (VEGFR), the platelet-derived growth factor-receptors (PDGFR), the fibroblast growth
30 factor-receptors (FGFR), the insulin-like growth factor receptor 1 (IGF-1R), the Trk receptor tyrosine kinase family, the Axl receptor tyrosine kinase family, the Ret receptor tyrosine

kinase, the Kit/SCFR receptor tyrosine kinase, members of the c-Abl family and their gene-fusion products (e.g. BCR-Abl), members of the protein kinase C (PKC) and Raf family of serine/threonine kinases, members of the MEK, SRC, JAK, FAK, PDK or PI(3) kinase family, or of the PI(3)-kinase-related kinase family, and/or members of the cyclin-dependent
5 kinase family (CDK) and anti-angiogenic compounds having another mechanism for their activity, e.g. unrelated to protein or lipid kinase inhibition.

Compounds which target, decrease or inhibit the activity of VEGFR are especially compounds, proteins or antibodies which inhibit the VEGF receptor tyrosine kinase, inhibit a VEGF receptor or bind to VEGF, and are in particular those compounds, proteins or
10 monoclonal antibodies generically and specifically disclosed in WO 98/35958, e.g. 1-(4-chloroanilino)-4-(4-pyridylmethyl)phthalazine or a pharmaceutically acceptable salt thereof, e.g. the succinate, in WO 00/27820, e.g. a N-aryl(thio) anthranilic acid amide derivative e.g. 2-[(4-pyridyl)methyl]amino-N-[3-methoxy-5-(trifluoromethyl)phenyl]benzamide or 2-[(1-oxido-4-pyridyl)methyl]amino-N-[3-trifluoromethylphenyl]benzamide, or in WO 00/09495,
15 WO 00/59509, WO 98/11223, WO 00/27819 and EP 0 769 947; those as described by M. Prewett et al in Cancer Research 59 (1999) 5209-5218, by F. Yuan et al in Proc. Natl. Acad. Sci. USA, vol. 93, pp. 14765-14770, Dec. 1996, by Z. Zhu et al in Cancer Res. 58, 1998, 3209-3214, and by J. Mordenti et al in Toxicologic Pathology, Vol. 27, no. 1, pp 14-21, 1999; in WO 00/37502 and WO 94/10202; AngiostatinTM, described by M. S. O'Reilly et al,
20 Cell 79, 1994, 315-328; EndostatinTM, described by M. S. O'Reilly et al, Cell 88, 1997, 277-285; anthranilic acid amides; ZD4190; ZD6474; SU5416; SU6668; or anti-VEGF antibodies or anti-VEGF receptor antibodies, e.g. RhuMab.

By antibody is meant intact monoclonal antibodies, polyclonal antibodies, multispecific antibodies formed from at least 2 intact antibodies, and antibody fragments so
25 long as they exhibit the desired biological activity.

Compounds which target, decrease or inhibit the activity of the epidermal growth factor receptor family are especially compounds, proteins or antibodies which inhibit members of the EGF receptor tyrosine kinase family, e.g. EGF receptor, ErbB2, ErbB3 and ErbB4 or bind to EGF or EGF related ligands, or which have a dual inhibiting effect on the
30 ErbB and VEGF receptor kinase and are in particular those compounds, proteins or monoclonal antibodies generically and specifically disclosed in WO 97/02266, e.g. the

compound of ex. 39, or in EP 0 564 409, WO 99/03854, EP 0520722, EP 0 566 226, EP 0 787 722, EP 0 837 063, US 5,747,498, WO 98/10767, WO 97/30034, WO 97/49688, WO 97/38983 and, especially, WO 96/30347 (e.g. compound known as CP 358774), WO 96/33980 (e.g. compound ZD 1839) and WO 95/03283 (e.g. compound ZM105180) or
5 PCT/EP02/08780; e.g. trastuzumab (Herpetin^R), cetuximab, Iressa, OSI-774, CI-1033, EKB-569, GW-2016, E1.1, E2.4, E2.5, E6.2, E6.4, E2.11, E6.3 or E7.6.3.

Compounds which target, decrease or inhibit the activity of PDGFR are especially compounds which inhibit the PDGF receptor, e.g. a N-phenyl-2-pyrimidine-amine derivative, e.g. imatinib.

10 Compounds which target, decrease or inhibit the activity of c-AbI family members and their gene fusion products are, e.g. a N-phenyl-2-pyrimidine-amine derivative, e.g. imatinib; PD180970; AG957; or NSC 680410.

Compounds which target, decrease or inhibit the activity of protein kinase C, Raf, MEK, SRC, JAK, FAK and PDK family members, or PI(3) kinase or PI(3) kinase-related
15 family members, and/or members of the cyclin-dependent kinase family (CDK) are especially those staurosporine derivatives disclosed in EP 0 296 110, e.g. midostaurin; examples of further compounds include e.g. UCN-01, safingol, BAY 43-9006, Bryostatin 1, Perifosine; Ilmofosine; RO 318220 and RO 320432; GO 6976; Isis 3521; or LY333531/LY379196.

20 Further anti-angiogenic compounds are e.g. thalidomide (THALOMID) and TNP-470.

Compounds which target, decrease or inhibit the activity of a protein or lipid phosphatase are, e.g. inhibitors of phosphatase 1, phosphatase 2A, PTEN or CDC25, e.g. okadaic acid or a derivative thereof.

25 Compounds which induce cell differentiation processes are, e.g. retinoic acid, α -, γ - or δ -tocopherol or α -, γ - or δ -tocotrienol.

The term cyclooxygenase inhibitor as used herein includes, but is not limited to, e.g. celecoxib (Celebrex^R), rofecoxib (Vioxx^R), etoricoxib, valdecoxib or a 5-alkyl-2-arylamino phenylacetic acid, e.g. 5-methyl-2-(2'-chloro-6'-fluoroanilino)phenyl acetic acid.

30 The term "histone deacetylase inhibitor" as used herein includes, but is not limited to MS-27-275, SAHA, pyroxamide, FR-901228 or valproic acid.

The term "bisphosphonates" as used herein includes, but is not limited to, etridonic, clodronic, tiludronic, pamidronic, alendronic, ibandronic, risedronic and zoledronic acid.

The term "matrix metalloproteinase inhibitor" as used herein includes, but is not limited to collagen peptidomimetic and non-peptidomimetic inhibitors, tetracycline
5 derivatives, e.g. hydroxamate peptidomimetic inhibitor batimastat and its orally bioavailable analogue marimastat, prinomastat, BMS-279251, BAY 12-9566, TAA211 or AAJ996.

The term "mTOR inhibitor" as used herein includes, but is not limited to rapamycin (sirolimus) or a derivative thereof, e.g. 32-deoxorapamycin, 16-pent-2-ynyloxy-32-deoxorapamycin, 16-pent-2-ynyloxy-32(S)-dihydro-rapamycin, 16-pent-2-ynyloxy-
10 32(S)-dihydro-40-O-(2-hydroxyethyl)-rapamycin and, more preferably, 40-O-(2-hydroxyethyl)-rapamycin. Further examples of rapamycin derivatives include e.g. CCI779 or 40- [3-hydroxy-2-(hydroxymethyl)-2-methylpropanoate]-rapamycin or a pharmaceutically acceptable salt thereof, as disclosed in USP 5,362,718, ABT578 or 40-(tetrazolyl)-rapamycin, particularly 40-epi-(tetrazolyl)-rapamycin, e.g. as disclosed in WO 99/15530, or
15 rapalogs as disclosed e.g. in WO 98/02441 and WO01/14387, e.g. AP23573.

Where the compounds of formula I are administered in conjunction with other immunosuppressive / immunomodulatory, anti-inflammatory or chemotherapeutic therapy, dosages of the co-administered immunosuppressant, immunomodulatory, anti-inflammatory or chemotherapeutic compound will of course vary depending on the type of co-drug
20 employed, e.g. whether it is a steroid or a calcineurin inhibitor, on the specific drug employed, on the condition being treated and so forth.

In accordance with the foregoing the present invention provides in a yet further aspect:

5. A method as defined above comprising co-administration, e.g. concomitantly or
25 in sequence, of a therapeutically effective non-toxic amount of a compound of formula I and at least a second drug substance, e.g. an immunosuppressant, immunomodulatory, anti-inflammatory or chemotherapeutic drug, e.g. as indicated above.

6. A pharmaceutical combination, e.g. a kit, comprising a) a first agent which is a compound of formula I as disclosed herein, in free form or in pharmaceutically acceptable
30 salt form, and b) at least one co-agent, e.g. an immunosuppressant, immunomodulatory, anti-

inflammatory or chemotherapeutic drug, e.g. as disclosed above. The kit may comprise instructions for its administration.

The terms "co-administration" or "combined administration" or the like as utilized herein are meant to encompass administration of the selected therapeutic agents to a single
5 patient, and are intended to include treatment regimens in which the agents are not necessarily administered by the same route of administration or at the same time.

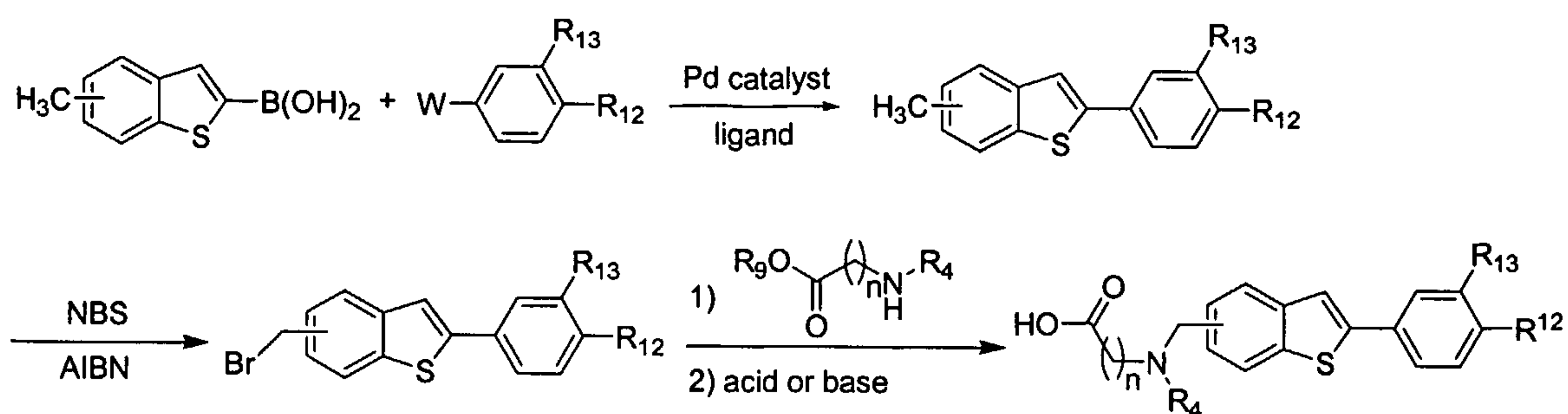
The term "pharmaceutical combination" as used herein means a product that results from the mixing or combining of more than one active ingredient and includes both fixed and non-fixed combinations of the active ingredients. The term "fixed combination" means
10 that the active ingredients, e.g. a compound of formula I and a co-agent, are both administered to a patient simultaneously in the form of a single entity or dosage. The term "non-fixed combination" means that the active ingredients, e.g. a compound of formula I and a co-agent, are both administered to a patient as separate entities either simultaneously,
15 concurrently or sequentially with no specific time limits, wherein such administration provides therapeutically effective levels of the 2 compounds in the body of the patient. The latter also applies to cocktail therapy, e.g. the administration of 3 or more active ingredients.

Methods for Preparing Compounds of the Invention

The present invention also includes processes for the preparation of
20 immunomodulatory compounds of the invention. In the reactions described, it can be necessary to protect reactive functional groups, for example hydroxy, amino, imino, thio or carboxy groups, where these are desired in the final product, to avoid their unwanted participation in the reactions. Conventional protecting groups can be used in accordance with standard practice, for example, see T.W. Greene and P. G. M. Wuts in "Protective
25 Groups in Organic Chemistry", John Wiley and Sons, 1991.

Compounds of Formula I can be prepared by proceeding as in the following reaction schemes:

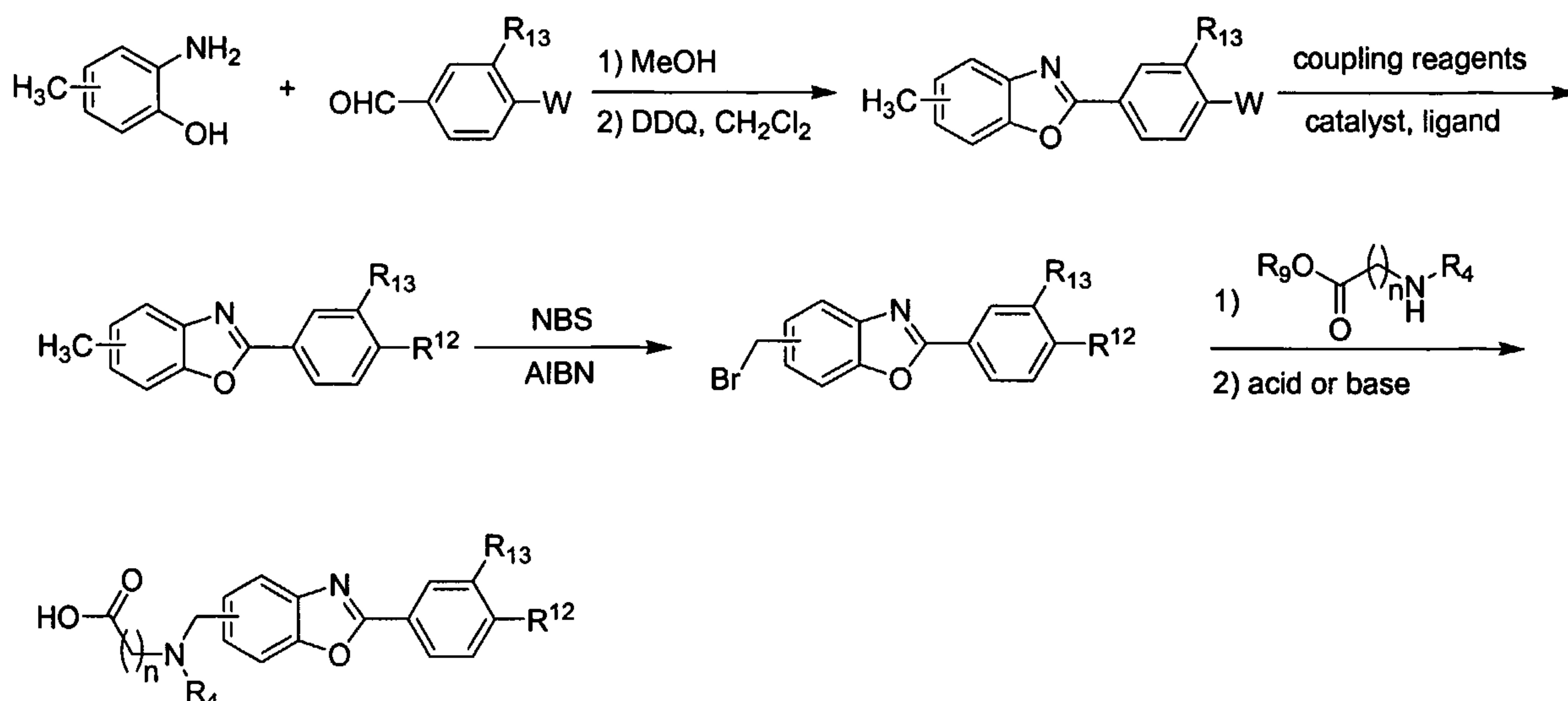
Reaction Scheme 1



wherein n , R^4 , R^9 , R^{12} and R^{13} are as defined in the Summary of the Invention and W is a halogen, trifluoromethanesulfonate, or the like. The reaction initially proceeds in the presence of a catalyst (e.g., palladium acetate, palladium chloride, palladium bromide, palladium cyanide, palladium acetylacetonate, palladium bis(benzonitrile) dichloride, tris(dibenzylideneacetone)-dipalladium, and the like) and a ligand (e.g., phosphorous ligands, such as triphenyl phosphine, tri-*t*-butyl phosphine, 2-(di-*t*-butylphosphino)biphenyl, dicyclohexylphosphinobiphenyl, and the like) in a solvent (e.g., tetrahydrofuran, 1,4-dioxane, benzene, toluene, xylene, *N,N*-dimethylformide, *N*-methyl-pyrrolidinone, and the like) at a temperature of about 20 to about 140 °C and can take up to about 48 hours to complete. The bromination reaction is carried out in the presence of a brominating agent (e.g., *N*-bromosuccinimide, bromine, and the like) and a radical initiator (e.g., 2,2'-azobisisobutyronitrile, benzoyl peroxide, and the like). The amination with amino carboxylic esters proceeds in the presence of a base (e.g., sodium hydride, triethylamine, diisopropylethylamine, potassium carbonate, sodium carbonate, and the like). The subsequent hydrolysis of esters proceeds in the presence of an acid (e.g. trifluoroacetic acid, hydrochloric acid, and the like) or a base (e.g., lithium hydroxide, sodium hydroxide, potassium hydroxide, sodium carbonate, and the like).

20

Reaction Scheme 2



wherein n , R^4 , R^9 , R^{12} and R^{13} are as defined in the Summary of the Invention and W is a halogen, trifluoromethanesulfonate, or the like. The benzoxazole core is formed by the condensation reaction between an appropriate amino phenol and an aldehyde followed by an oxidative cyclization. The coupling reaction proceeds in the presence of a catalyst (e.g.,

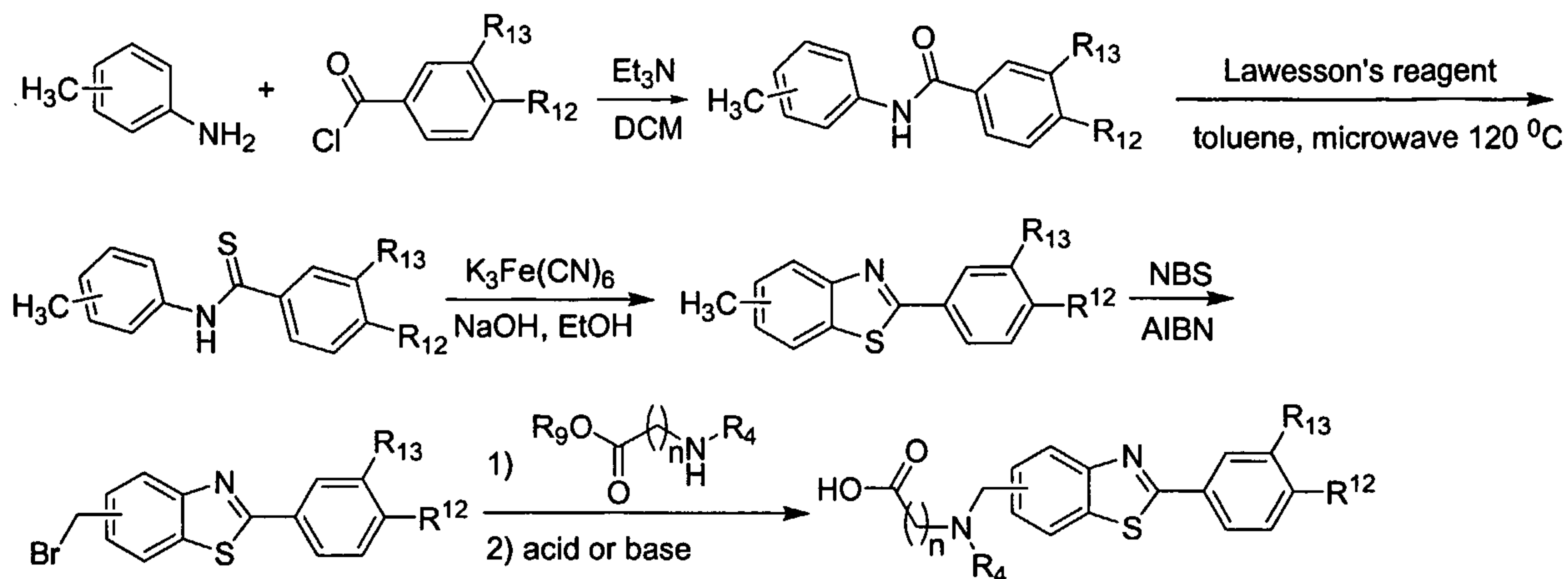
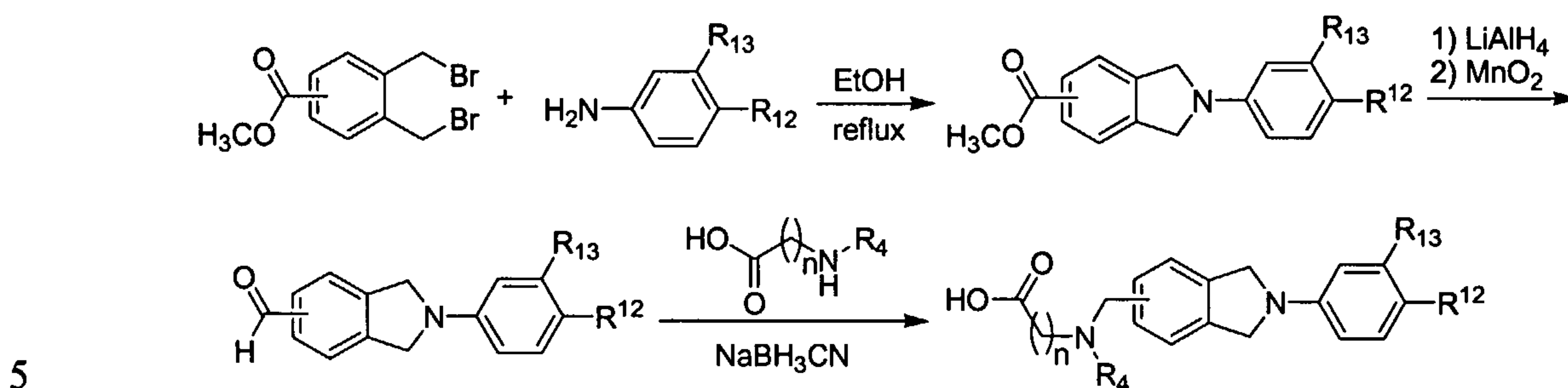
5 palladium acetate, palladium chloride, palladium bromide, palladium cyanide, palladium acetylacetonate, palladium bis(benzonitrile) dichloride, tris(dibenzylideneacetone)-dipalladium, and the like) and a ligand (e.g., phosphorous ligands, such as triphenyl phosphine, tri-*t*-butyl phosphine, 2-(di-*t*-butylphosphino)biphenyl,

10 dicyclohexylphosphinobiphenyl, and the like) in a solvent (e.g., tetrahydrofuran, 1,4-dioxane, benzene, toluene, xylene, *N,N*-dimethylformide, *N*-methylpyrrolidinone, and the like) at a temperature of about 20 to about 140 °C and can take up to about 48 hours to complete.

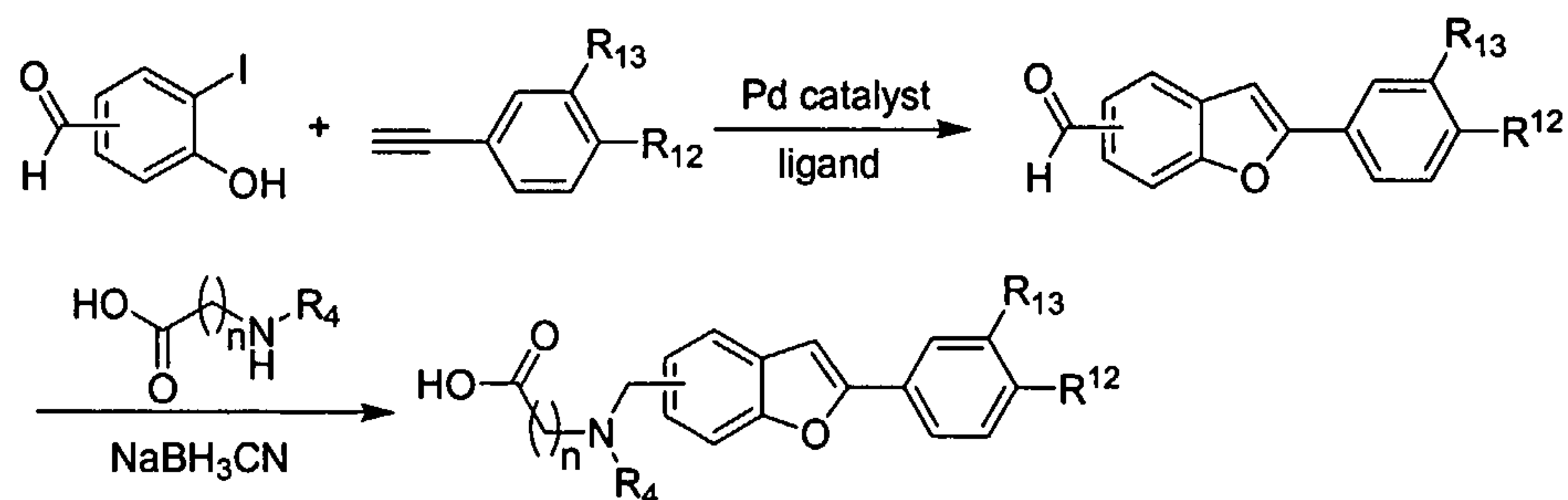
Similar transformations as in Reaction Scheme 1 give final compounds of Formula I.

15 Some compounds of the invention can be prepared by proceeding as in the following reaction schemes:

Reaction Scheme 3

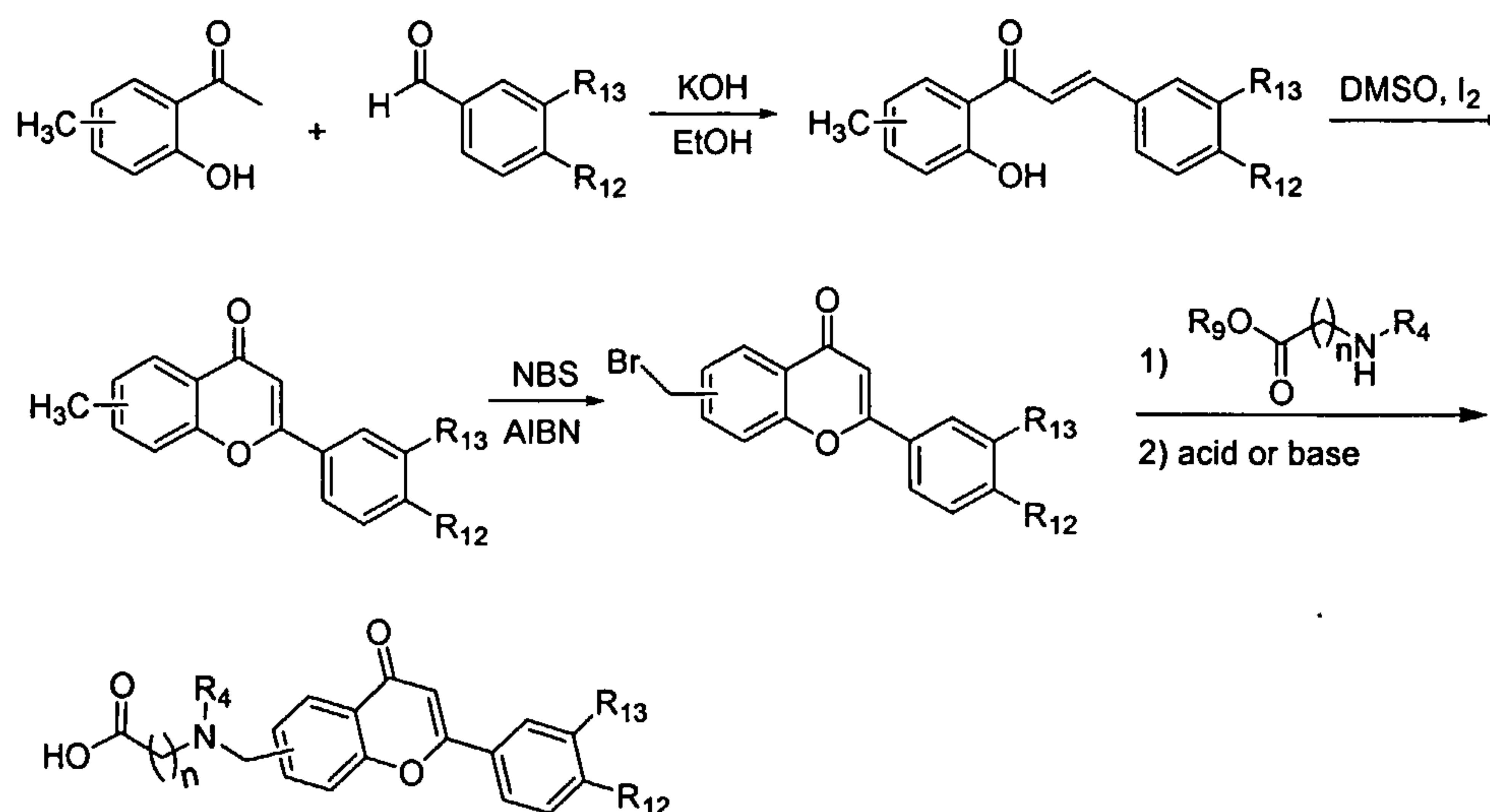
**Reaction Scheme 4**

5

Reaction Scheme 5

10

Reaction Scheme 6



wherein n , R^4 , R^9 , R^{12} and R^{13} are as defined in the Summary of the Invention.

Additional Processes for Preparing Compounds of the Invention:

- 5 A compound of the invention can be prepared as a pharmaceutically acceptable acid addition salt by reacting the free base form of the compound with a pharmaceutically acceptable inorganic or organic acid. Alternatively, a pharmaceutically acceptable base addition salt of a compound of the invention can be prepared by reacting the free acid form of the compound with a pharmaceutically acceptable inorganic or organic
- 10 base. Alternatively, the salt forms of the compounds of the invention can be prepared using salts of the starting materials or intermediates.

The free acid or free base forms of the compounds of the invention can be prepared from the corresponding base addition salt or acid addition salt form, respectively. For example a compound of the invention in an acid addition salt form can be converted to the corresponding free base by treating with a suitable base (e.g., ammonium hydroxide

15 solution, sodium hydroxide, and the like). A compound of the invention in a base addition salt form can be converted to the corresponding free acid by treating with a suitable acid (e.g., hydrochloric acid, etc.).

Compounds of the invention in unoxidized form can be prepared from N-oxides of

20 compounds of the invention by treating with a reducing agent (e.g., sulfur, sulfur dioxide, triphenyl phosphine, lithium borohydride, sodium borohydride, phosphorus trichloride, tribromide, or the like) in a suitable inert organic solvent (e.g. acetonitrile, ethanol, aqueous dioxane, or the like) at 0 to 80°C.

Prodrug derivatives of the compounds of the invention can be prepared by methods known to those of ordinary skill in the art (e.g., for further details see Saulnier et al., (1994), Bioorganic and Medicinal Chemistry Letters, Vol. 4, p. 1985). For example, appropriate prodrugs can be prepared by reacting a non-derivatized compound of the invention with a
5 suitable carbamylating agent (e.g., 1,1-acyloxyalkylcarbanochloridate, para-nitrophenyl carbonate, or the like).

Protected derivatives of the compounds of the invention can be made by means known to those of ordinary skill in the art. A detailed description of techniques applicable to the creation of protecting groups and their removal can be found in T W. Greene, "Protecting
10 Groups in Organic Chemistry", 3rd edition, John Wiley and Sons, Inc., 1999.

Compounds of the present invention can be conveniently prepared, or formed during the process of the invention, as solvates (e.g., hydrates). Hydrates of compounds of the present invention can be conveniently prepared by recrystallization from an aqueous/organic solvent mixture, using organic solvents such as dioxin, tetrahydrofuran or
15 methanol.

Compounds of the invention can be prepared as their individual stereoisomers by reacting a racemic mixture of the compound with an optically active resolving agent to form a pair of diastereoisomeric compounds, separating the diastereomers and recovering the optically pure enantiomers. While resolution of enantiomers can be carried out using
20 covalent diastereomeric derivatives of the compounds of the invention, dissociable complexes are preferred (e.g., crystalline diastereomeric salts). Diastereomers have distinct physical properties (e.g., melting points, boiling points, solubilities, reactivity, etc.) and can be readily separated by taking advantage of these dissimilarities. The diastereomers can be separated by chromatography, or preferable, by separation/resolution techniques based upon
25 differences in solubility. The optically pure enantiomer is then recovered, along with the resolving agent, by any practical means that would not result in racemization. A more detailed description of the techniques applicable to the resolution of stereoisomers of compounds from the their racemic mixture can be found in Jean Jacques, Andre Collet, Samuel H. Wilen, "Enantiomers, Racemates and Resolutions", John Wiley And Sons, Inc.,
30 1981.

In summary, the compounds of Formula I can be made by a process, which involves:

- (a) reaction schemes 1, 2, 3, 4, 5 or 6; and
- (b) optionally converting a compound of the invention into a pharmaceutically acceptable salt;
- (c) optionally converting a salt form of a compound of the invention to a non-salt form;
- (d) optionally converting an unoxidized form of a compound of the invention into a pharmaceutically acceptable N-oxide;
- (e) optionally converting an N-oxide form of a compound of the invention to its unoxidized form;
- (f) optionally resolving an individual isomer of a compound of the invention from a mixture of isomers;
- (g) optionally converting a non-derivatized compound of the invention into a pharmaceutically acceptable prodrug derivative; and
- (h) optionally converting a prodrug derivative of a compound of the invention to its non-derivatized form.

Insofar as the production of the starting materials is not particularly described, the compounds are known or can be prepared analogously to methods known in the art or as disclosed in the Examples hereinafter.

One of skill in the art will appreciate that the above transformations are only representative of methods for preparation of the compounds of the present invention, and that other well known methods can similarly be used.

25

EXAMPLES

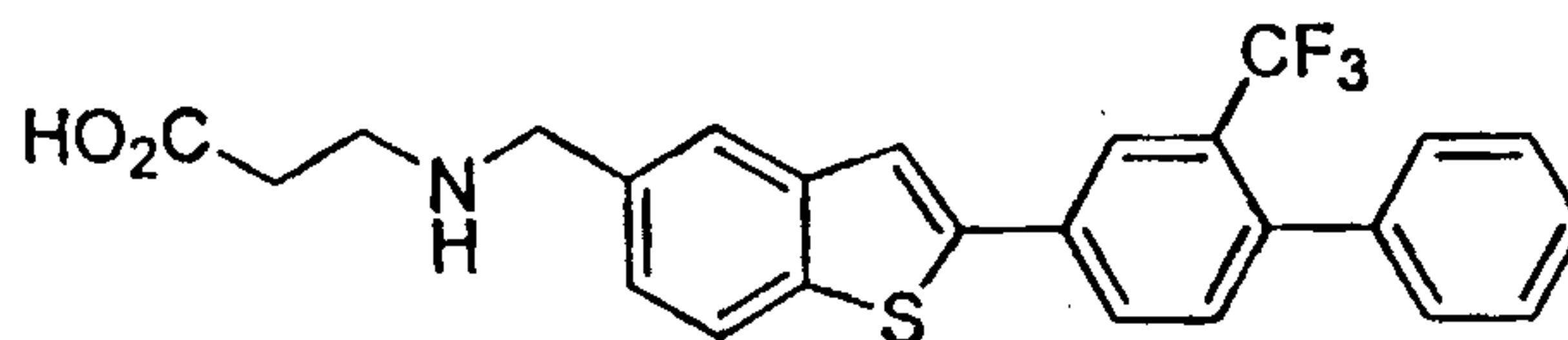
The following examples provide detailed descriptions of the preparation of representative compounds and are offered to illustrate, but not to limit the present invention.

21489-10387

Example 1

3-[[2-(2-Trifluoromethyl-biphenyl-4-yl)-benzo[*b*]thiophen-5-ylmethyl]-amino]-propionic acid

5



To a solution of 5-methylbenzo[*b*]thiophene (1.0 g, 6.75 mmol) in anhydrous ether (17 mL) at -78 °C is added *n*-BuLi (5.1 mL of a 1.52 M solution in hexanes, 7.75 mmol). The reaction flask is then moved to a 0 °C bath and stirred for 2.5 hours. The mixture is cooled back to -78 °C, and trimethyl borate (1.51 mL, 13.5 mmol) is added neat. The mixture is allowed to warm up to room temperature overnight, and then treated with 2 N HCl (10 mL). After 2 hours, the mixture is extracted with ether (5 x), and the combined organic solution is dried (MgSO₄) and concentrated. The crude product, 5-methylbenzo[*b*]-thiophenylboric acid, is used without further purification.

To a solution of 5-methylbenzo[*b*]thiophenylboric acid (0.84 g, 4.4 mmol) in ethanol (2 mL) and toluene (8 mL) is added 2-chloro-5-bromobenzenetri-fluoride (1.14 g, 4.4 mmol) and tetrakis(triphenylphosphine)palladium(0) (0.254 g, 0.22 mmol), followed by the addition of a solution of sodium carbonate (1.86 g, 17.6 mmol) in water (8 mL). The mixture is stirred vigorously at 80°C for 4 hours, and then filtered through a pad of CeliteTM, which is rinsed with hexanes. The filtrate is concentrated and purified by column chromatography (100% hexanes) to give 1.15 g (80%) of 2-(4-chloro-3-trifluoromethylphenyl)-5-methylbenzo[*b*]thiophene as a white solid.

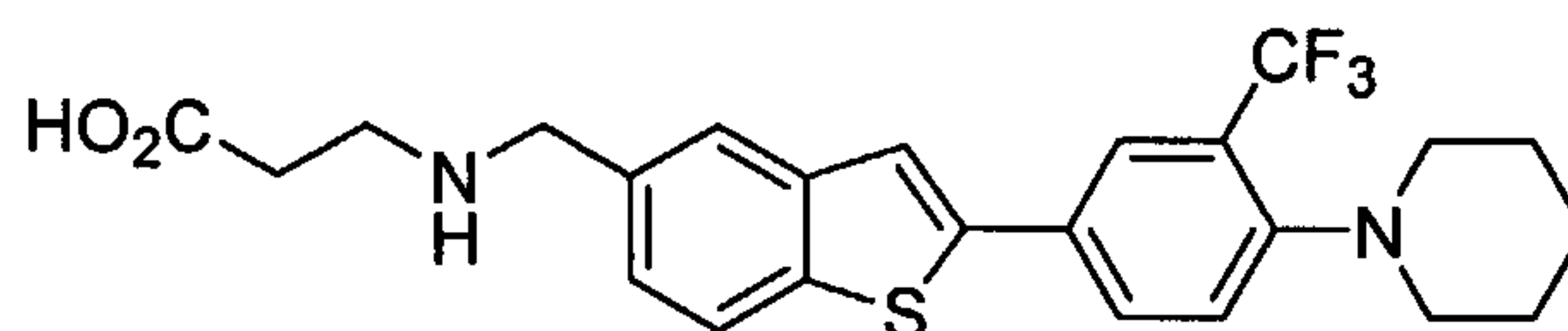
To a solution of 2-(4-chloro-3-trifluoromethylphenyl)-5-methylbenzo[*b*]thiophene (0.746 g, 2.28 mmol) in carbon tetrachloride (23 mL) is added *N*-bromosuccinimide (0.447 g, 2.51 mmol) and 2, 2'-azobisisobutyronitrile (AIBN, 0.075 g, 0.46 mmol). The mixture is stirred at 90°C overnight, and then concentrated. The residue is passed through a pad of silica gel, which is further rinsed with hexanes. The combined organic solution is concentrated *in vacuo*. The resulting crude product, 5-bromomethyl-2-(4-chloro-3-

trifluoromethylphenyl)benzo[*b*]thiophene, is dissolved in DMF (2 mL) and added to a pre-stirred suspension of β -alanine *t*-butyl ester hydrochloride (0.828 g, 4.56 mmol) and sodium hydride (0.365 g, 60% dispersion in mineral oil, 9.12 mmol) in DMF (4 mL). The mixture is stirred at room temperature for 4 hours, quenched with water (1 mL) and concentrated *in vacuo*. The resulting residue is purified by column chromatography (50% to 70% EtOAc/hexanes) to afford 0.79 g (73%) of 3-{{2-(4-chloro-3-trifluoromethylphenyl)benzo[*b*]thiophene-5-ylmethyl}amino}propionic acid *t*-butyl ester as a yellow solid.

To a solution of the above chloride (0.79 g, 1.68 mmol) in THF (20 mL) is added phenyl boric acid (0.41 g, 3.36 mmol), potassium fluoride (0.39 g, 6.72 mmol), 2-(dicyclohexylphosphino)biphenyl (59 mg, 0.17 mmol) and palladium (II) acetate (19 mg, 0.084 mmol). The mixture is stirred at 60 °C under argon for 24 hours. After concentration, the residue is purified by column chromatography (50% to 70% EtOAc/hexanes) to afford 3-{{2-(2-trifluoromethyl-biphenyl-4-yl)benzo[*b*]thiophen-5-ylmethyl}amino}propionic acid *t*-butyl ester. The ester is hydrolyzed in TFA-CH₂Cl₂ (1:2 v/v, 20 mL). The crude product is purified by the preparative LCMS to afford 0.55 g (67%) of 3-{{2-(2-trifluoromethyl-biphenyl-4-yl)benzo[*b*]thiophen-5-ylmethyl}amino}propionic acid, which is converted to the corresponding HCl salt: ¹H NMR (400 MHz, CD₃OD) δ 8.03 (d, 1 H), 7.94 (dd, 2 H), 7.92 (s, 1 H), 7.42-7.30 (m, 5 H), 7.29-7.21 (m, 2 H), 4.29 (s, 2 H), 3.25 (t, 2 H), 2.70 (t, 2 H); MS (ES) 456.1 (M+H⁺).

Example 2

3-{{2-(4-Piperidin-1-yl-3-trifluoromethyl-phenyl)-benzo[*b*]thiophen-5-ylmethyl]-amino}-propionic acid

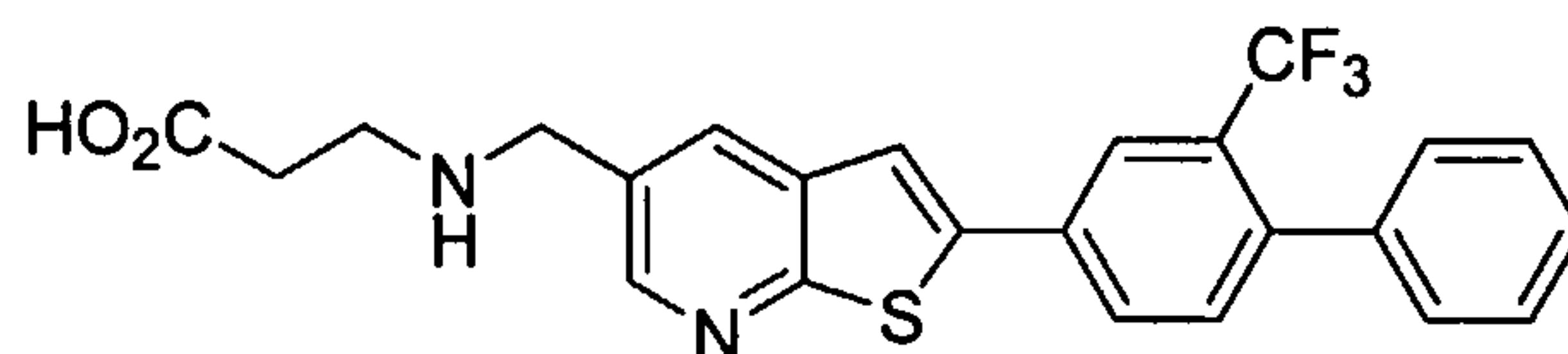


Piperidine (30 μ L, 2.0 mmol), Pd₂dba₃ (2.7 mg, 0.003 mmol), potassium *t*-butoxide (59 mg, 0.53 mmol) and 1,3-bis-(2,6-diisopropylphenyl)-4,5-dihydroimidazol-2-ylidene HCl

salt (2.6 mg, 0.006 mmol) are added sequentially to a solution of 3-{{2-(4-chloro-3-trifluoromethyl-phenyl)-benzo[*b*]thiophen-5-ylmethyl]-amino}-propionic acid *tert*-butyl ester (72 mg, 0.15 mmol) in 1,4-dioxane (0.8 mL). The mixture is irradiated in a microwave at 100 °C for 1 hour. The reaction is quenched with water and the mixture is concentrated *in vacuo*. The residue is dissolved in THF and aqueous 2N NaOH (4 mL, 1:1 v/v), and stirred at 60 °C for 3 hours. It is concentrated and purified with preparative LCMS to afford 20 mg of 3-{{2-(4-piperidin-1-yl-3-trifluoromethyl-phenyl)-benzo[*b*]thiophen-5-ylmethyl]-amino}-propionic acid, which is converted to HCl salt: ¹H NMR (400 MHz, CD₃OD) δ 8.15-8.00 (m, 4 H), 7.87 (s, 1 H), 7.63 (d, 1 H), 7.57 (d, 1 H), 4.48 (s, 2 H), 3.44 (t, 2 H), 3.03 (t, 4 H), 2.89 (t, 2 H), 1.90-1.80 (m, 4 H), 1.75-1.65 (m, 2 H); MS (ES) 463.4 (M+H⁺).

Example 3

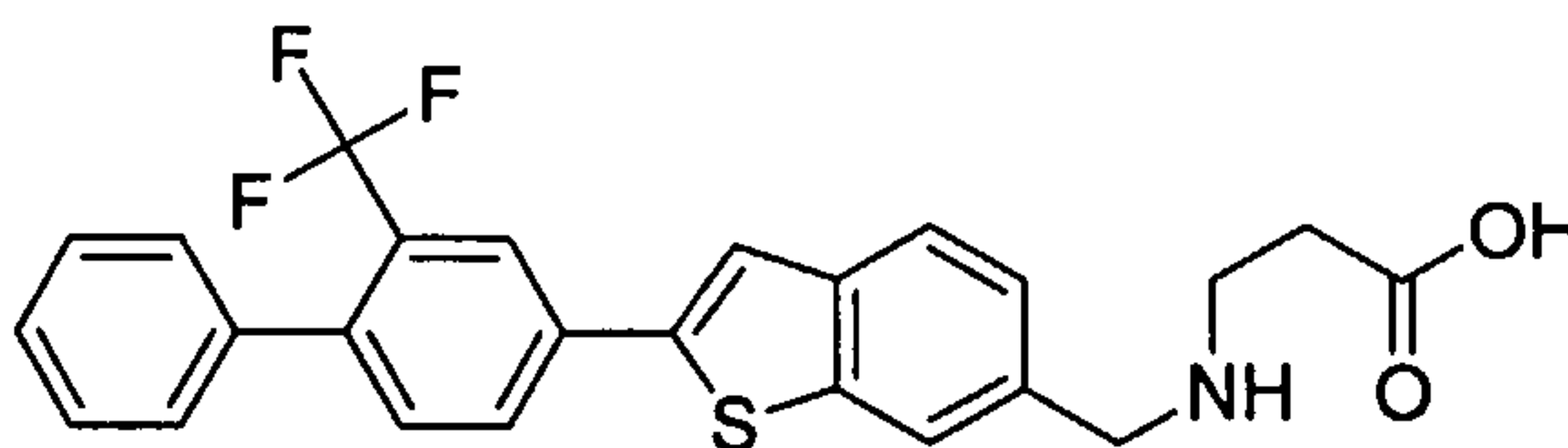
3-{{2-(2-Trifluoromethyl-biphenyl-4-yl)-thieno[2,3-*b*]pyridin-5-ylmethyl]-amino}-propionic acid



15

To a solution of 2-(2-trifluoromethyl-biphenyl-4-yl)-thieno[2,3-*b*]pyridine-5-carbaldehyde (32 mg, 0.083 mmol) in MeOH (2 mL) is added β-alanine HCl salt (37 mg, 0.42 mmol) and triethylamine (23 uL, 0.16 mmol). The mixture is stirred at 50 °C for 20 minutes. Sodium borohydride (30 mg, 0.8 mmol) is added at room temperature and it is stirred for 10 minutes. The mixture is purified with preparative LCMS to give 22 mg of 3-{{2-(2-trifluoromethyl-biphenyl-4-yl)-thieno[2,3-*b*]pyridin-5-ylmethyl]-amino}-propionic acid, which is converted to HCl salt: ¹H NMR (400 MHz, CD₃OD) δ 8.56 (d, 1 H), 8.30 (d, 1 H), 8.08 (d, 1 H), 7.98 (dd, 1 H), 7.84 (s, 1 H), 7.42 (d, 1 H), 7.40-7.34 (m, 3 H), 7.30-7.24 (m, 2 H); MS (ES) 457.1 (M+H⁺).

25

Example 43-{{2-(2-Trifluoromethyl-biphenyl-4-yl)-benzo[b]thiophen-6-ylmethyl}-amino}-propionic acid

Bromoacetaldehyde dimethyl acetal (1.6 mL, 0.01 mol) is added dropwise to a mixture of m-methylbenzenethiol (1.5 mL, 0.01 mol) and K_2CO_3 (1.66mg, 0.01 mol) in 20 mL acetone at room temperature. The reaction mixture is stirred for 16 hours and then
 10 filtered. The solid is washed with acetone, and the combined filtrate and washes are concentrated in vacuo. The residue is diluted with water and extracted with ether. The ether layer is washed with 0.5 M KOH, water, and brine, dried, filtered and concentrated in vacuo to give 2 g yellow oil.

A solution of above yellow oil in CH_2Cl_2 (20 mL) is added dropwise to a solution
 15 of BF_3 in ether (0.7 mL, 0.005 mol) in CH_2Cl_2 (100 mL) at room temperature. The reaction mixture is stirred for 3 hours, treated with aqueous $NaHCO_3$ solution and stirred until both phase are clear. The CH_2Cl_2 layer is separated, dried, filtered and concentrated in vacuo to give 0.45 g of an approximately 1:3 mixture of 4- and 6-methyl_benzo[b]thiophene as a dark brown oil. Major isomer: 1H NMR ($DMSO-d_6$): δ 7.78 (d, 1H), 7.76 (d, 1H), 7.64 (d, 1H),
 20 7.39 (m, 1H), 7.17 (m, 1H), 2.43 (s, 3H).

To a solution of 6-methyl_benzo[b]thiophene (0.16 g, 0.001 mol) in 10 mL of anhydrous THF at $-60^\circ C$ is added n-BuLi (0.8 mL, 0.0012 mol) dropwise via syringe. After stirring for 30 minutes triisopropyl borate (0.3 mL, 0.0012 mol) is added dropwise. The reaction mixture is allowed to warm to $0^\circ C$ and then partitioned between 1.0N HCl and
 25 EtOAc. The organic layer is separated, dried, filtered and concentrated to produce a white solid that is triturated from ether/hexane. Filtration provides 0.17 g of 6-Methyl-benzo[b]thiophene-2-boronic acid as white solid. MS m/z 193 $[M+1]^+$.

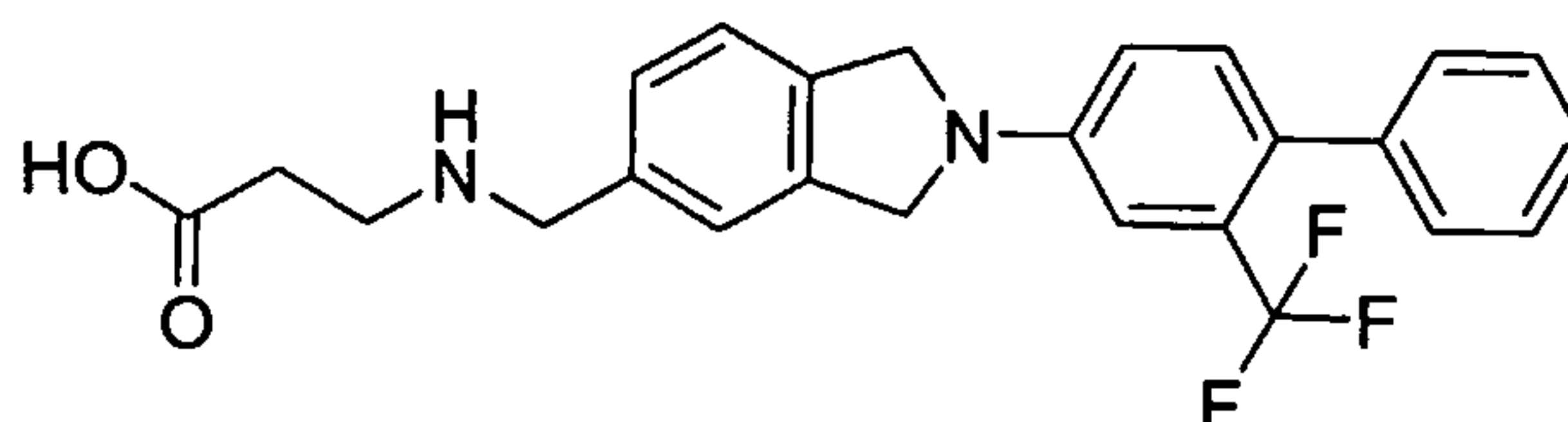
To a slurry of 6-methyl-benzo[b]thiophene-2-boronic acid (0.19 g, 0.001 mol) in 10 mL of benzene is added 4-bromo-2-trifluoromethyl-biphenyl (0.3g, 0.001 mol). The

reaction flask is then covered with aluminum foil to keep out light. To this is added 58 mg of tetrakis(triphenylphosphine-palladium(0)), followed by 1 mL of 2.0N sodium carbonate solution. The biphasic mixture is heated at 85°C for 3 hours with vigorous stirring. The mixture is cooled to room temperature and 10 mL of brine solution is added. The organic
5 layer is separated, dried and concentrated under vacuo to afford 0.2g of 6-methyl-2-(2-trifluoromethyl-biphenyl-4-yl)-benzo[b]thiophene.

The above product (0.2g, 0.54 mmol) is dissolved in 10 mL of CCl₄, followed by adding NBS (86 mg, 0.54 mmol) and benzoyl peroxide (24 mg, 0.1 mmol). The reaction mixture is heated to reflux for 5 hours. After cooling down and removing solvent, the
10 residue is put in column (hexane:EtOAc 95:5). After column, 180mg of 6-bromomethyl-2-(2-trifluoromethyl-biphenyl-4-yl)-benzo[b]thiophene is obtained.

To a solution of 6-bromomethyl-2-(2-trifluoromethyl-biphenyl-4-yl)-benzo[b]thiophene (180mg, 0.4 mmol) in 5 mL DMSO, Ag₂CO₃(330mg, 1.2 mmol) is added. The suspension is heated to 100°C for 3 hours. After work up, the organic layer is
15 dried and concentrated. The residue is applied in column (hexane:EtOAc 9:1) to afford 100mg of 2-(2-trifluoromethyl-biphenyl-4-yl)-benzo[b]thiophene-6-carbaldehyde as a off white solid. MS *m/z* 383[M+1]⁺.

To a solution of 2-(2-trifluoromethyl-biphenyl-4-yl)-benzo[b]thiophene-6-carbaldehyde(23 mg, 0.05 mmol) in 3 mL MeOH, β-alanine (8.7mg, 0.1 mmol) and catalytic amount Et₃N are added. The suspension is heated to 50°C for 0.5 hours, followed by the
20 addition of 2 mg of NaBH₄. After Pre-LC-MS, 10 mg of 3-{[2-(2-trifluoromethyl-biphenyl-4-yl)-benzo[b]thiophen-6-ylmethyl]-amino}-propionic acid is obtained as a white solid. MS *m/z* 456[M+1]⁺. ¹H NMR (MeOD-d₄): δ 8.22 (d, 1H), 7.93 (m, 2H), 7.86 (d, 1H), 7.81 (s, 1H), 7.40 (m, 1H), 7.34 (d, 1H), 7.28 (m, 3H), 7.24 (m, 2H), 4.26 (s, 2H), 3.15 (t, 2H), 2.52
25 (t, 2H).

Example 5**3-{{2-(2-Trifluoromethyl-biphenyl-4-yl)-2,3-dihydro-1H-isoindol-5-ylmethyl}-amino}-propionic acid**

5

3,4-Bis-bromomethyl-benzoic acid methyl ester (0.32 g, 0.001 mol) and 4-bromo-3-trifluoromethyl-phenylamine (0.72 mL, 0.003 mol) are dissolved in anhydrous 30 mL of EtOH. The reaction mixture is heated to reflux for 3 hours, then cooled down to room temperature. After filtering, a white solid product is obtained. MS m/z 400 $[M+1]^+$.

10

2-(4-Bromo-3-trifluoromethyl-phenyl)-2,3-dihydro-1H-isoindole-5-carboxylic acid methyl ester (0.2 g, 0.0005 mol) is dissolved in 20 mL of anhydrous toluene, followed by adding 40 mg of tetrakis(triphenylphosphine-palladium(0)). After bubbling N_2 through the solution for 3 minutes, tributyl-phenyl-stannane (0.22 g, 0.0006 mol) is added to the solution. The reaction mixture is heated to reflux for 16 hours. After column (9:1 Hexane: EtOAc), a white solid product (0.18g) is obtained. MS m/z 398 $[M+1]^+$.

15

2-(2-Trifluoromethyl-biphenyl-4-yl)-2,3-dihydro-1H-isoindole-5-carboxylic acid methyl ester (0.18 g, 0.0005 mol) is dissolved in 10 mL of anhydrous THF, followed by 1.5 mL of LAH (0.0015 mol). The reaction mixture is stirred at room temperature for 5 minutes and quenched with 5% NaOH solution. After workup, organic layer is dried under vacuo and the residue is dissolved in 50 mL of $CHCl_3$, followed by adding 500 mg of MnO_2 . The suspension is stirred at room temperature for 3 hours and followed by filtering. The organic solution is dried and applied to column (4:1 Hexane:EtOAc). After column, a white solid product (40mg) is obtained. MS m/z 368 $[M+1]^+$.

20

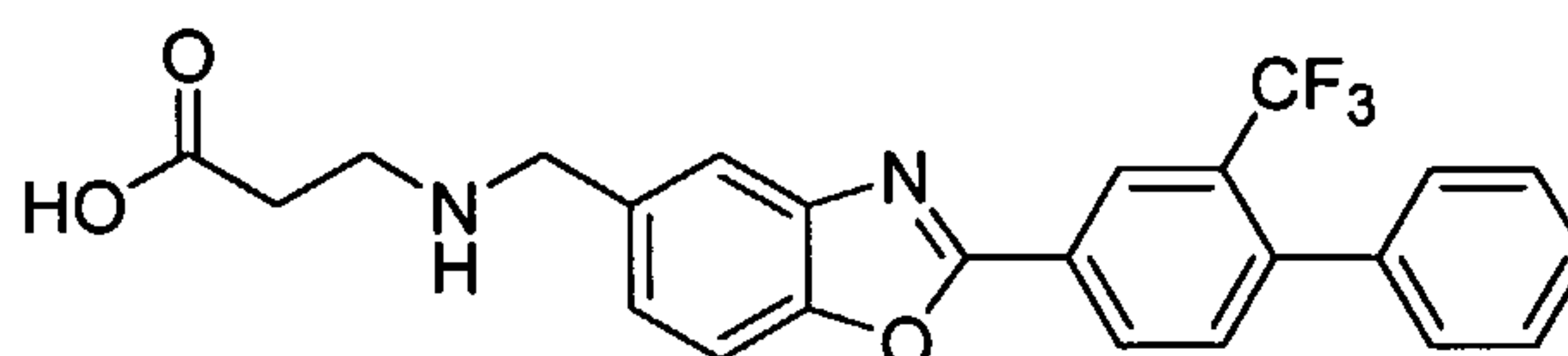
To a solution of 2-(2-trifluoromethyl-biphenyl-4-yl)-2,3-dihydro-1H-isoindole-5-carbaldehyde (19 mg, 0.05 mmol) in 3 mL MeOH, β -alanine (8.7mg, 0.1 mmol) and catalytic amount Et_3N are added. The suspension is heated to 50 °C for 0.5 hours, followed by adding 2 mg of $NaBH_4$. After pre-LC-MS, 8 mg of 3-{{2-(2-trifluoromethyl-biphenyl-4-yl)-2,3-dihydro-1H-isoindol-5-ylmethyl}-amino}-propionic acid is obtained as a white solid.

25

MS m/z 441[M+1]⁺. ¹H NMR (DMSO-d₆): δ 7.08-7.26 (m, 9H), 6.80 (brs, 2H), 4.53 (s, 4H), 3.68 (s, 2H), 2.62 (t, 2H), 2.16 (t, 2H).

Example 6

5 3- {[2-(2-Trifluoromethyl-biphenyl-4-yl)-benzooxazol-5-yl-
methyl]-amino}-propionic acid



10 A solution of 2-amino-4-methylphenol (1 eq) and 4-chloro-3-trifluoromethyl-benzaldehyde (1 eq) in methanol (0.1 M) is heated at 50°C for 30 minutes. After concentration, the residue is dissolved in CH₂Cl₂ (0.1 M) and treated with DDQ (1.05 eq). The resulting mixture is stirred at room temperature for 10 minutes. It is then diluted with CH₂Cl₂ and washed with NaHCO₃ and brine. The organic layer is dried over Na₂SO₄. After
15 concentration, the desired product is purified by column chromatography (5% EtOAc/hexane) to give a white solid. MS: (ES⁺): 312.0 (M+1)⁺.

A mixture of 2-(4-chloro-3-trifluoromethyl-phenyl)-5-methyl-benzooxazole (1 eq), phenyl boronic acid (1.5 eq), Pd(OAc)₂ (0.03 eq), phosphine ligand (0.06 eq) and KF (3 eq) in dry THF (0.5 M) is heated at 100 °C in microwave for 30 minutes. The resulting mixture
20 is diluted with EtOAc and washed with brine. The organic layer is dried over Na₂SO₄. After concentration, the residue is purified by column chromatography (5% EtOAc in hexane) to give the desired product as a white solid. MS: (ES⁺): 354.1 (M+1)⁺.

A mixture of 5-methyl-2-(2-trifluoromethyl-biphenyl-4-yl)-benzooxazole (1 eq), NBS (1 eq) and AIBN (0.1 eq) in CCl₄ (0.1 M) is refluxed for 5 hours. After concentration,
25 the desired product is purified by column chromatography (10% EtOAc/hexane). MS: (ES⁺): 432.0 (M+1)⁺.

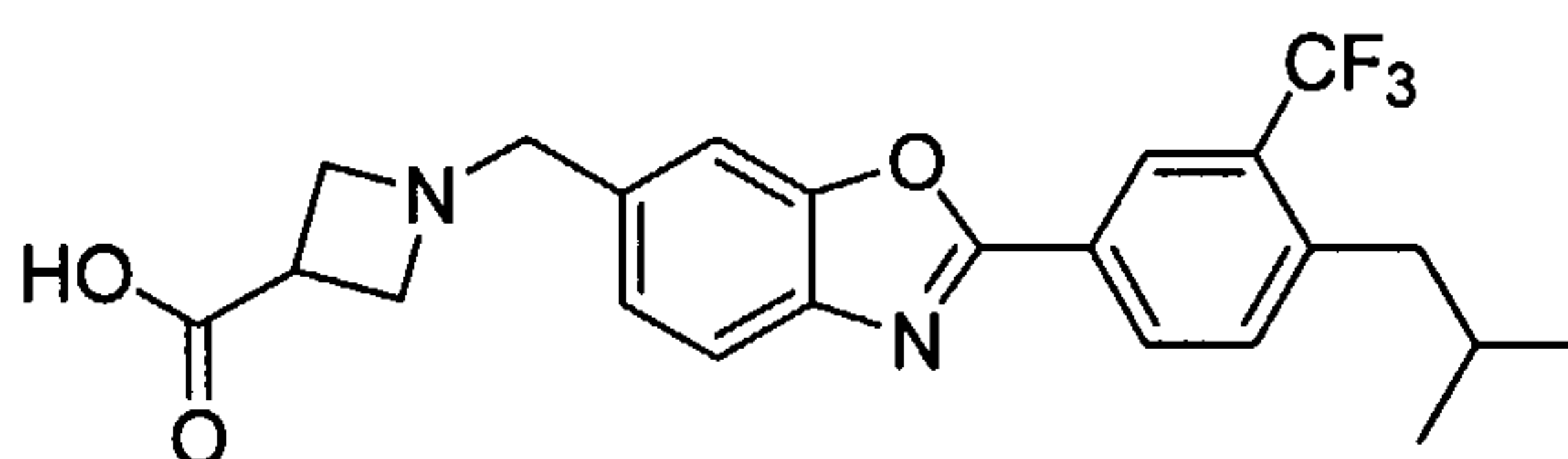
To a solution of β-alanine methyl ester hydrochloride salt (2 eq) in dry DMF (0.5 M) is added NaH (3.5 eq). After stirring at room temperature for 10 minutes, a solution of 5-bromomethyl-2-(2-trifluoromethyl-biphenyl-4-yl)-benzooxazole (1 eq) in dry DMF (1 M) is

added. The resulting mixture is stirred at room temperature for 2 hours. It is diluted with H₂O and extracted with EtOAc. The organic solution is washed with brine and dried over Na₂SO₄. After concentration, the residue is dissolved in MeOH (0.2 M) and treated with 2N LiOH solution (3 eq) for 10 hours. The final compound is purified by preparative LCMS to give 3-{{2-(2-trifluoromethyl-biphenyl-4-yl)-benzooxazol-5-ylmethyl}-amino}-propionic acid; ¹H NMR (400 MHz, CD₃OD) δ 2.74 (t, *J* = 6.7 Hz, 2H), 3.30 (t, *J* = 6.8 Hz, 2H), 4.39 (s, 2H), 7.34 (m, 2H), 7.43 (m, 3H), 7.57 (m, 2H), 7.78 (d, *J* = 8.3 Hz, 1H), 7.94 (s, 1H), 8.43 (d, *J* = 8.0 Hz, 1H), 8.59 (s, 1H). MS: (ES⁺): 441.3 (M+1)⁺.

10

Example 7

1-[2-(4-Isobutyl-3-trifluoromethyl-phenyl)-benzooxazol-6-ylmethyl]-azetidine-3-carboxylic acid



15

A mixture of [2-(4-chloro-3-trifluoromethyl-phenyl)-benzooxazol-6-yl]-methanol (1 eq) and Pd(PBu^t)₂ (0.05 eq) is treated with isobutyl zinc bromide in THF (0.5 M, 3 eq). The resulting mixture is heated at 100 °C in microwave for 30 minutes. The reaction mixture is diluted with aqueous HCl (5%) and extracted with EtOAc. The organic solution is washed with brine and dried over Na₂SO₄. After concentration, the residue is purified by flash column chromatography (30% EtOAc in hexane) to give the desired intermediate [2-(4-isobutyl-3-trifluoromethyl-phenyl)-benzooxazol-6-yl]-methanol. MS: (ES⁺): 350.1 (M+1)⁺.

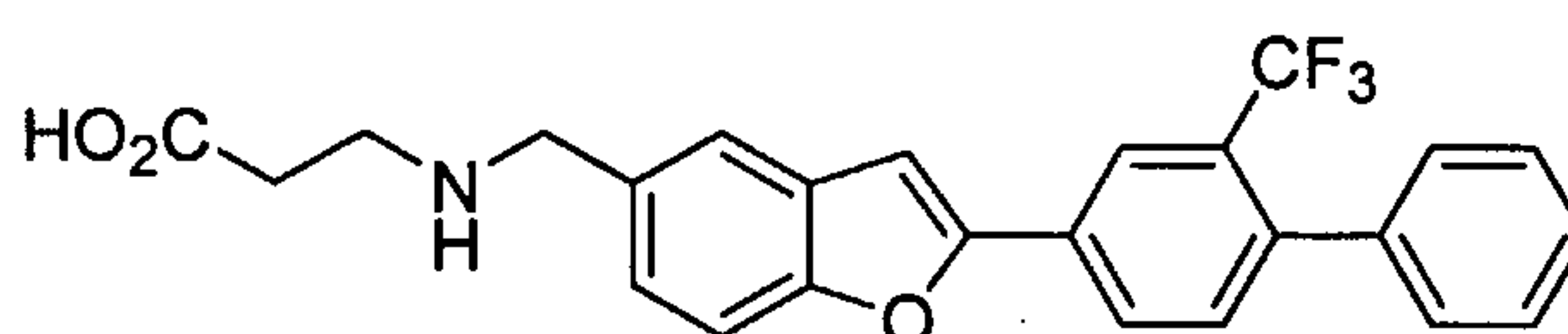
20

25

To a solution of [2-(4-isobutyl-3-trifluoromethyl-phenyl)-benzooxazol-6-yl]-methanol (1 eq) in dioxane (0.2 M) is treated with MnO₂ (10 eq). The resulting mixture is refluxed for 20 minutes and filtered through celite. After concentration, the residue is redissolved in MeOH (0.2 M) and is added azetidine-3-carboxylic acid (2 eq) and Et₃N (1.8 eq). The resulting mixture is heated at 50°C for 1 hour. After cooling to room temperature, NaBH₃CN (3 eq) is added in portions. The final compound is purified by preparative LCMS. ¹H NMR (400 MHz, CD₃OD) δ 8.49 (s, 1H), 8.38 (d, *J* = 8.4 Hz, 1H), 7.88 (s, 1H),

7.84 (d, $J = 8.4$ Hz, 1H), 7.66 (d, $J = 8.4$ Hz, 1H), 7.52 (d, $J = 8.4$ Hz, 1H), 4.57 (s, 2H), 4.34 (m, 4H), 3.70 (m, 1H), 2.76 (d, $J = 6.8$ Hz, 2H), 2.03 (m, 1H), 0.95 (d, $J = 7.2$ Hz, 6H). MS: (ES^+): 433.2 ($M+1$)⁺.

5

Example 83-{{2-(2-Trifluoromethyl-biphenyl-4-yl)-benzofuran-5-ylmethyl]-amino}-propionic acid

10

To a solution of 4-hydroxy-3-iodobenzaldehyde (1 eq) and 1-chloro-4-ethynyl-2-trifluoromethylbenzene (1 eq) in DMF (0.2 M) is added copper(I) iodide (0.1 eq), dichlorobis(triphenylphosphine)palladium(II) (0.1 eq) and diisopropylethylamine (3 eq). The mixture is irradiated with microwave at 80 °C for 10 minutes. The product, 2-(4-chloro-3-trifluoromethyl-phenyl)-benzofuran-5-carbaldehyde, is purified with column chromatography.

To a solution of 2-(4-chloro-3-trifluoromethyl-phenyl)-benzofuran-5-carbaldehyde (1 eq) in CH₃OH (0.2 M) is added β-alanine *t*-butyl ester (2.5 eq) and triethylamine (2 eq). The mixture is stirred at 50 °C for 30 minutes. Sodium borohydride (5 eq) is then added at room temperature and the mixture is stirred for 10 minutes. The product, 3-{{2-(4-chloro-3-trifluoromethyl-phenyl)-benzofuran-5-ylmethyl]-amino}-propionic acid *tert*-butyl ester, is purified with column chromatography.

To a solution of 3-{{2-(4-chloro-3-trifluoromethyl-phenyl)-benzofuran-5-ylmethyl]-amino}-propionic acid *tert*-butyl ester (1 eq) and phenyl boric acid (1.5 eq) in THF (0.5 M) is added palladium(II) acetate (0.1 eq), 2-(dicyclohexylphosphino)biphenyl (0.2 eq) and potassium fluoride (4.0 eq). The mixture is irradiated with microwave at 120 °C for 45 minutes. The product, 3-{{2-(2-trifluoromethyl-biphenyl-4-yl)-benzofuran-5-ylmethyl]-amino}-propionic acid *tert*-butyl ester, is purified with column chromatography. The ester is hydrolyzed with TFA in CH₂Cl₂ (1:2, v/v) at room temperature. It is purified with preparative LCMS to afford 3-{{2-(2-trifluoromethyl-biphenyl-4-yl)-benzofuran-5-

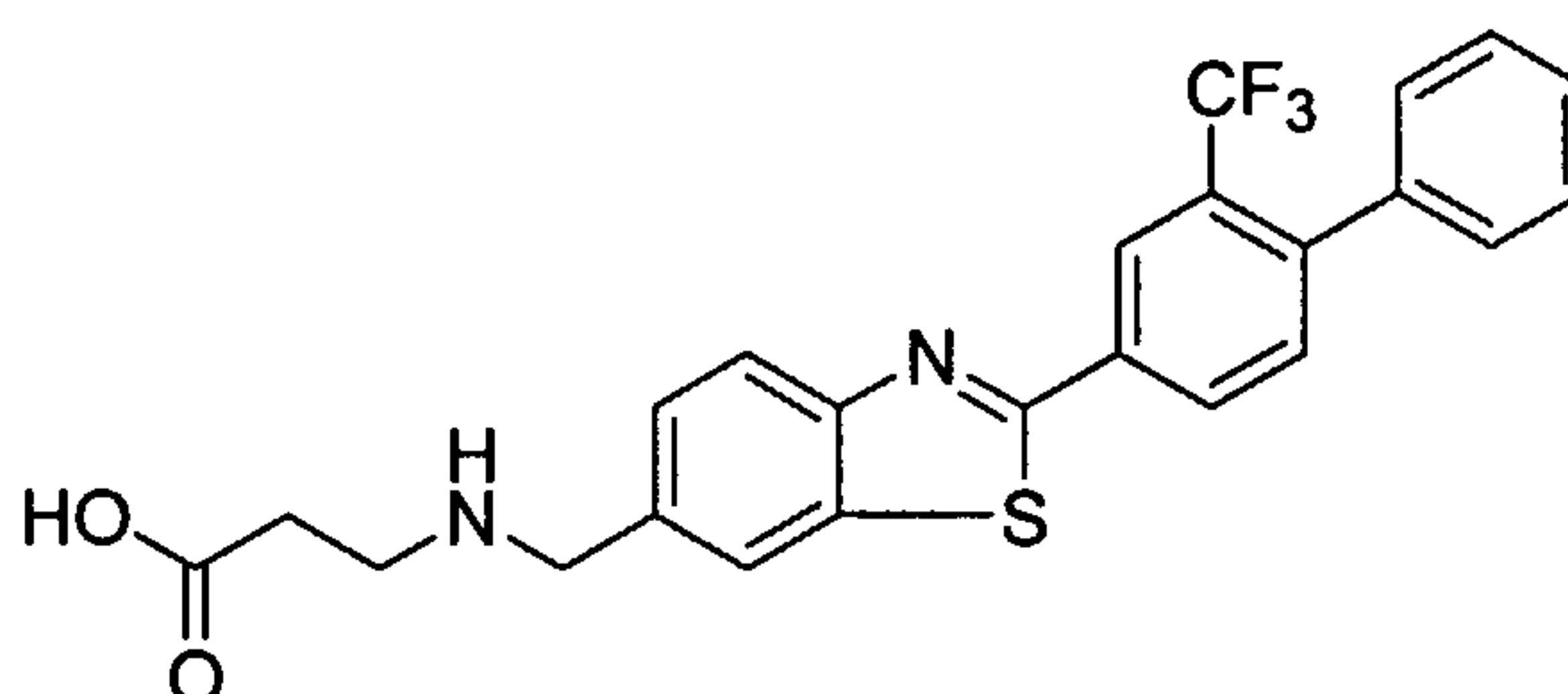
30

ylmethyl]-amino}-propionic acid, which is converted to HCl salt: ^1H NMR (400 MHz, CD_3OD) δ 8.29 (d, 1 H), 8.18 (dd, 1 H), 7.82 (d, 1 H), 7.71 (d, 1 H), 7.55-7.30 (m, 8 H), 4.36 (s, 2 H), 3.32 (t, 2 H), 2.77 (t, 2 H); MS (ES) 440.2 ($\text{M}+\text{H}^+$).

5

Example 9

3-[[2-(2-Trifluoromethyl-biphenyl-4-yl)-benzothiazol-6-ylmethyl]-amino]-propionic acid



10

To a solution of *p*-toluidine (0.44 g, 4.1 mmol) in 10 ml of CH_2Cl_2 (pre-cooled to 0°C) are added Et_3N (1.14 ml, 2 eq.) and 4-chloro-3-trifluoromethyl-benzoyl chloride (1 g, 4.1 mmol) in 5 ml of CH_2Cl_2 . The mixture is slowly warmed to room temperature and continued to stir at room temperature for an hour. The mixture is diluted with 50 ml of CH_2Cl_2 , washed with 1N HCl solution, and brine. The organic layer is separated, dried over MgSO_4 , filtered, and concentrated. The residue is purified by column chromatography (EtOAc/Hexanes, 2:3) to give 1.25 g (97%) of 4-chloro-*N-p*-tolyl-3-trifluoromethyl-benzamide.

15

20

4-chloro-*N-p*-tolyl-3-trifluoromethyl-benzamide (1.0 g, 3.19 mmol), Lawesson's reagent (774 mg, 0.6 eq.) and toluene (2.5 mL) is mixed in a microwave vial. The mixture is heated to 120°C for 1000 seconds using microwave irradiation. The mixture turned into clear solution. Ether (50 ml) is added to dilute the reaction mixture. The solution is then washed with brine, dried over MgSO_4 , filtered and concentrated. The mixture is purified by column chromatography (EtOAc/Hexanes=5/95) to afford 970 mg (92%) of 4-chloro-*N-p*-tolyl-3-trifluoromethyl-thiobenzamide as a yellow solid.

25

To 2M aqueous solution $\text{K}_3\text{Fe}(\text{CN})_6$ (4 mL, 8 mmol) (pre-heated to 90°C) is added dropwise to a suspension of 4-chloro-*N-p*-tolyl-3-trifluoromethyl-thiobenzamide (660 mg, 2 mmol) in 2M NaOH (9 ml) and EtOH (3 ml). The mixture is heated at 90°C overnight. The

mixture is cooled to room temperature and extracted with EtOAc (50 mlx2). The combined organic layers are washed with brine, dried over MgSO₄, filtered and concentrated. The mixture is purified by ISCO system (EtOAc/Hexanes: 20 minutes run 0 to 100% of EtOAc). 2-(4-Chloro-3-trifluoromethyl-phenyl)-6-methylbenzothiazole is isolated (170 mg, 26%), as well as 380 mg of the starting material.

A microwave vial is charged with 2-(4-chloro-3-trifluoromethyl-phenyl)-6-methylbenzothiazole (170 mg, 0.519 mmol), phenylboronic acid (95 mg, 1.5 eq.), KF (90 mg, 3 eq.), Pd(OAc)₂ (6 mg, 5 mol %), (dicyclohexylphosphino)biphenyl (18 mg, 10 mol %) and THF (0.5 mL). The mixture is heated to 120 °C for 30 minutes using microwave irradiation. The mixture is then filtered through celite and washed with EtOAc. The filtrate is concentrated and purified by column chromatography (EtOAc/Hexane, 5/95) to give 120 mg (63%) of 6-methyl-2-(2-trifluoromethyl-biphenyl-4-yl)benzothiazole.

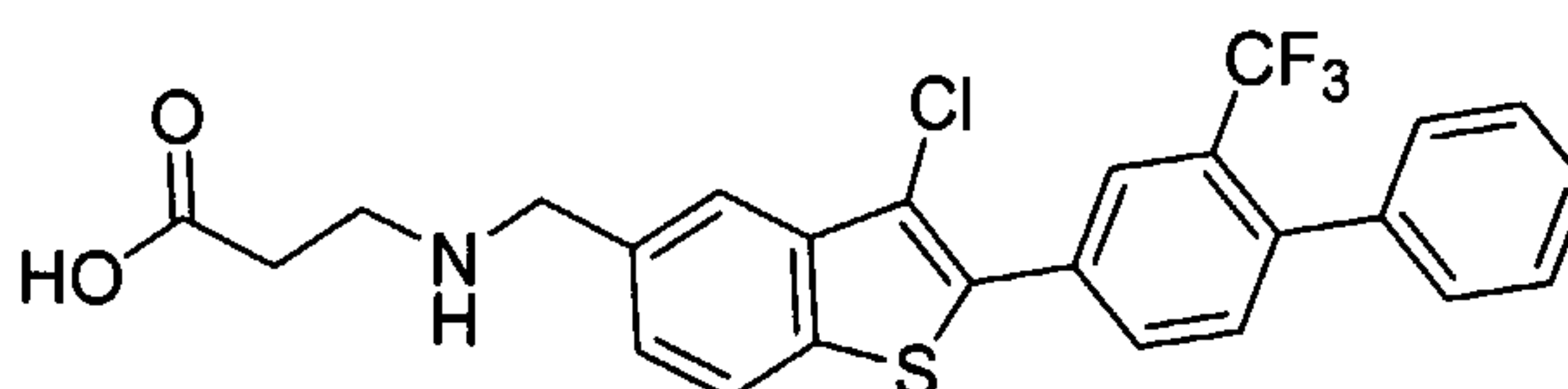
To a solution of 6-methyl-2-(2-trifluoromethyl-biphenyl-4-yl)benzothiazole (120 mg, 0.325 mmol) in CCl₄ (3.5 ml) is added NBS (64 mg, 1.1 eq.). The mixture is heated to reflux for 15 minutes before AIBN (5 mg, 0.1 eq.) is added. The reaction is refluxed overnight, filtered through celite and washed with CCl₄. The filtrate is concentrated and purified by column chromatography (EtOAc/Hexane=9/95). 6-Bromomethyl-2-(2-trifluoromethyl-biphenyl-4-yl) benzothiazole (105 mg, 72%) is isolated.

To a solution of β-alanine *tert*-butyl ester hydrochloride (47 mg, 1.1 eq.) in DMF (2 ml) is added NaH (60% in mineral oil) (28 mg, 3 eq.) at room temperature. The mixture is stirred at room temperature for 15 minutes before a solution of 6-bromomethyl-2-(2-trifluoromethyl-biphenyl-4-yl)benzothiazole (105 mg, 0.234 mmol) in DMF (1 ml) is added. The mixture is stirred at room temperature overnight, diluted with EtOAc, washed with 10% Na₂S₂O₃, brine, dried over MgSO₄, filtered and concentrated. Column chromatography (CH₂Cl₂/CH₃OH, 95/5) gave 31 mg (26%) of 3-[[2-(2-trifluoromethyl-biphenyl-4-yl)-benzothiazol-6-ylmethyl]-amino}-propionic acid *tert*-butyl ester.

3-[[2-(2-Trifluoromethyl-biphenyl-4-yl)-benzothiazol-6-ylmethyl]-amino}-propionic acid *tert*-butyl ester (31 mg, 0.0605 mmol) is dissolved in TFA/CH₂Cl₂ (1/1) (1 mL). The solution is stirred at room temperature for an hour. The mixture is concentrated and purified by reversed phase preparative LC/MS to give 10 mg of 3-[[2-(2-trifluoromethyl-biphenyl-4-yl)-benzothiazol-6-ylmethyl]-amino}-propionic acid: ¹H NMR

(CD₃OD, 400 MHz) δ 8.54 (s, 1 H), 8.35 (d, 1 H), 8.22 (s, 1 H), 8.18 (d, 2 H), 7.68 (d, 1 H), 7.45 (m, 3 H), 7.37 (m, 2 H), 4.44 (s, 2 H), 3.36 (m, 2 H), 2.80 (m, 2 H); MS (ES⁺) 457.0 (M+H⁺).

5

Example 10**3-{[3-Chloro-2-(2-trifluoromethyl-biphenyl-4-yl)-benzo[b]thiophen-5-ylmethyl]-amino}-propionic acid**

10

To a solution of 5-methyl-2-(2-trifluoromethyl-biphenyl-4-yl)-benzo[b]thiophene (184 mg, 0.5 mmol) in CHCl₃ (2.5 mL) is added SO₂Cl₂ (44 μ L, 1.1 eq.). The mixture is heated to reflux overnight (about 14 hours). All the solvent is removed under reduced pressure. The residue is extracted with CH₂Cl₂ (50 mL), washed with saturated aqueous NaHCO₃, brine, dried over MgSO₄, filtered, and concentrated to give an oil. The mixture is purified by column chromatography (EtOAc/Hexane, gradient) to give 112 mg of 3-chloro-5-methyl-2-(2-trifluoromethyl-biphenyl-4-yl)-benzo[b]thiophene in 56% yield.

15

20

To a solution of 3-chloro-5-methyl-2-(2-trifluoromethyl-biphenyl-4-yl)-benzo[b]thiophene (110 mg, 0.273 mmol) in CCl₄ (3 mL) is added NBS (49 mg, 1 eq.). The mixture is heated at reflux for 15 minutes before AIBN (4.5 mg, 0.1 eq.) is added. The reaction is further heated at reflux overnight. The mixture is filtered through Celite and washed with CCl₄. The filtrate is concentrated and purified by column chromatography (EtOAc/Hexane, gradient) to give 50 mg of 5-bromomethyl-3-chloro-2-(2-trifluoromethyl-biphenyl-4-yl)-benzo[b]thiophene in 38% yield.

25

To a solution of 5-bromomethyl-3-chloro-2-(2-trifluoromethyl-biphenyl-4-yl)-benzo[b]thiophene (50 mg, 0.104 mmol) in DMF (1 mL) are added β -alanine *tert*-butyl ester hydrochloride (19 mg, 1 eq.) and K₂CO₃ (68 mg, 5 eq.). The mixture is stirred at 50 °C overnight. The mixture is diluted with EtOAc (40 mL), washed with 10% aqueous Na₂S₂O₃, brine, dried over MgSO₄, filtered, and concentrated. The mixture is purified by column

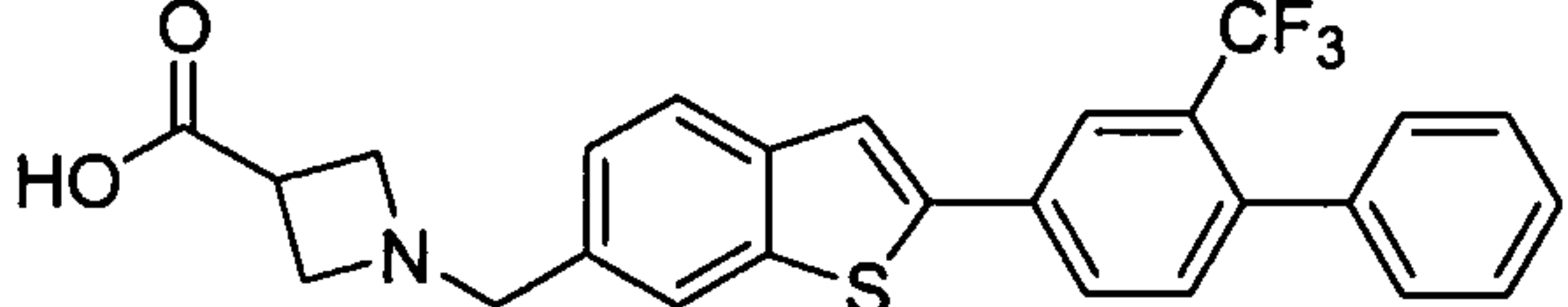
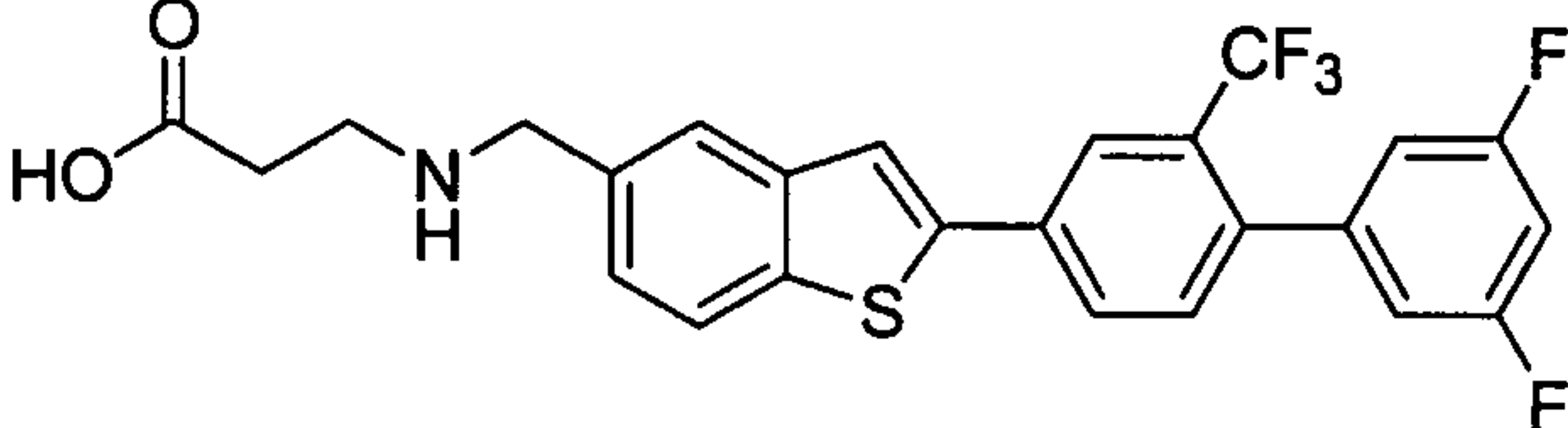
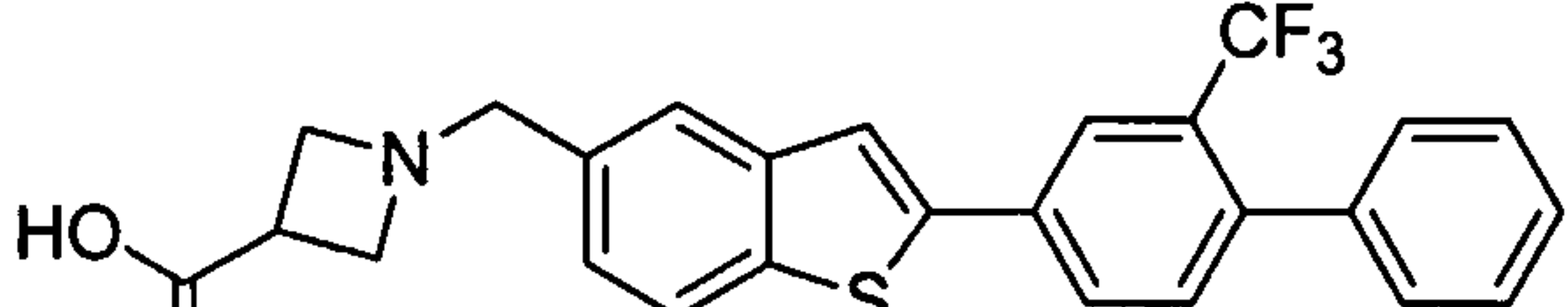
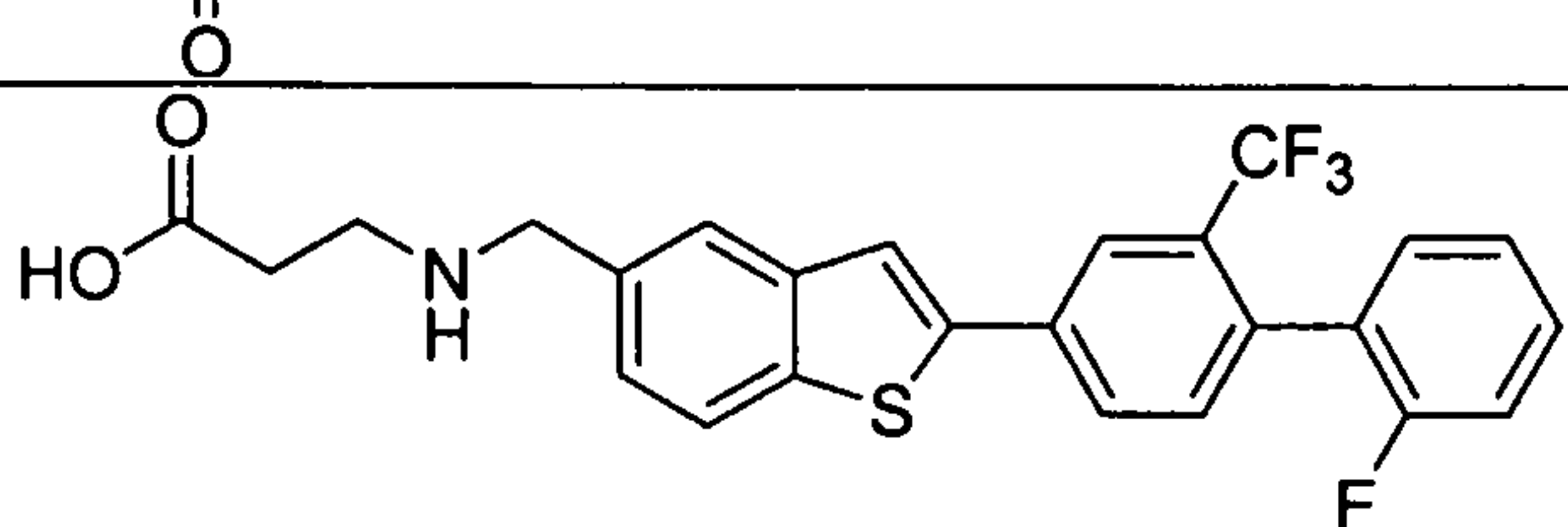
chromatography (EtOAc/Hexane, gradient) to give 43 mg of 3-{{3-chloro-2-(2-trifluoromethyl-biphenyl-4-yl)-benzo[*b*]thiophen-5-ylmethyl}-amino}-propionic acid *tert*-butyl ester in 76% yield.

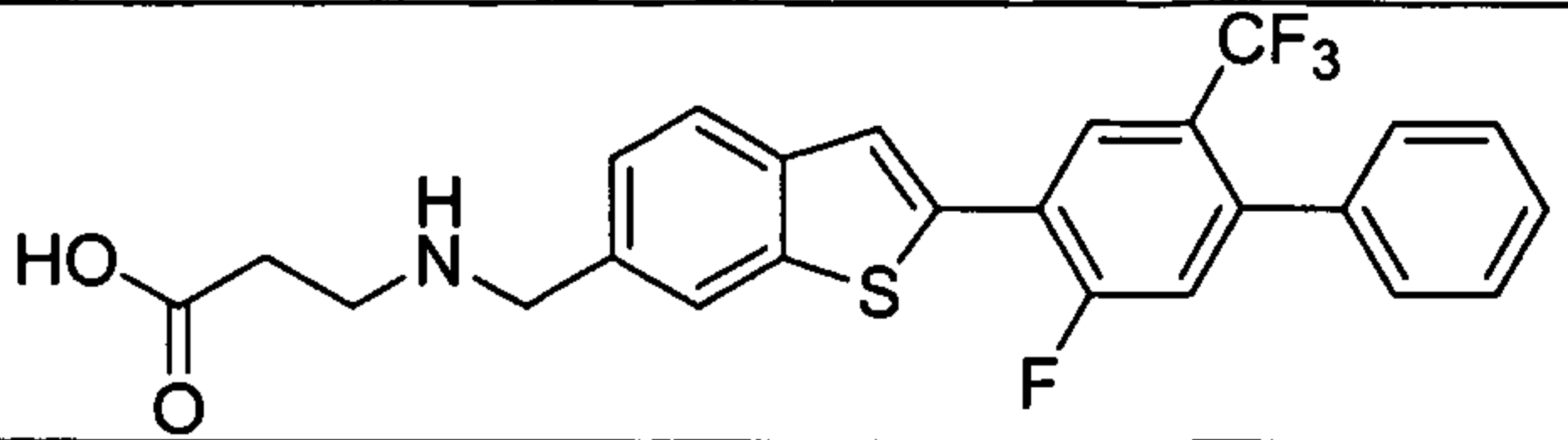
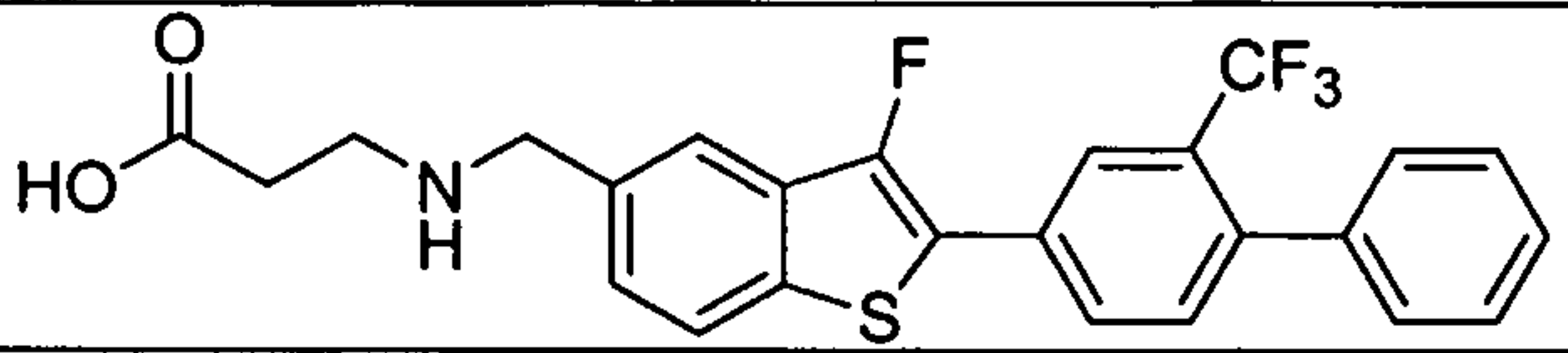
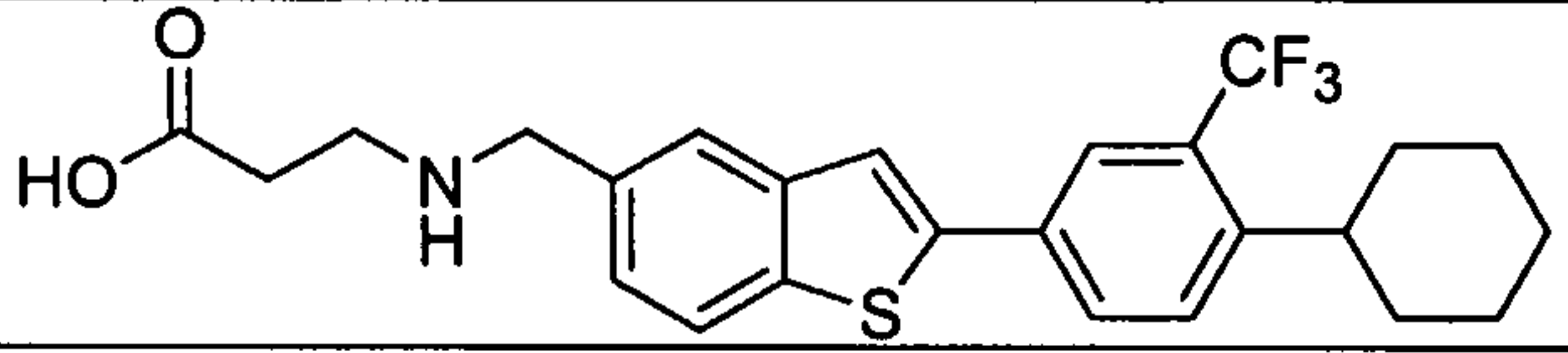
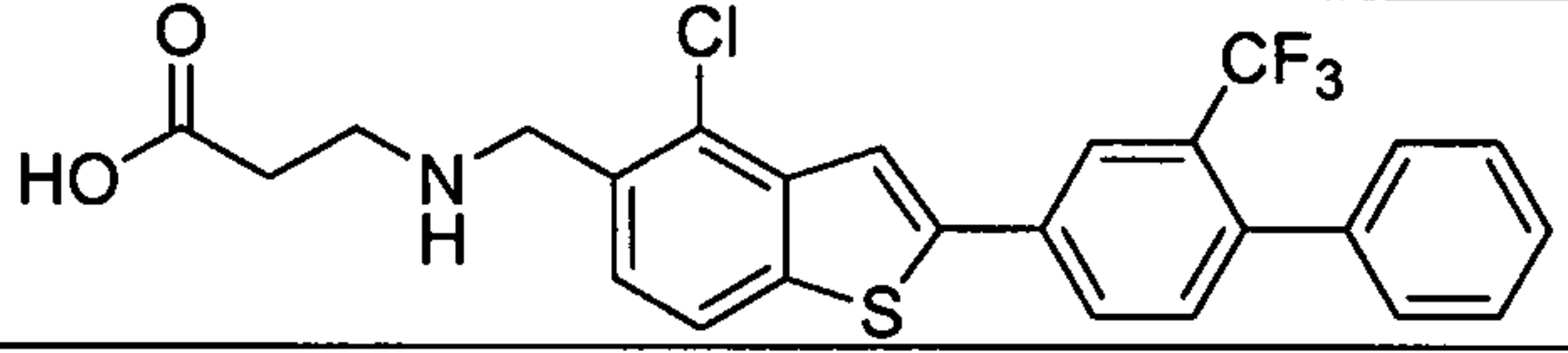
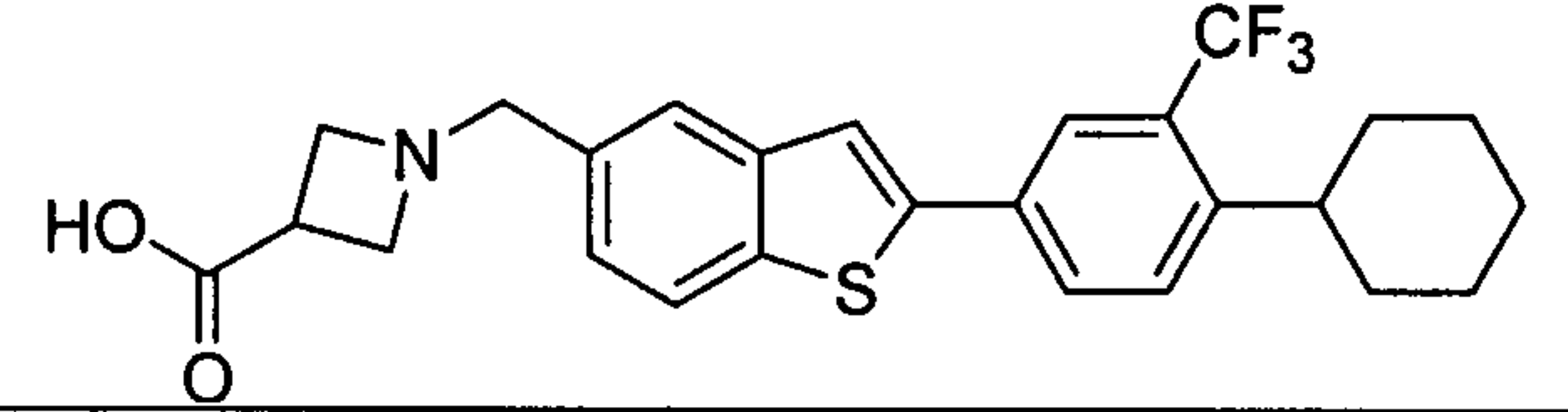
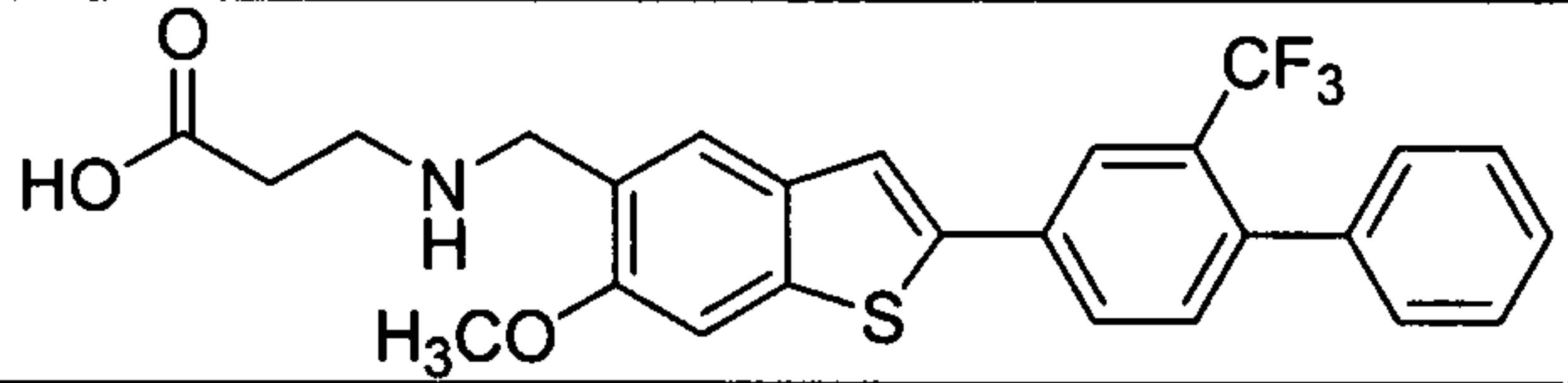
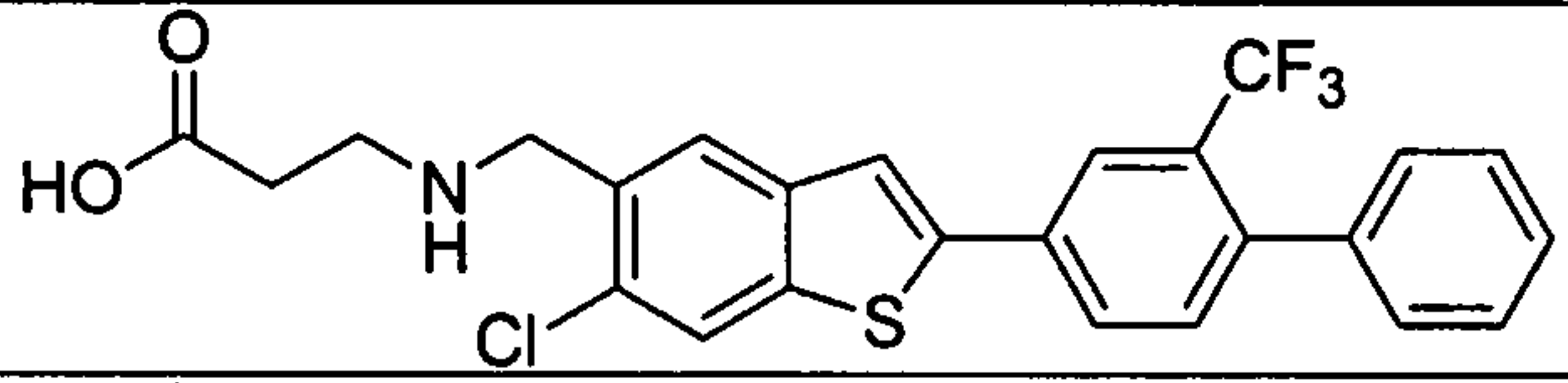
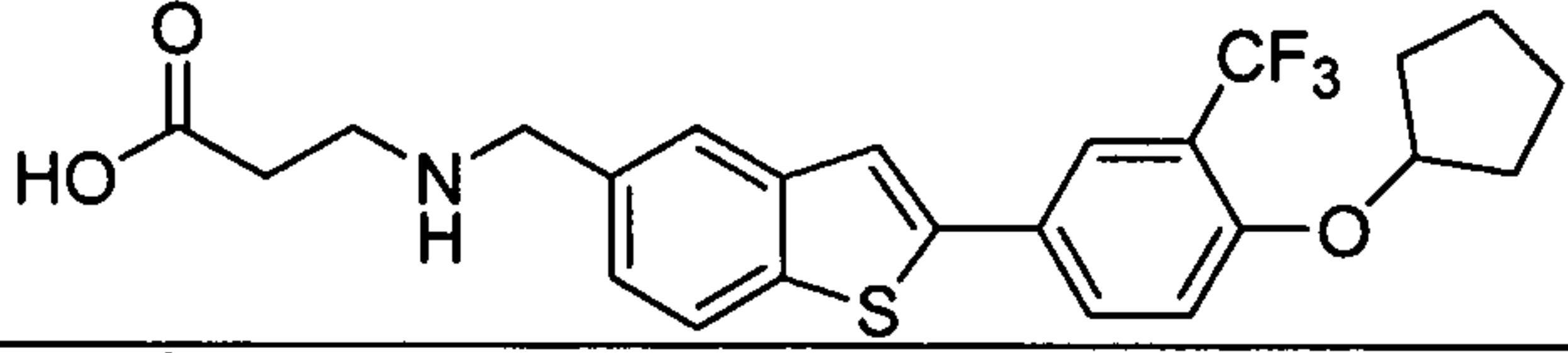
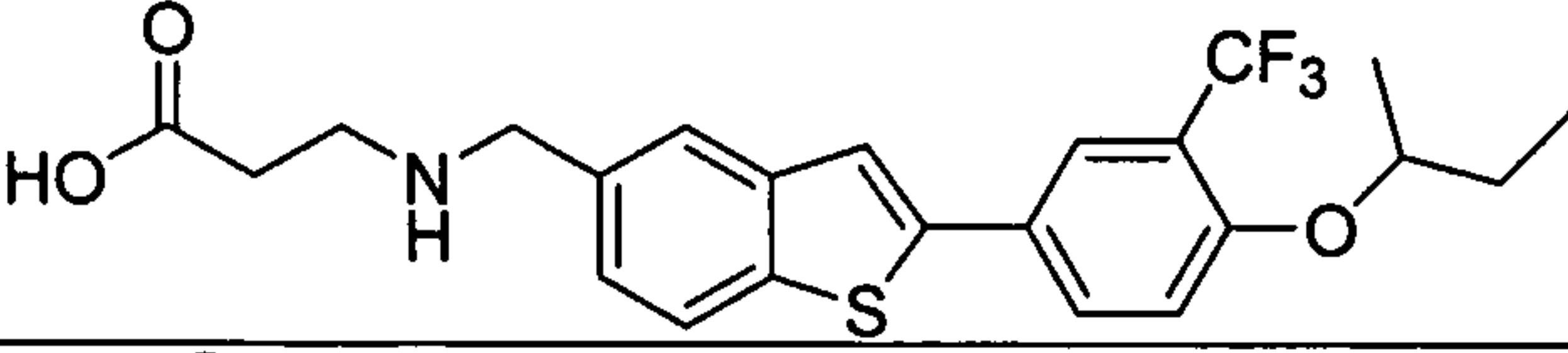
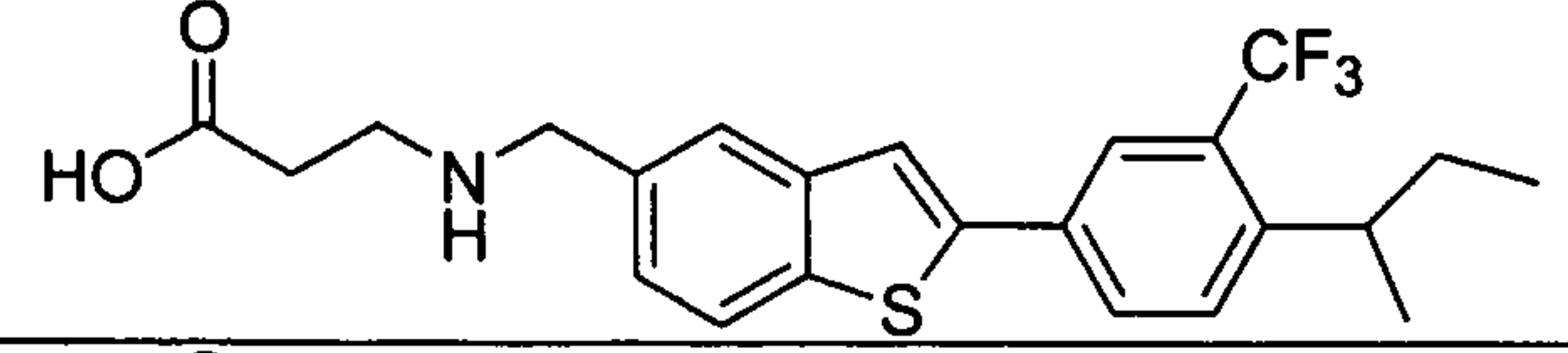
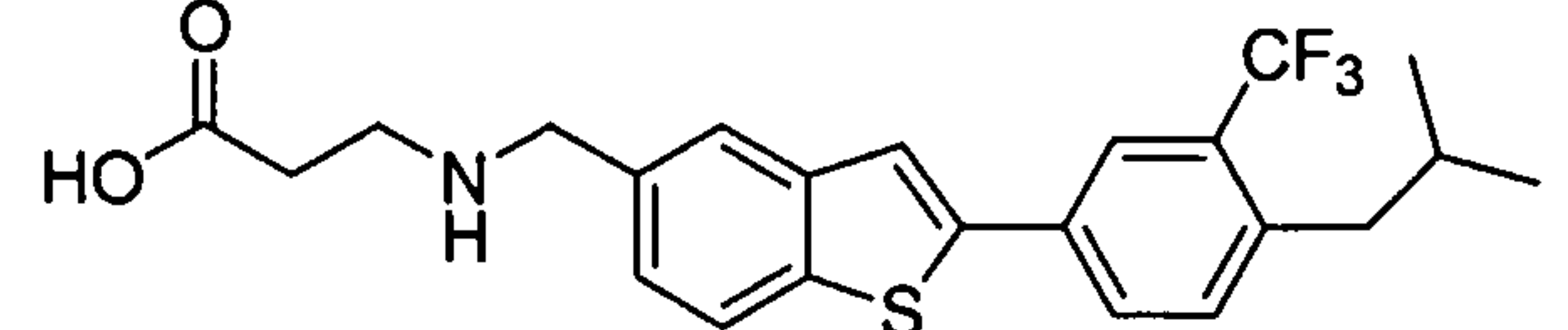
3-{{3-Chloro-2-(2-trifluoromethyl-biphenyl-4-yl)-benzo[*b*]thiophen-5-ylmethyl}-amino}-propionic acid *tert*-butyl ester (43 mg, 0.079 mmol) is dissolved in TFA/CH₂Cl₂ (1/1) (1 mL). The solution is stirred at room temperature for an hour. The mixture is concentrated and purified by reversed phase preparative LC/MS to give 23 mg of 3-{{3-chloro-2-(2-trifluoromethyl-biphenyl-4-yl)-benzo[*b*]thiophen-5-ylmethyl}-amino}-propionic acid: ¹H NMR (CD₃OD, 400 MHz) δ 8.10 (s, 1 H), 7.96-8.02 (m, 3 H), 7.54 (d, 1 H), 7.46 (d, 1 H), 7.35-7.37 (m, 3 H), 7.28-7.29 (m, 2 H), 4.37 (s, 2 H), 3.26(m, 2 H), 2.71 (m, 2 H), MS (ES⁺) 490.3 (M+H⁺).

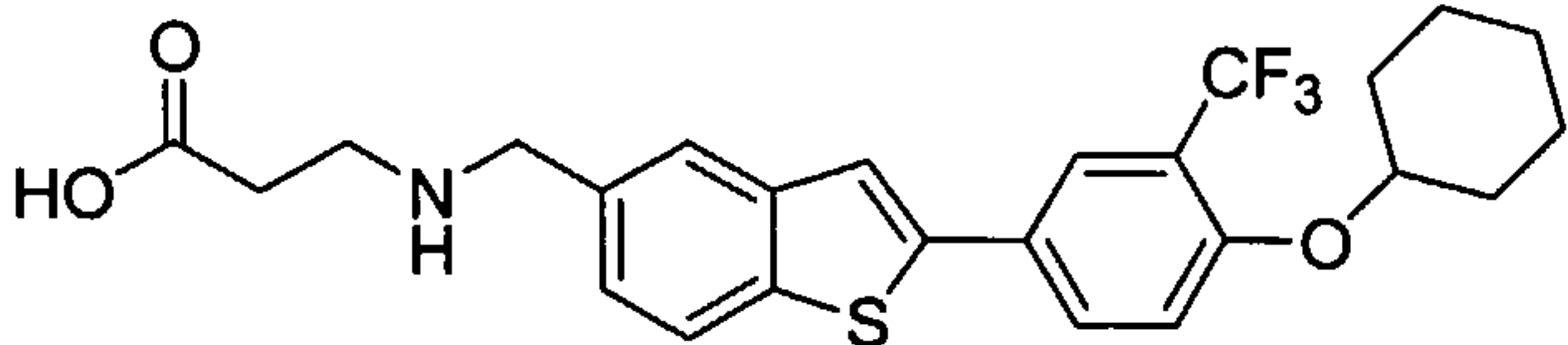
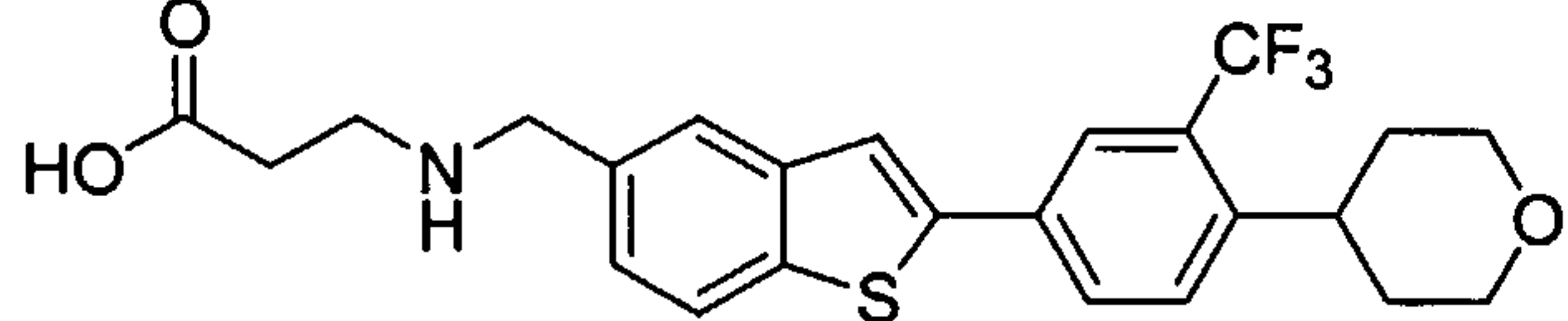
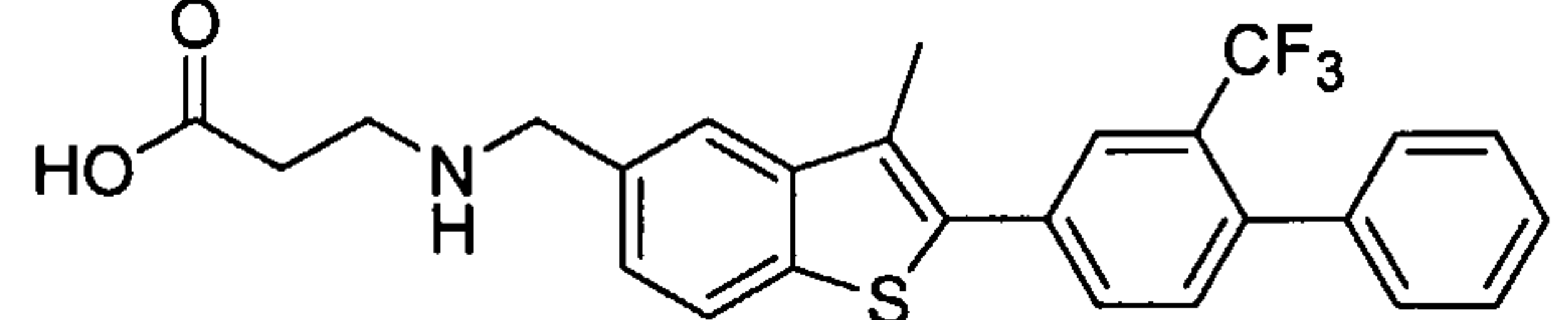
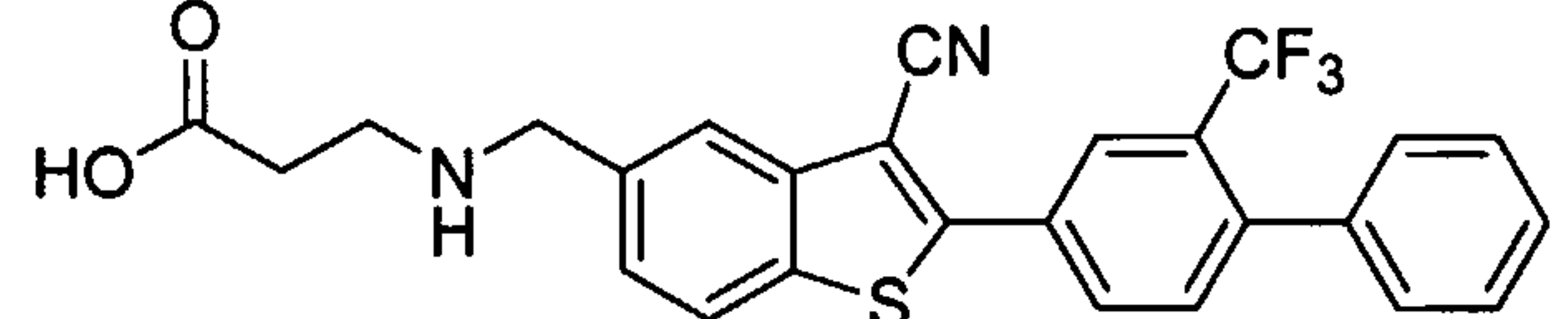
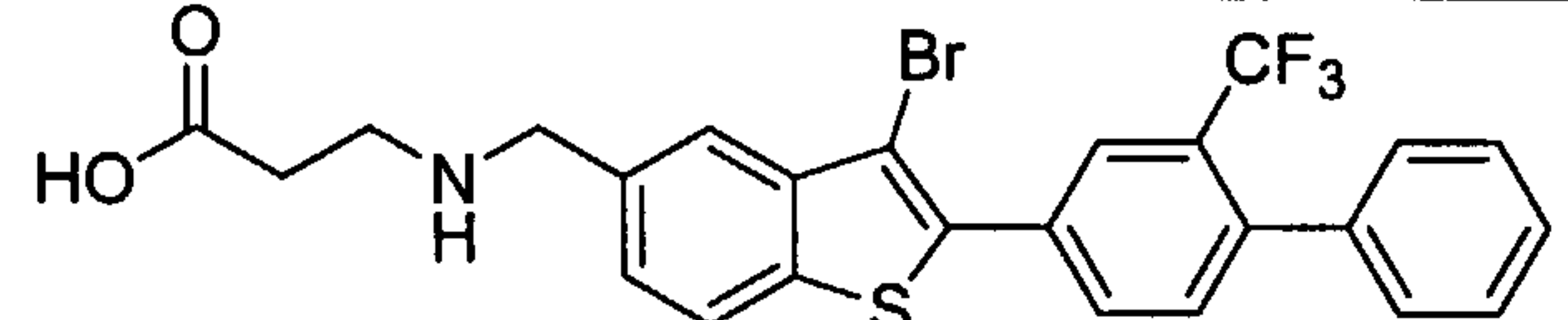
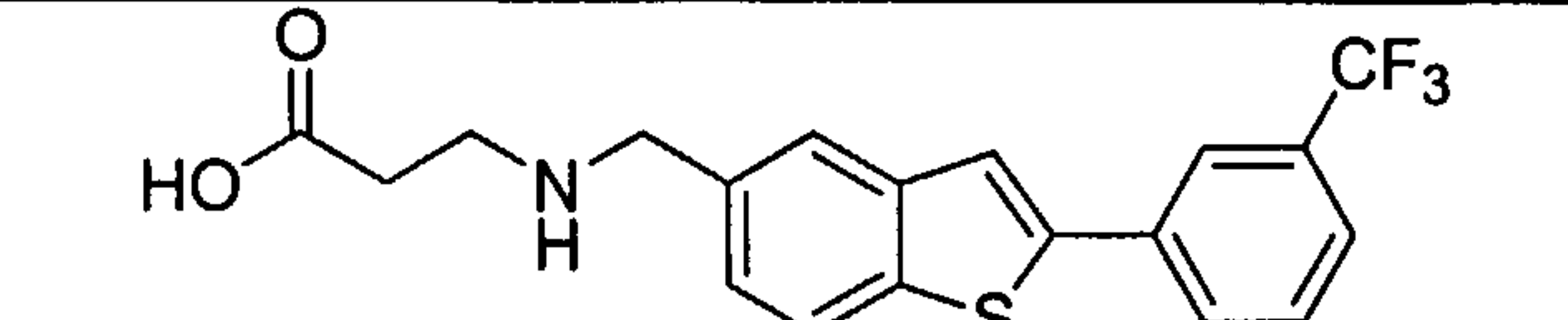
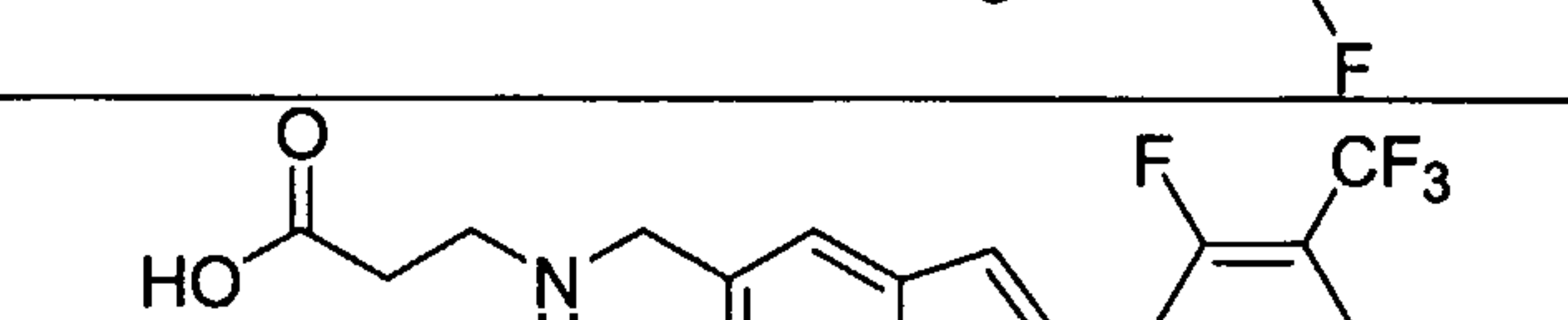
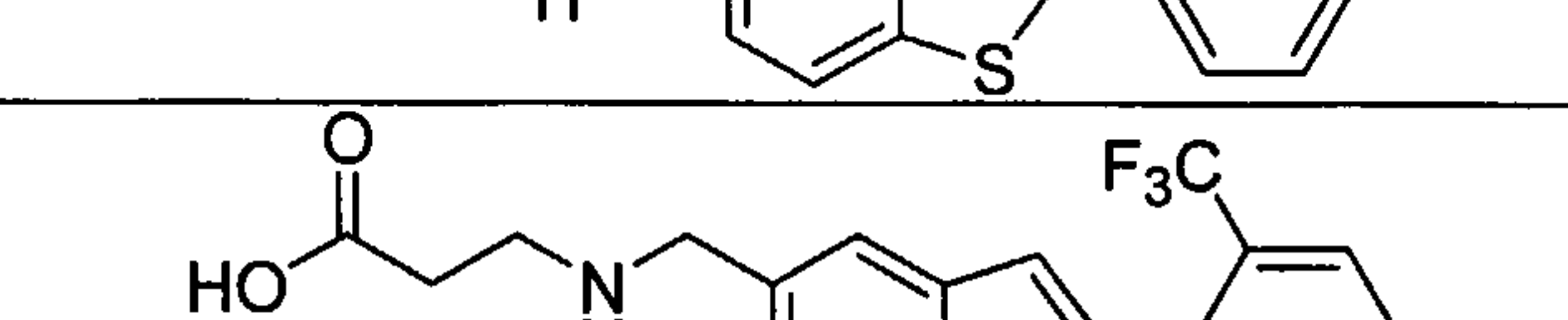
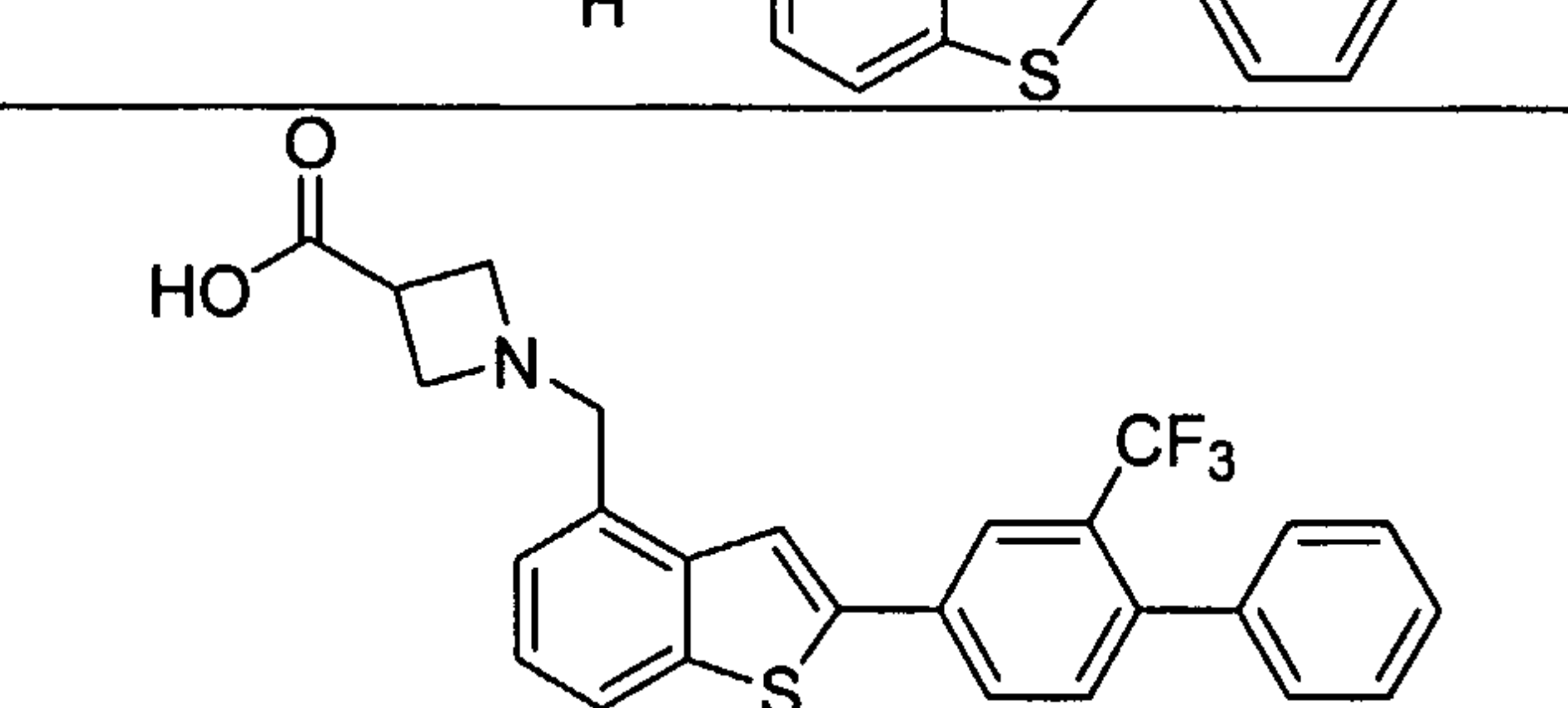
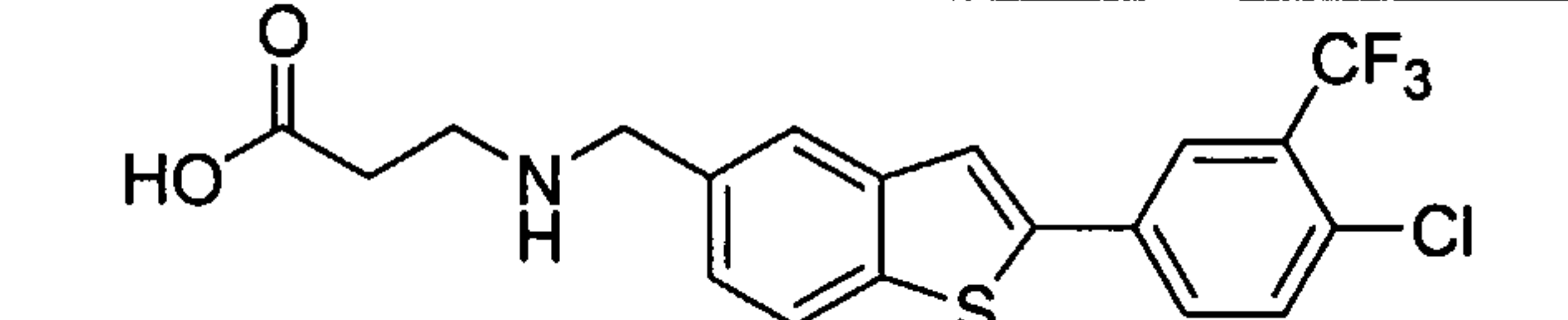
By repeating the procedure described in the above examples, using appropriate starting materials, the following compounds of Formula I are obtained as identified in Table

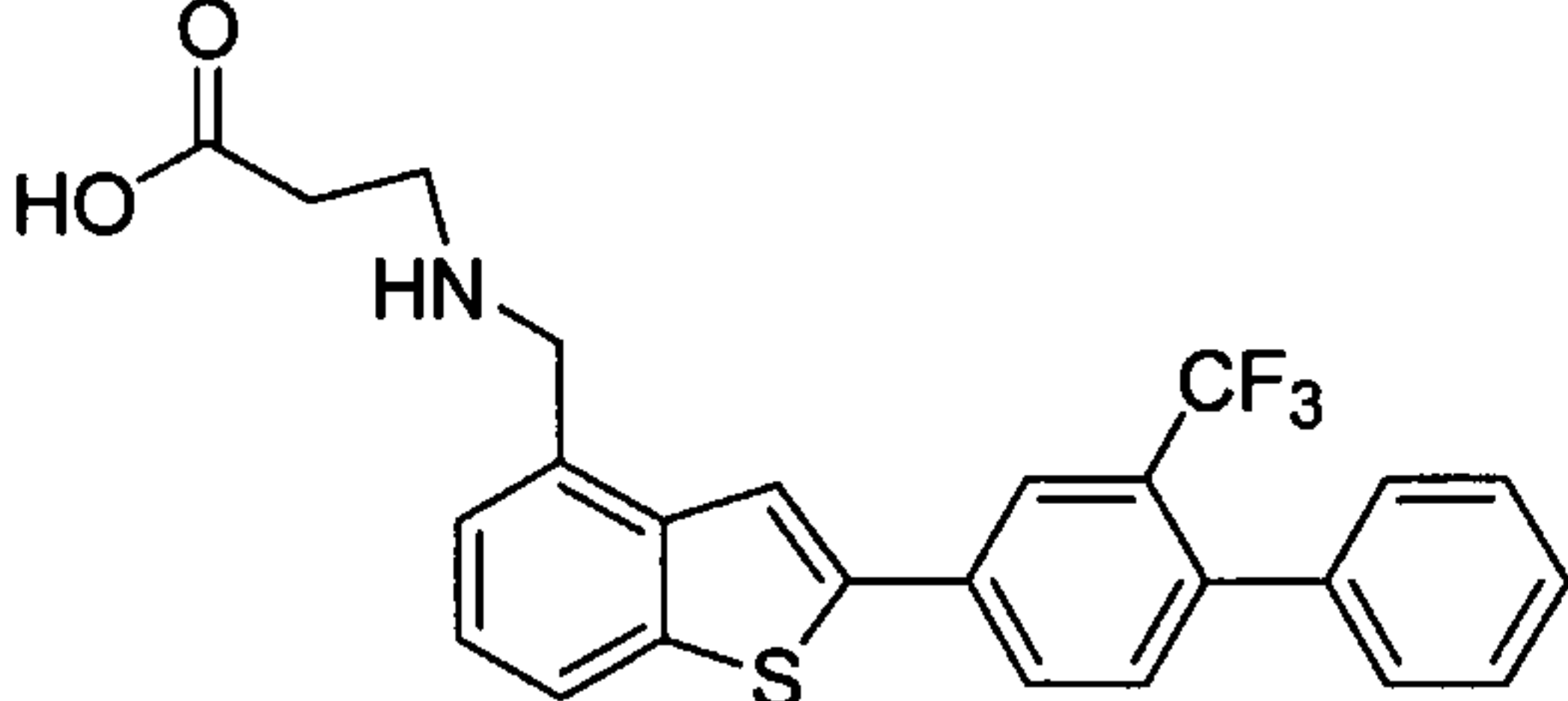
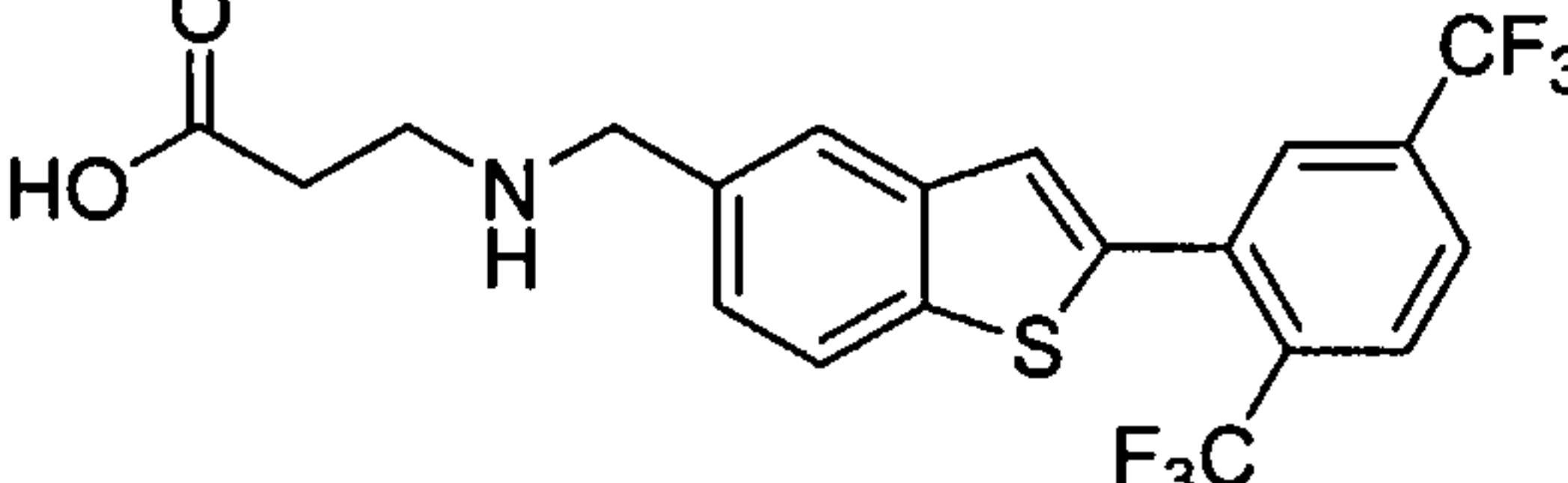
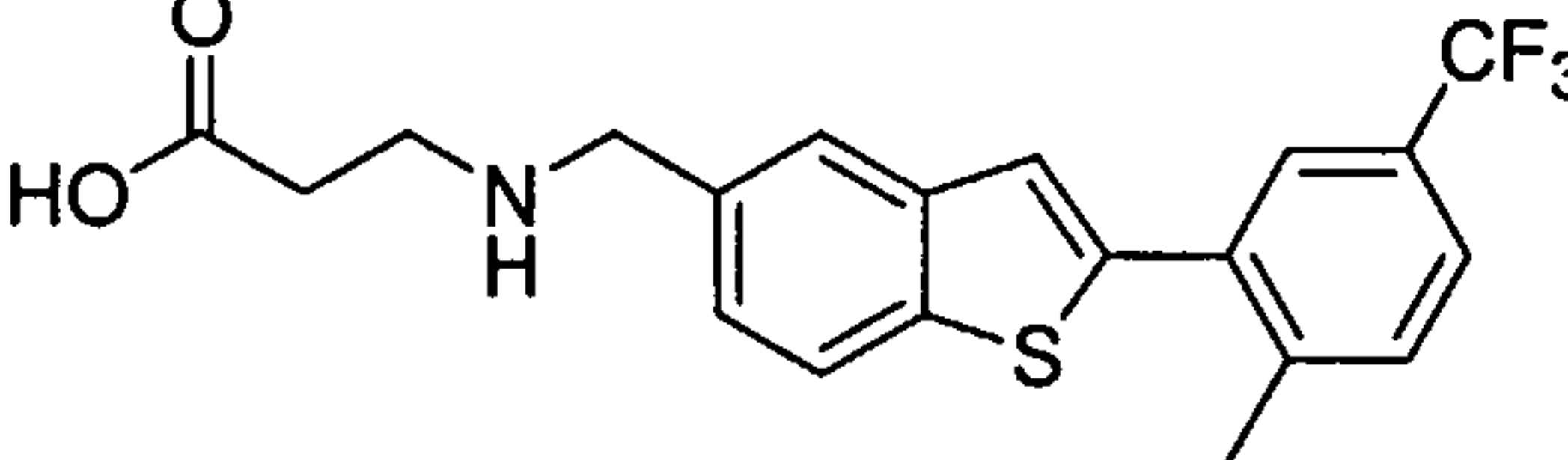
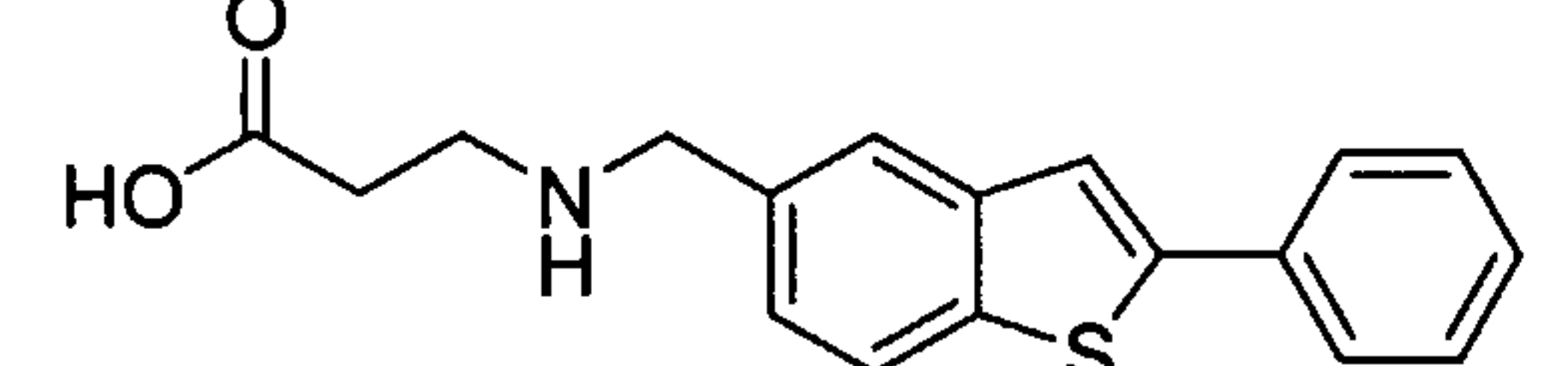
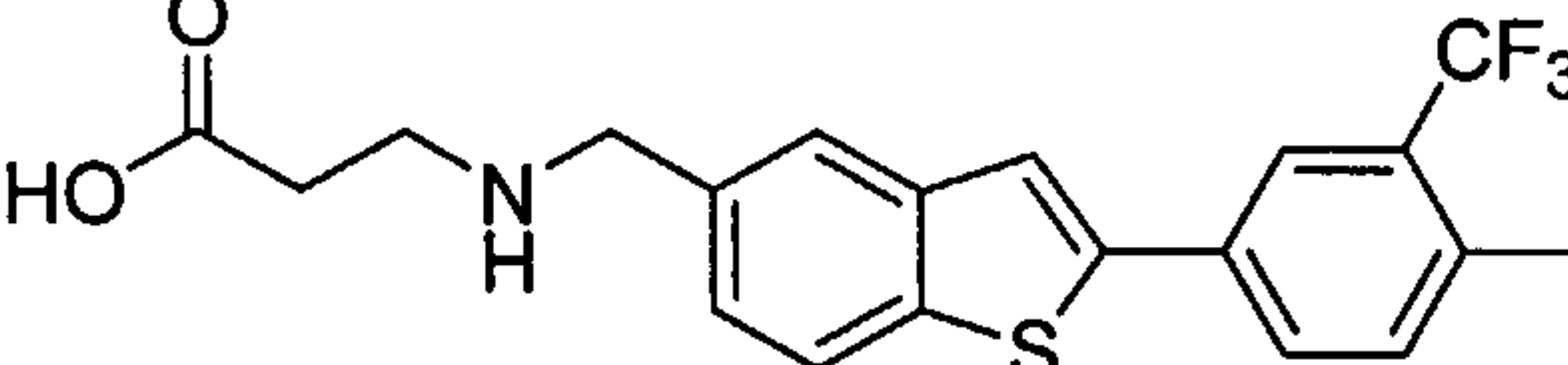
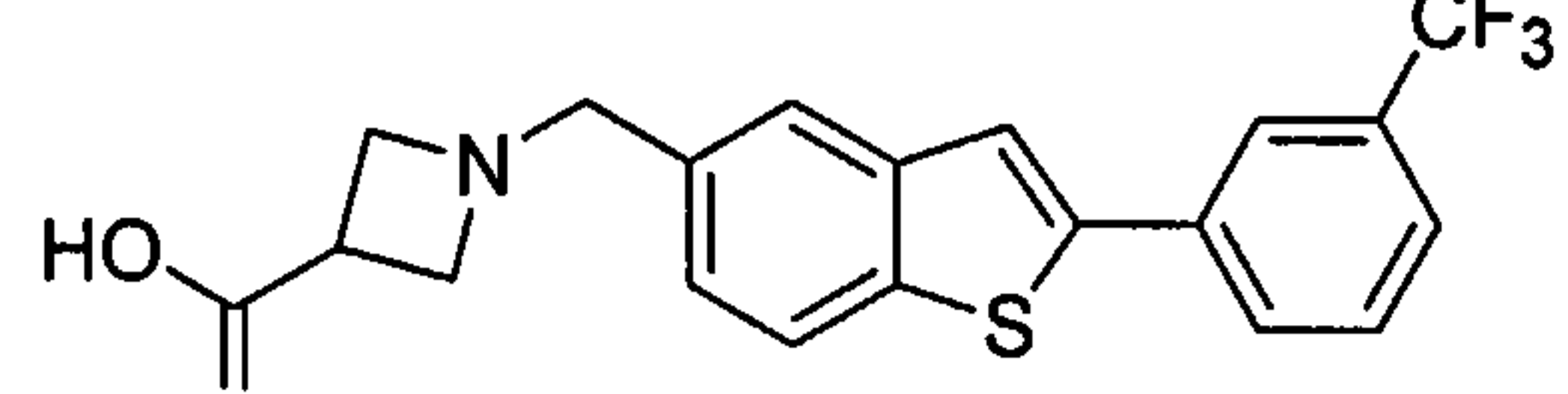
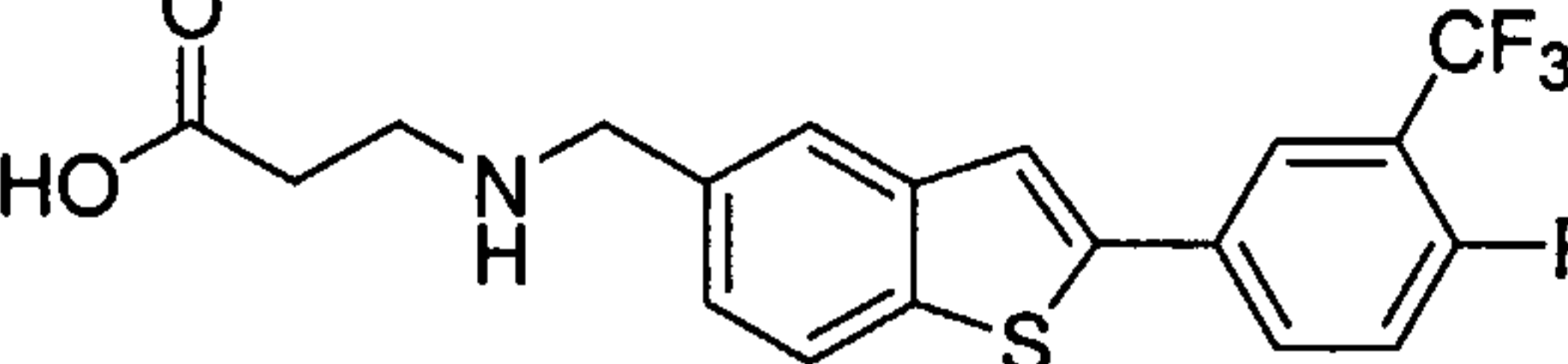
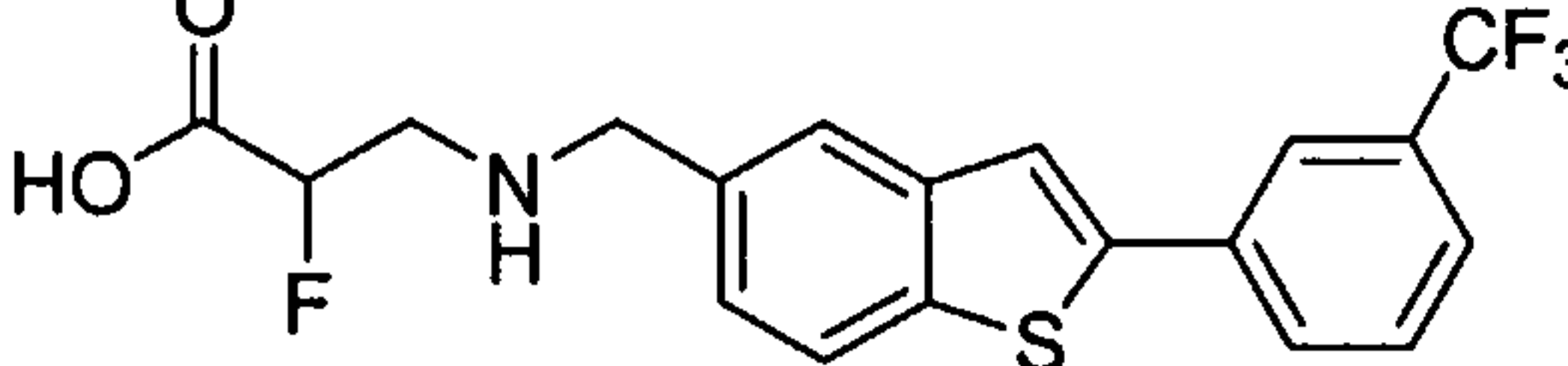
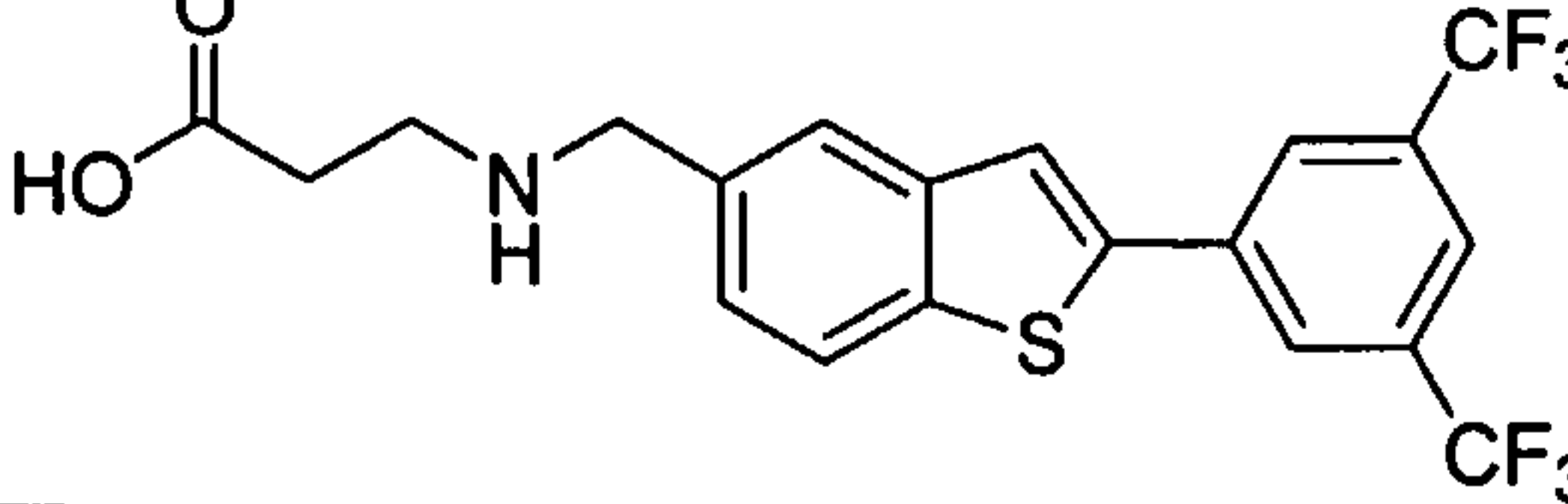
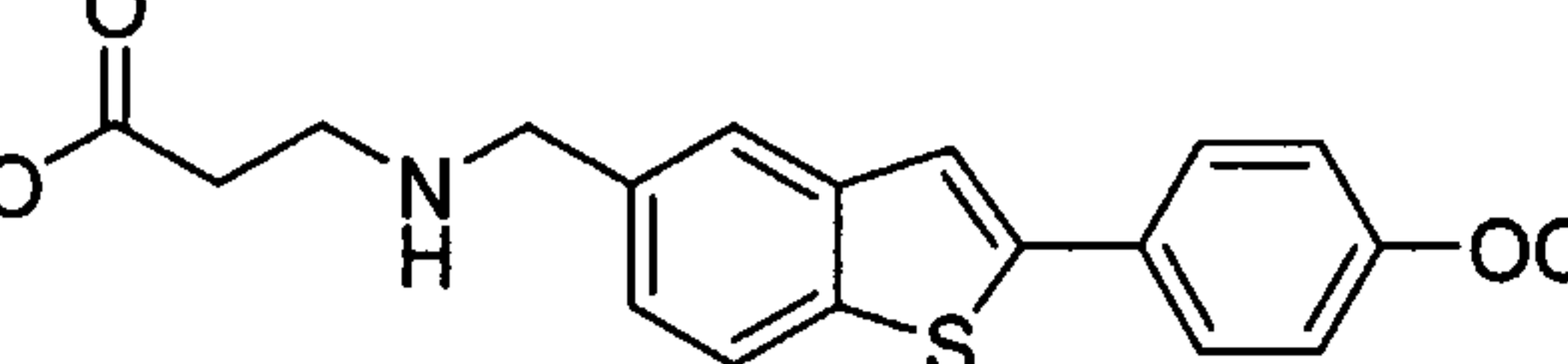
15 1.

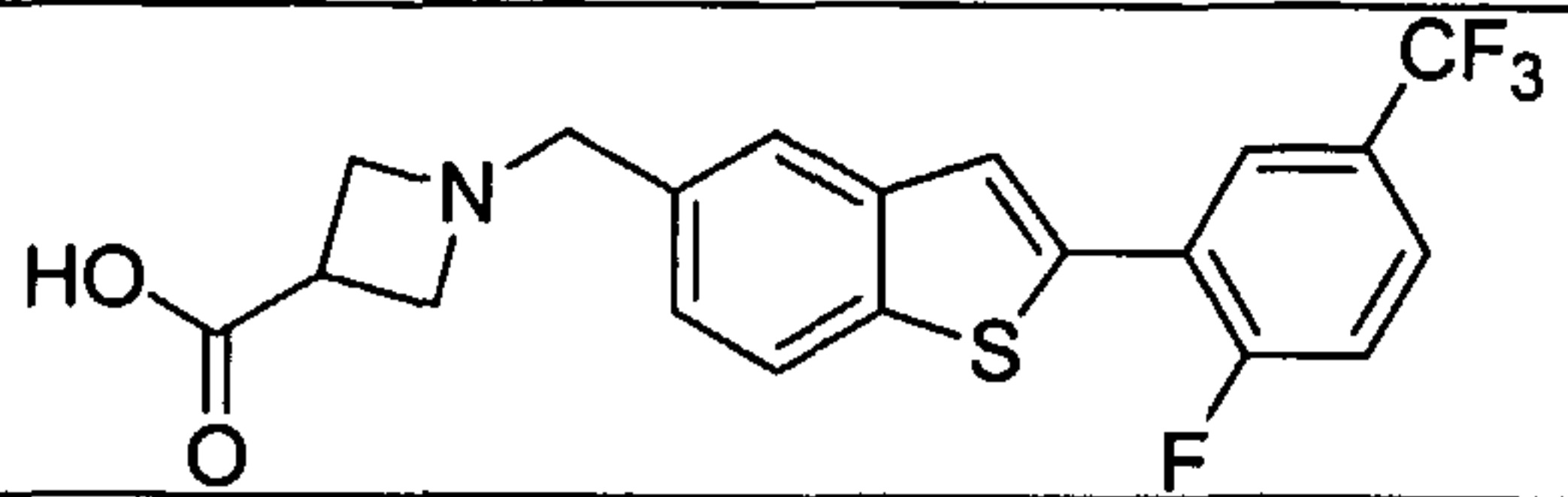
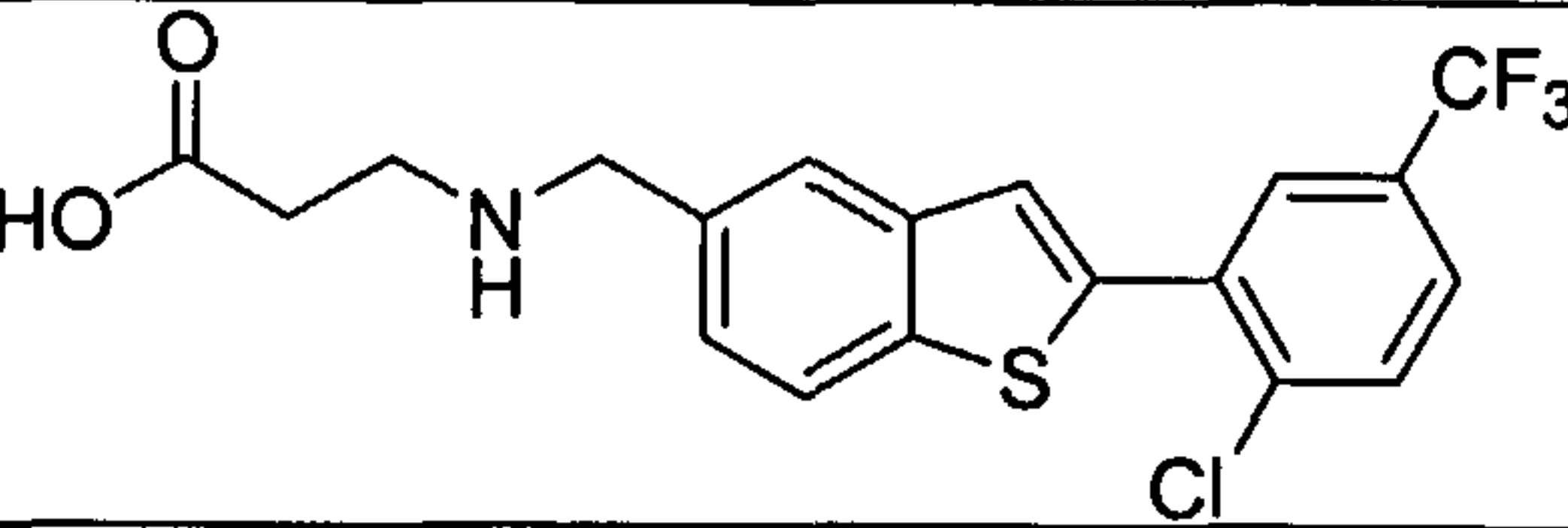
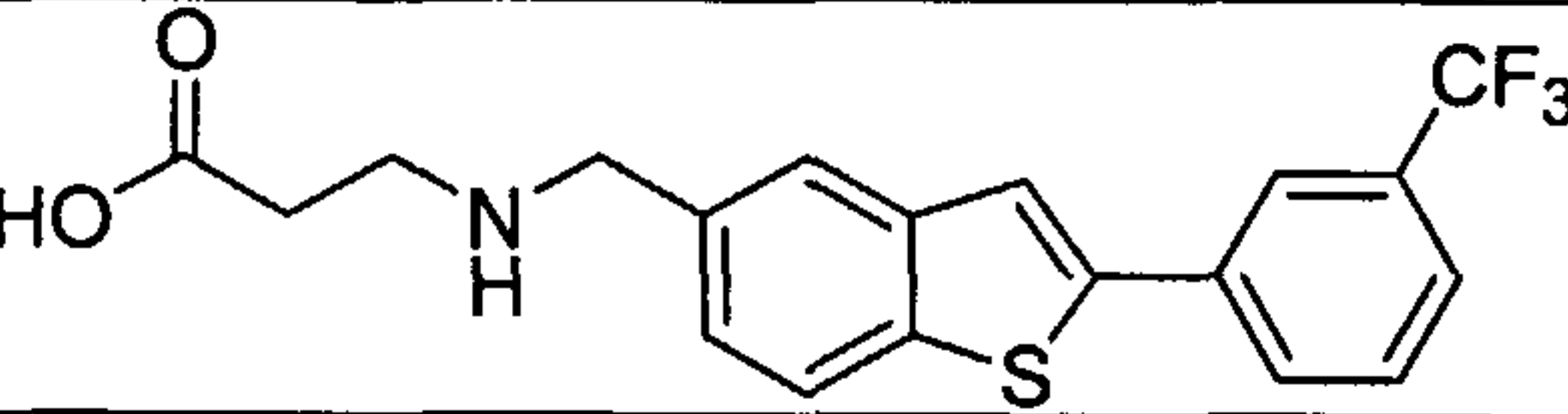
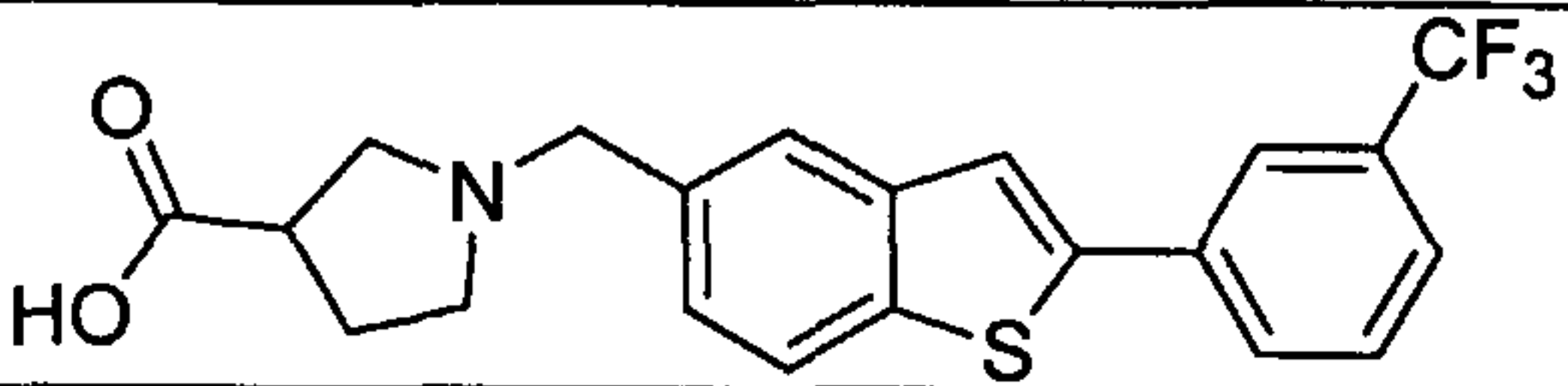
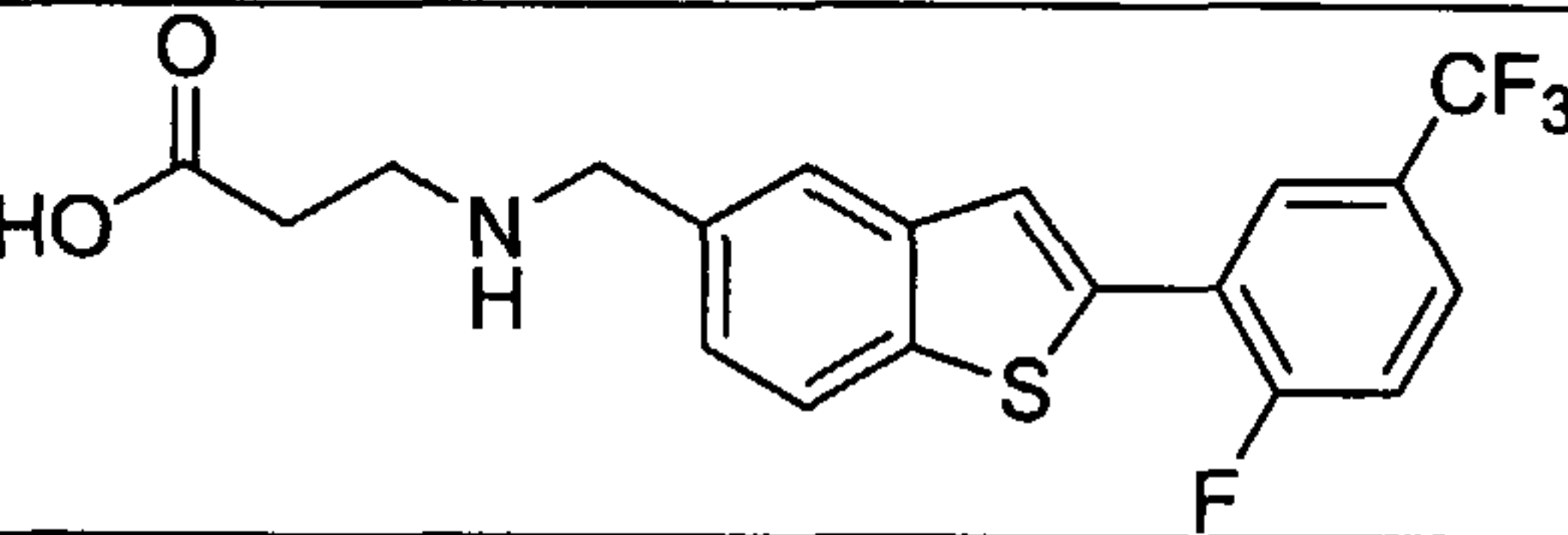
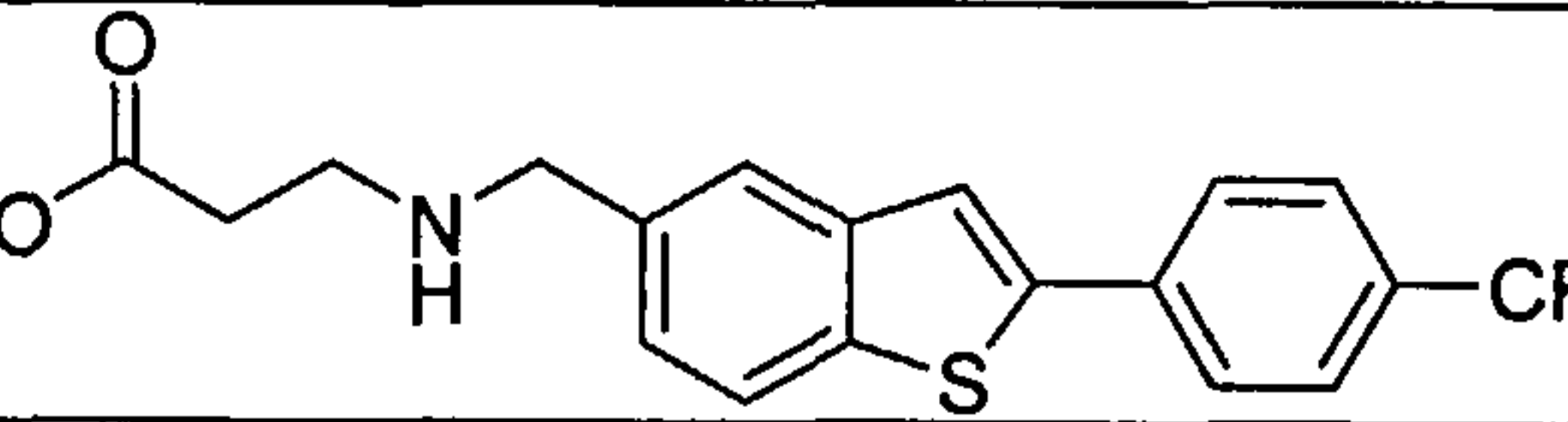
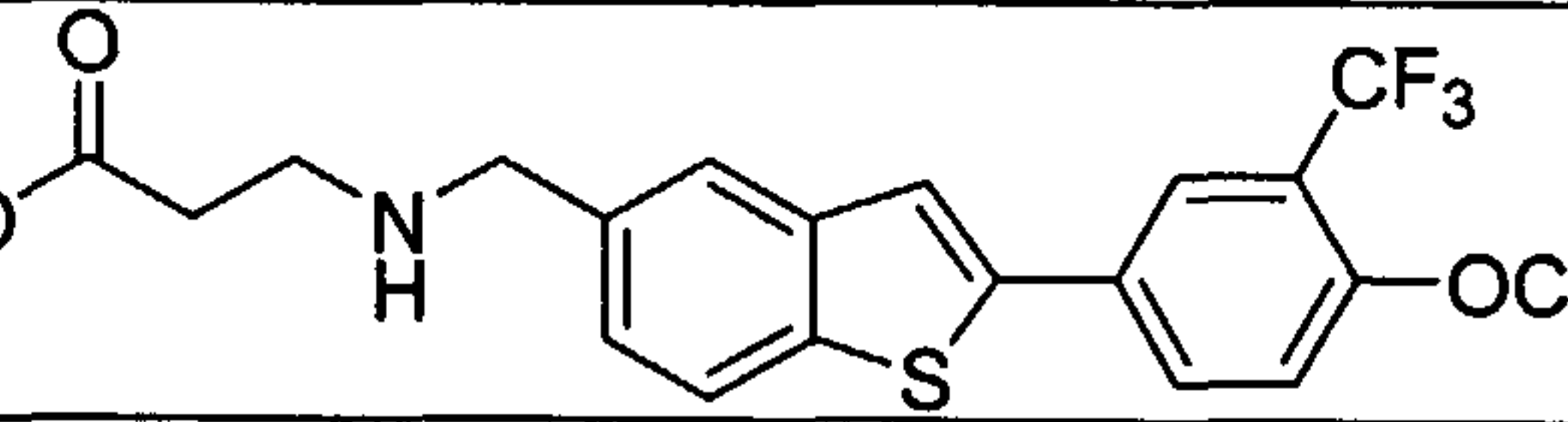
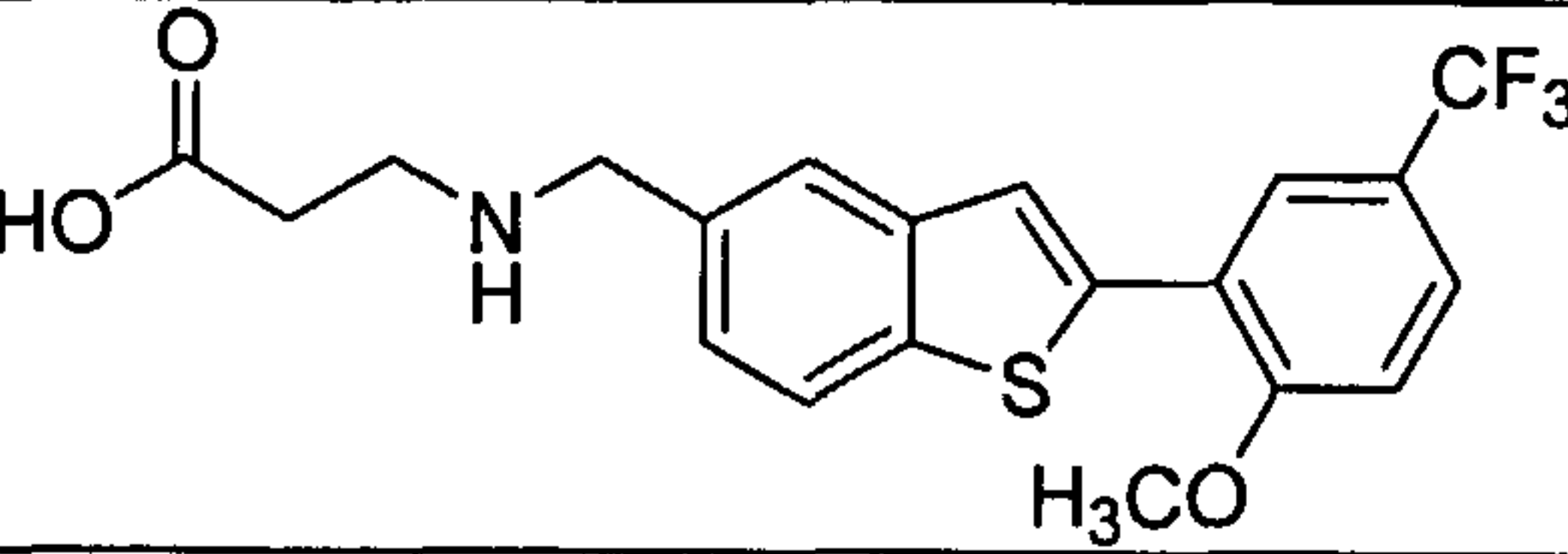
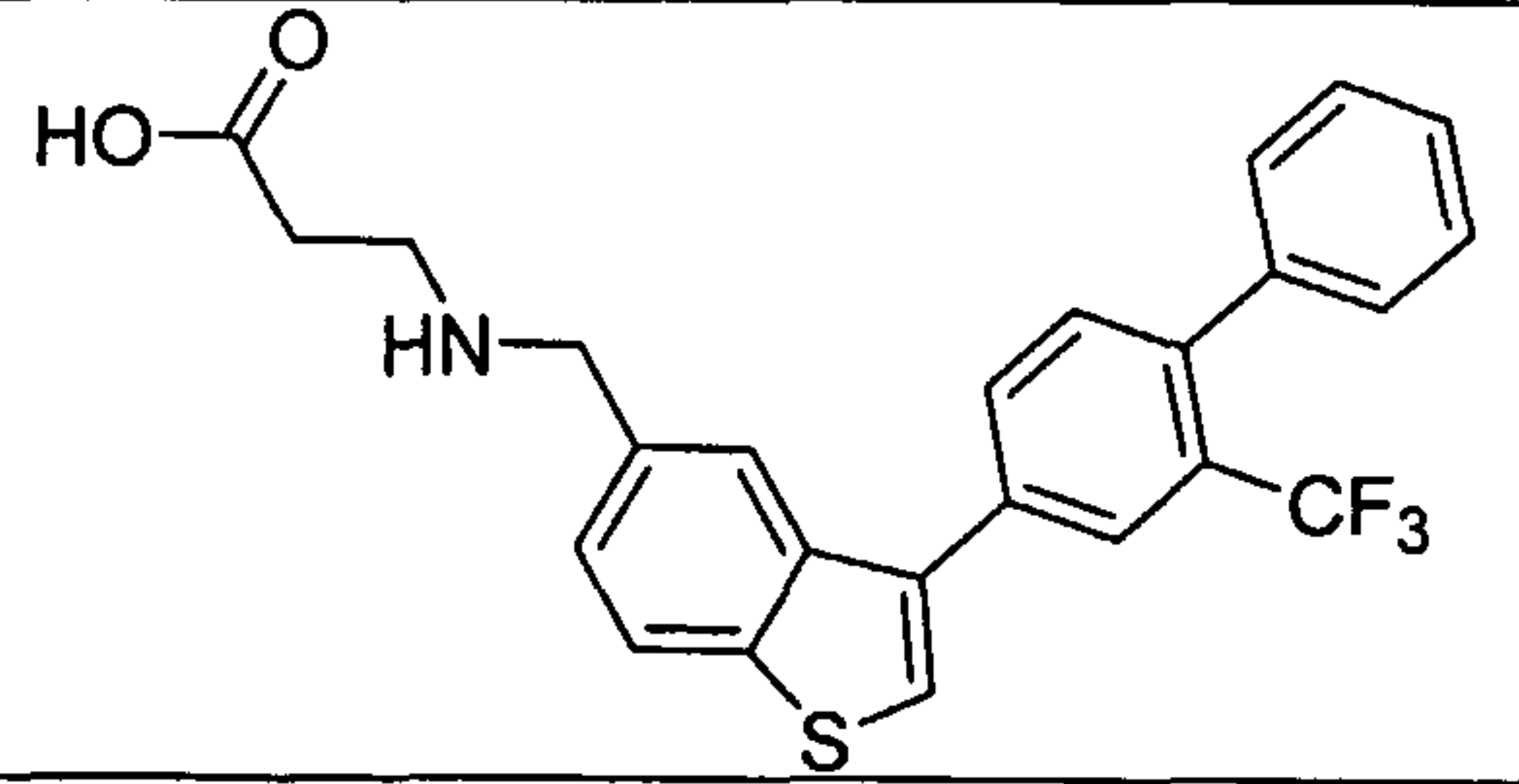
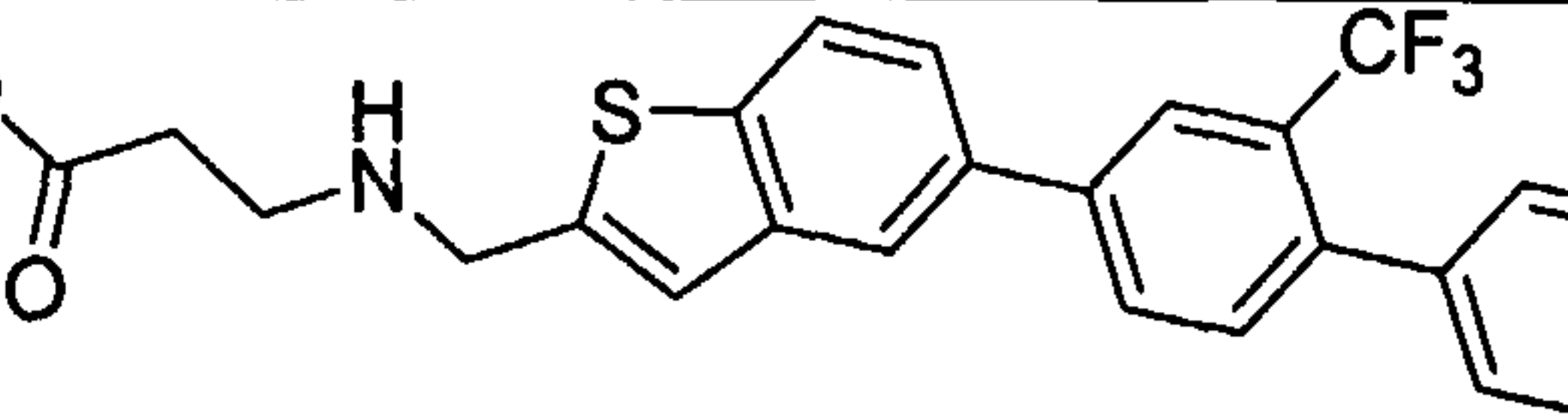
TABLE 1

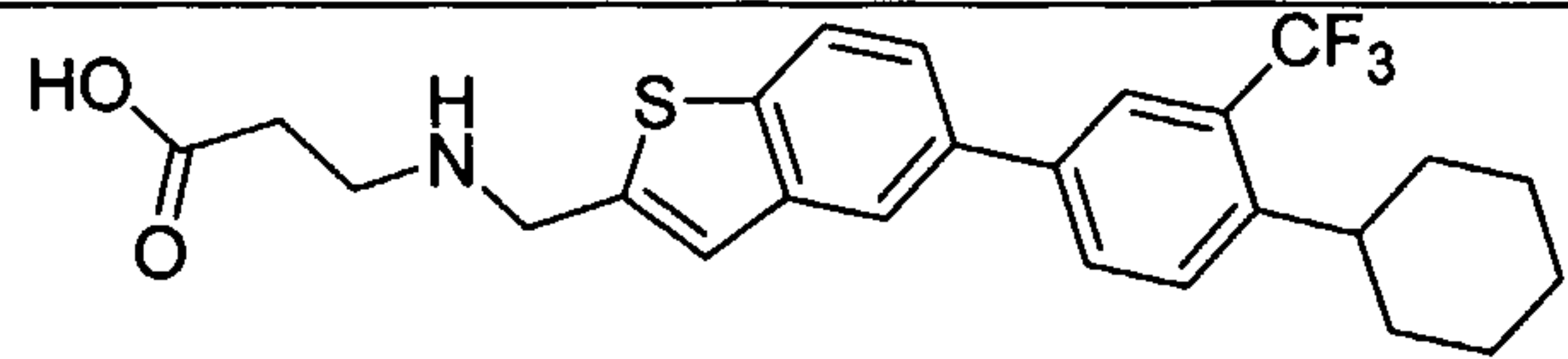
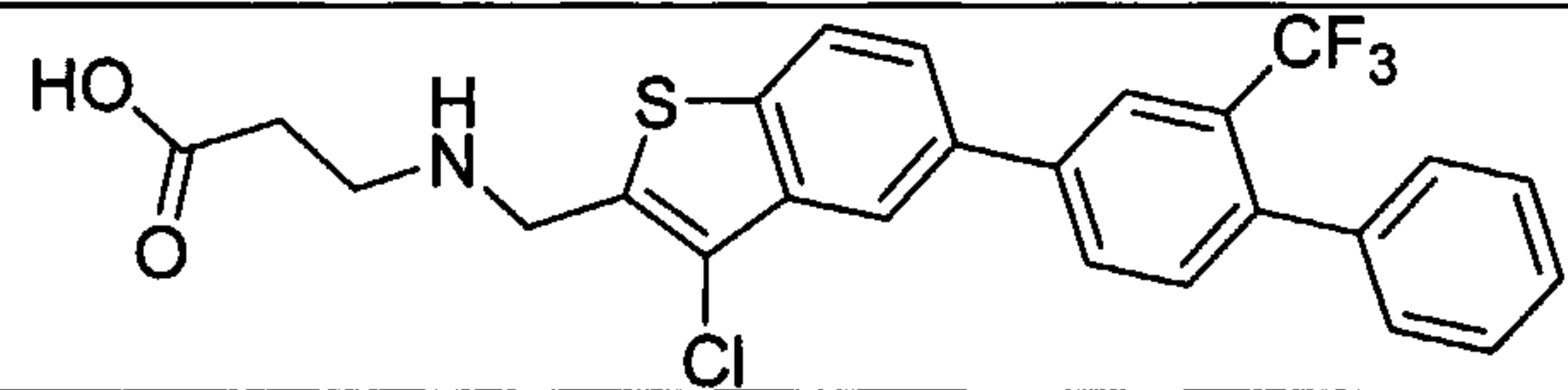
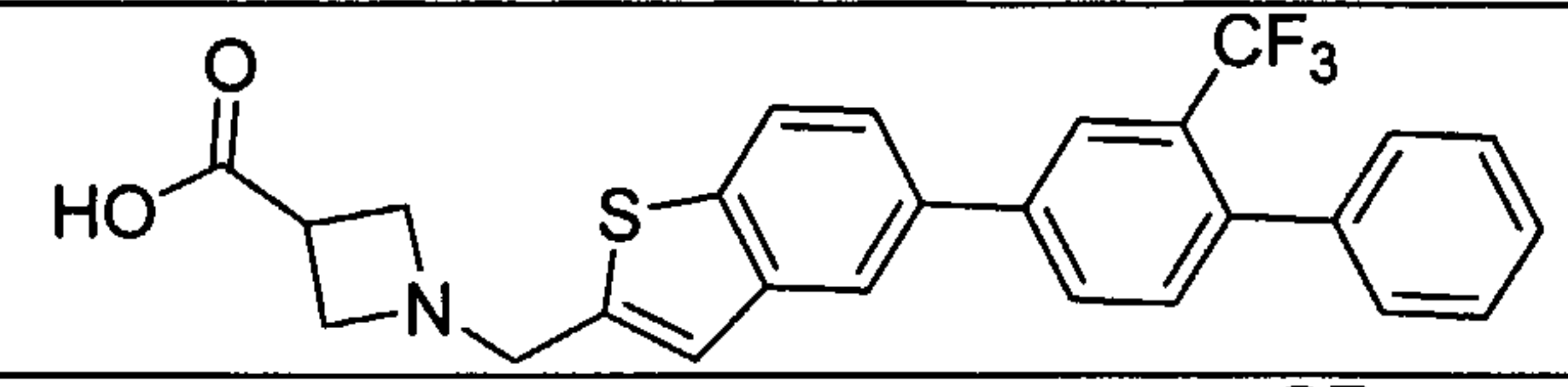
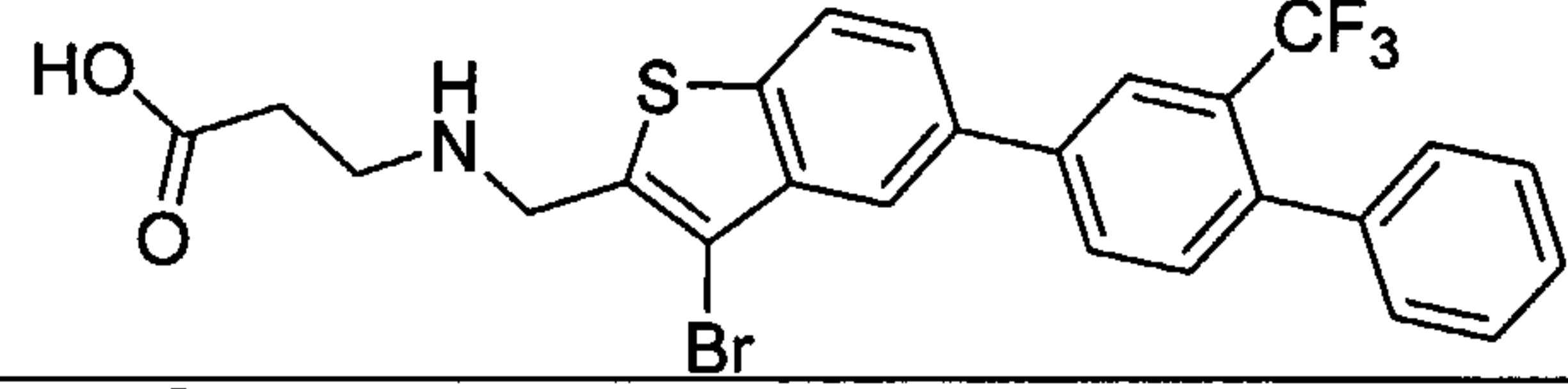
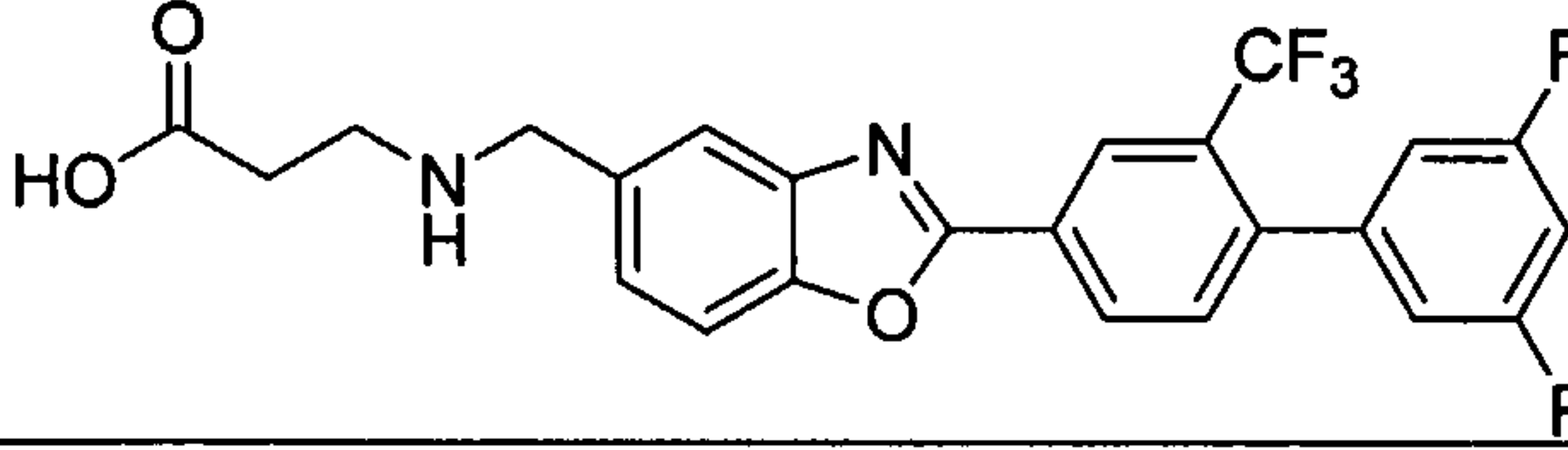
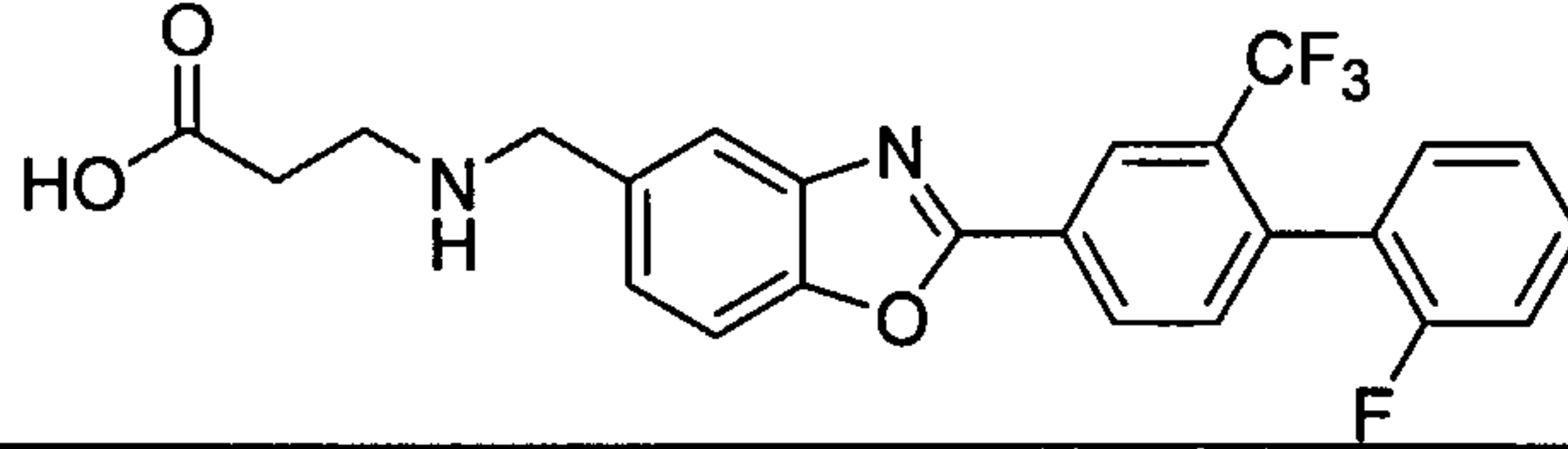
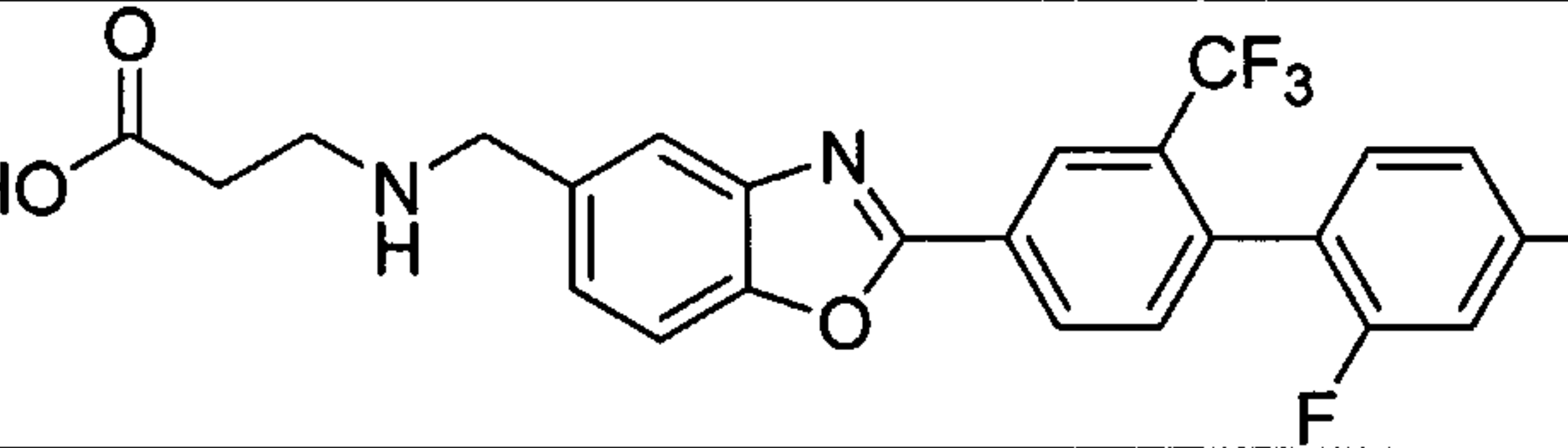
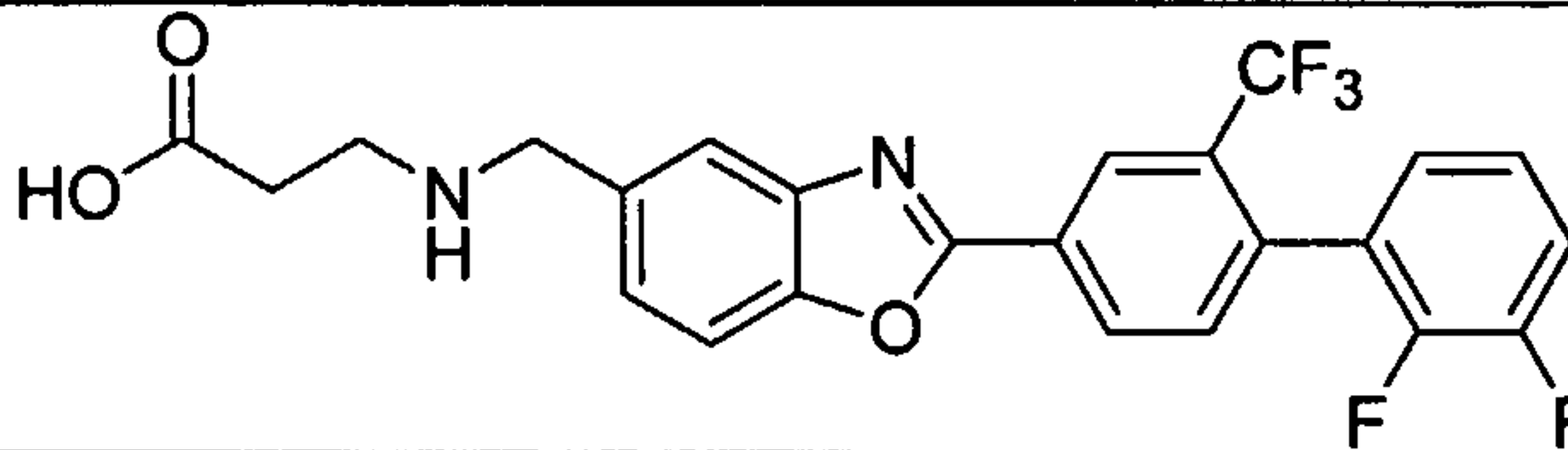
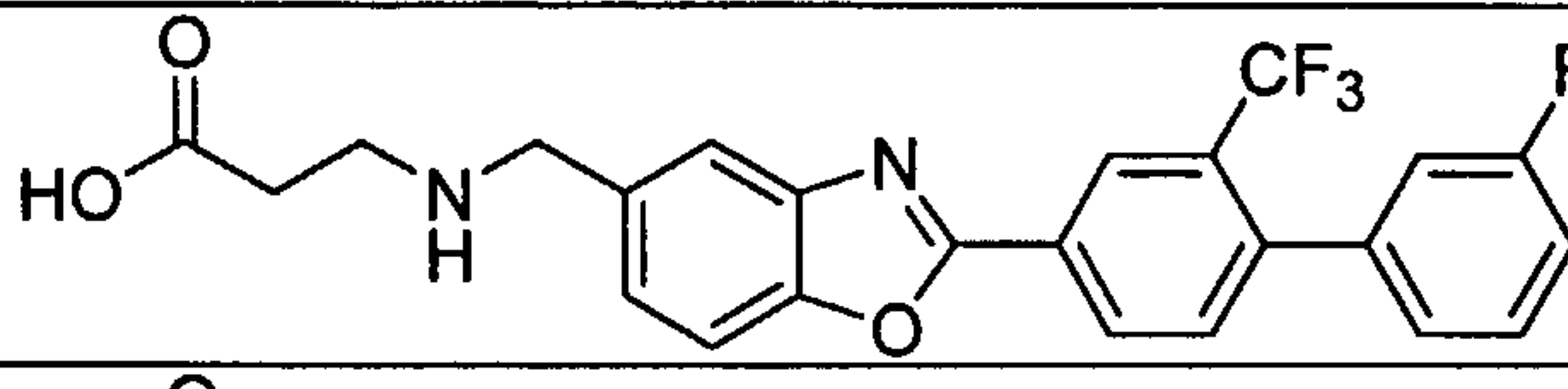
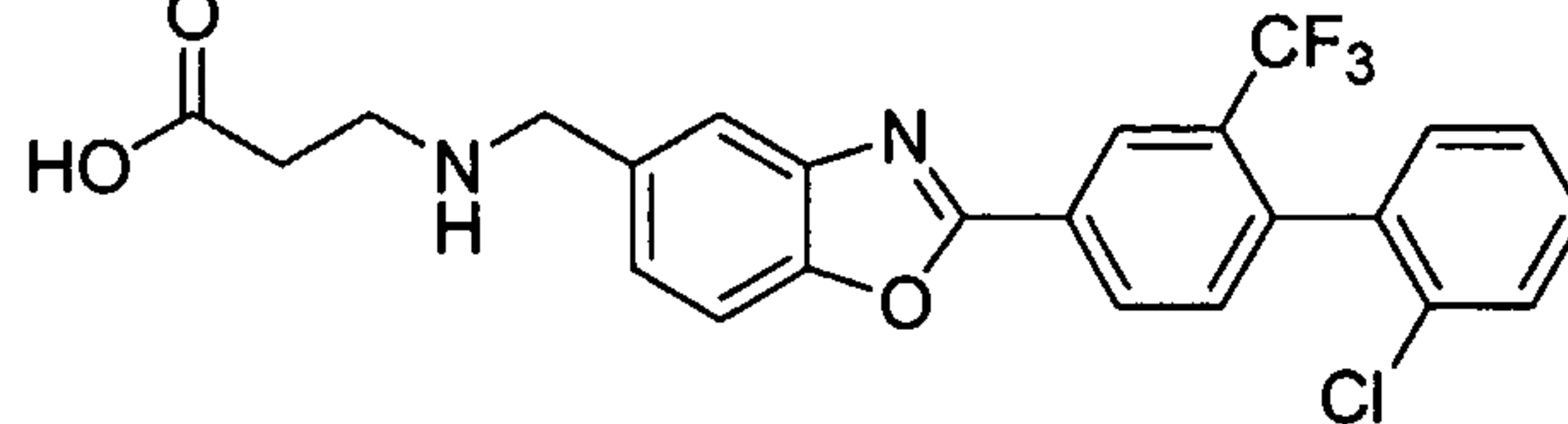
Compound	Structure	Physical Data MS ES (M+1)
1		468.2
2		492.1
3		468.1
4		474.1

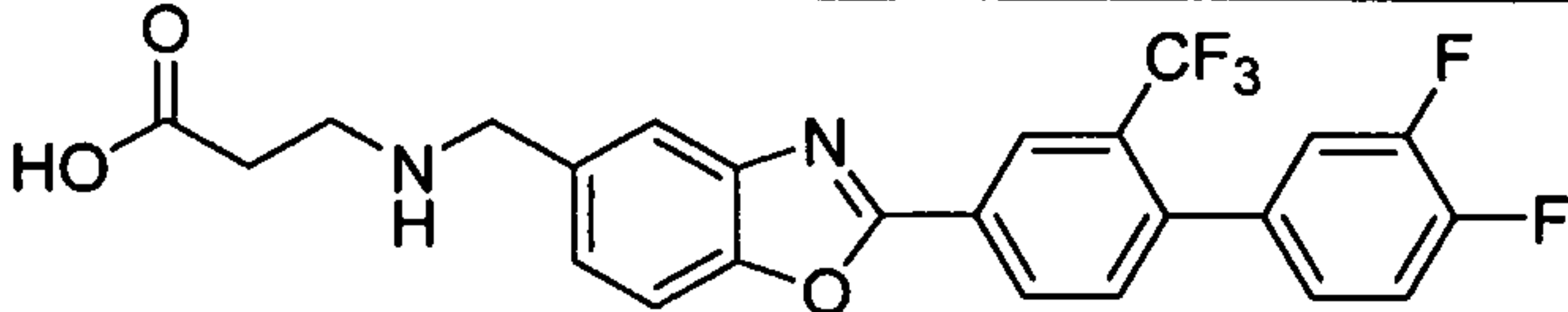
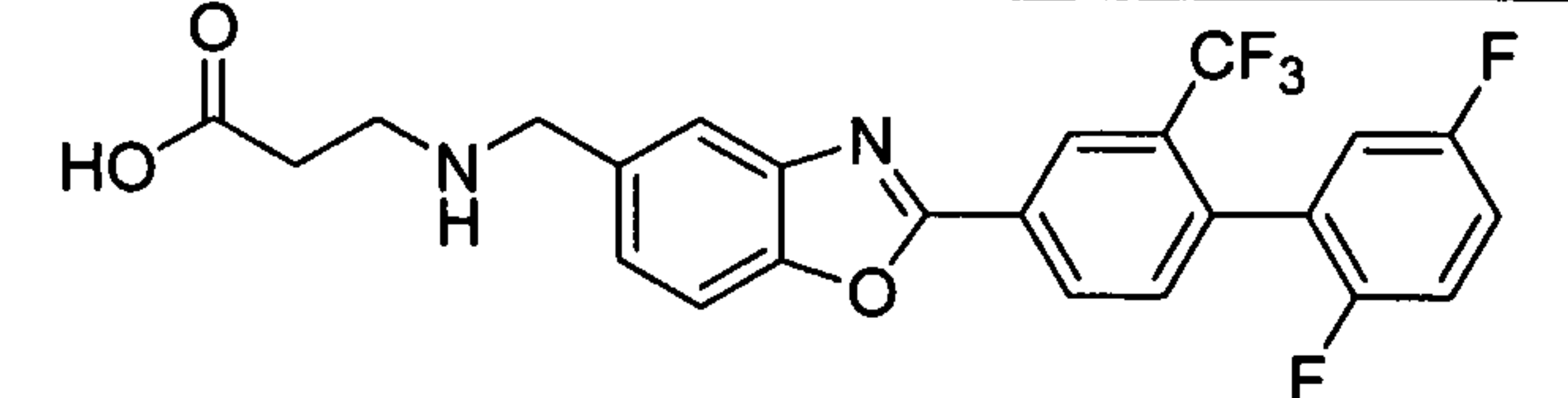
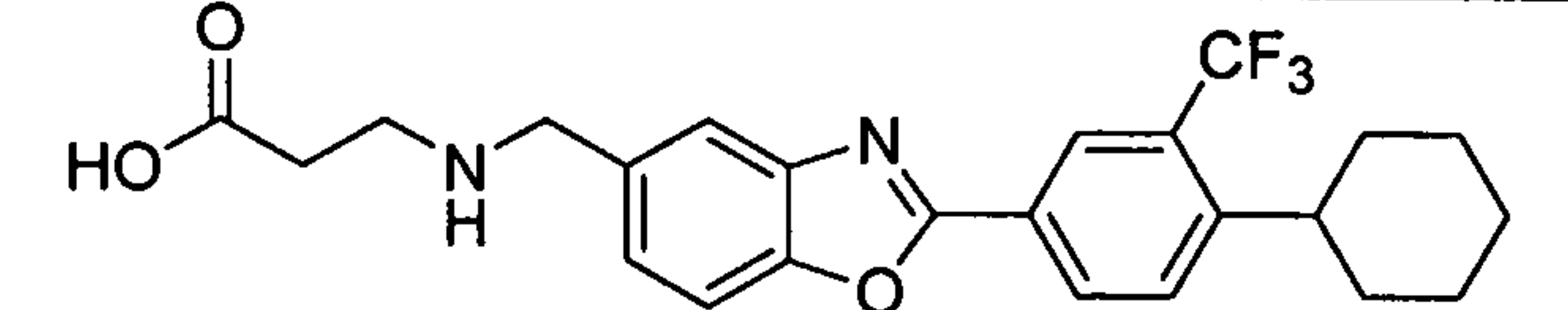
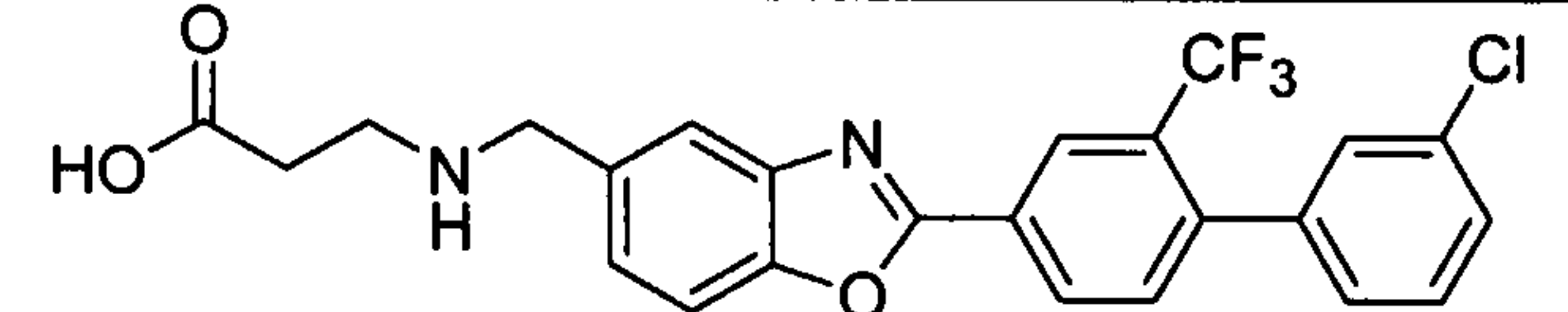
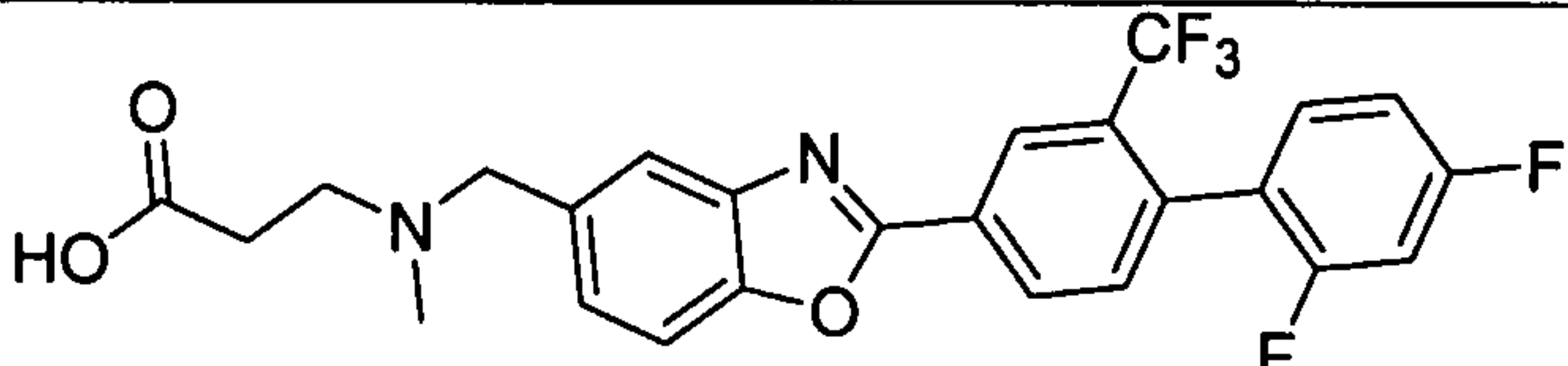
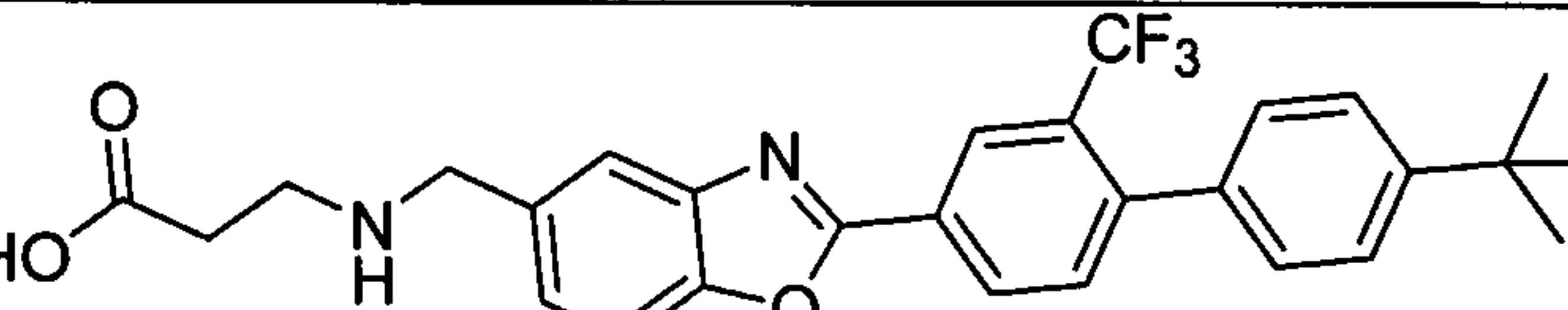
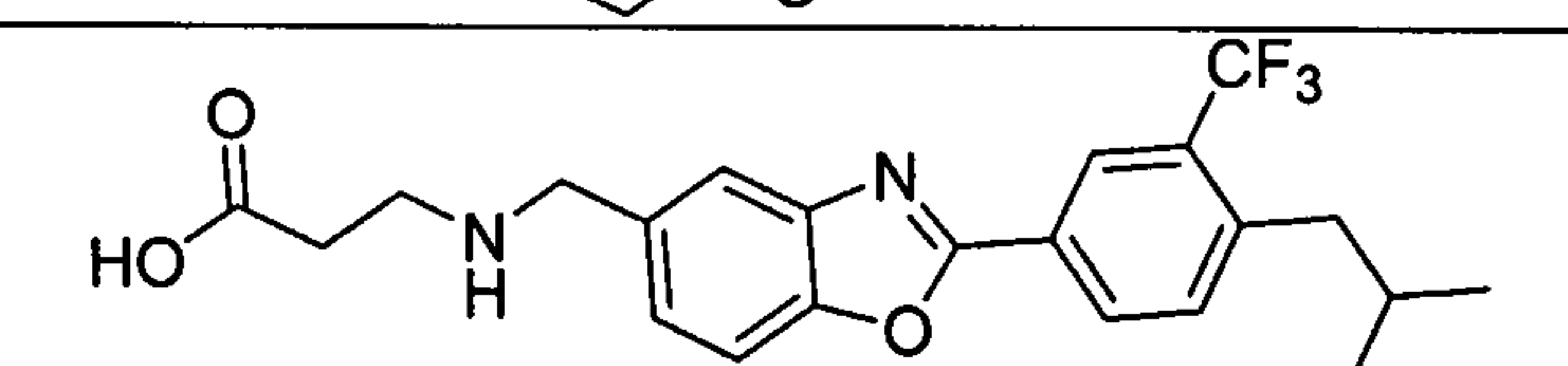
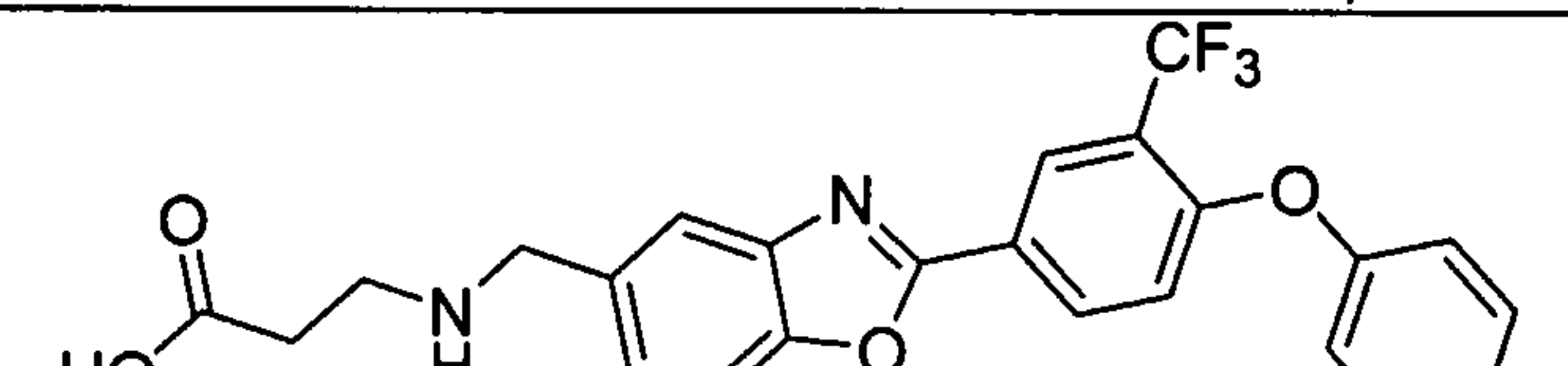
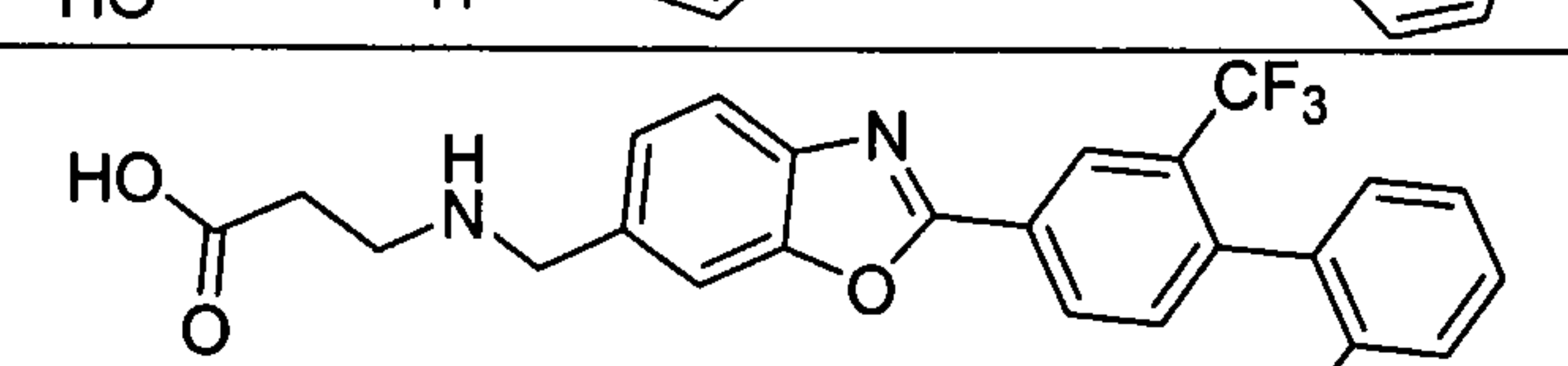
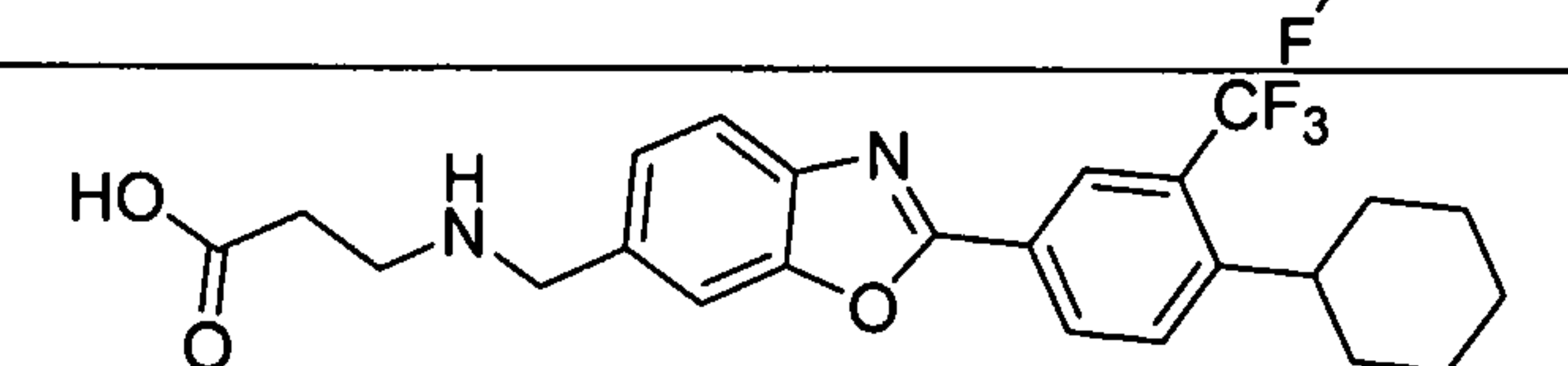
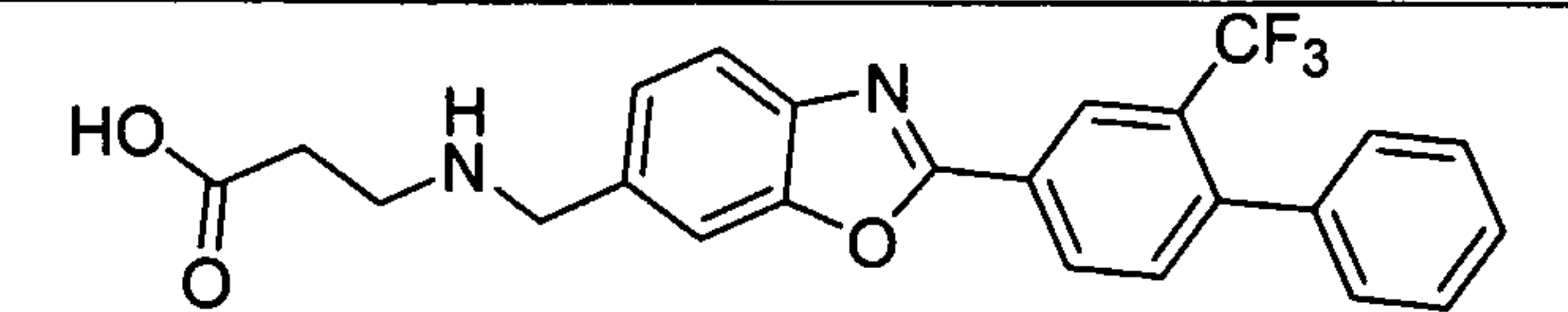
Compound	Structure	Physical Data MS ES (M+1)
5		474.1
6		474.1
7		462.2
8		490.1
9		474.2
10		486.1
11		490.1
12		464.1
13		452.1
14		436.2
15		436.2

Compound	Structure	Physical Data MS ES (M+1)
16		478.2
17		464.1
18		470.1
19		481.1
20		534.0
21		398.1
22		398.1
23		380.1
24		468.1
25		414.1

Compound	Structure	Physical Data MS ES (M+1)
26		456.1
27		448.1
28		393.1
29		312.1
30		394.1
31		392.1
32		398.1
33		398.1
34		448.1
35		396.1

Compound	Structure	Physical Data MS ES (M+1)
36		410.1
37		414.1
38		380.1
39		406.1
40		398.1
41		380.1
42		410.1
43		410.1
44		456.1
45		456.1

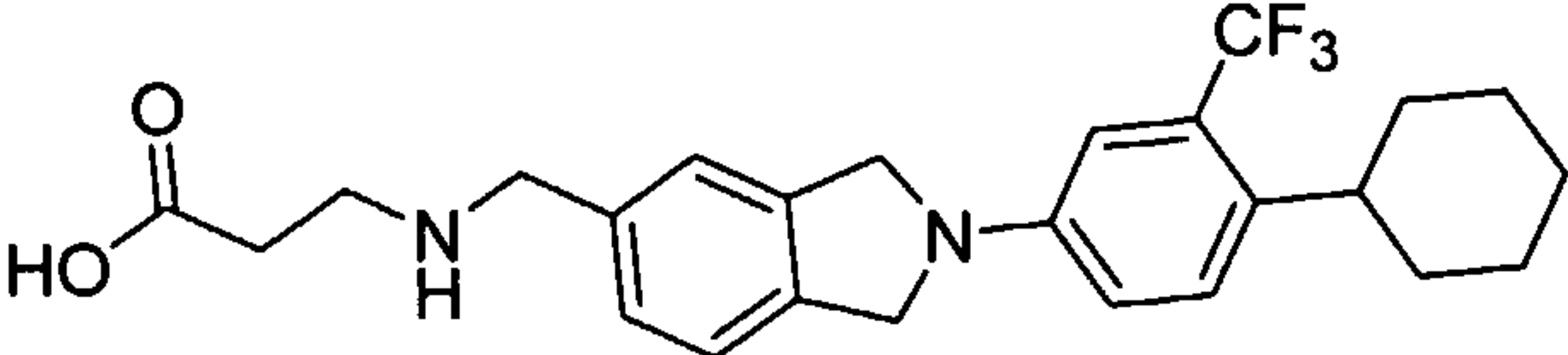
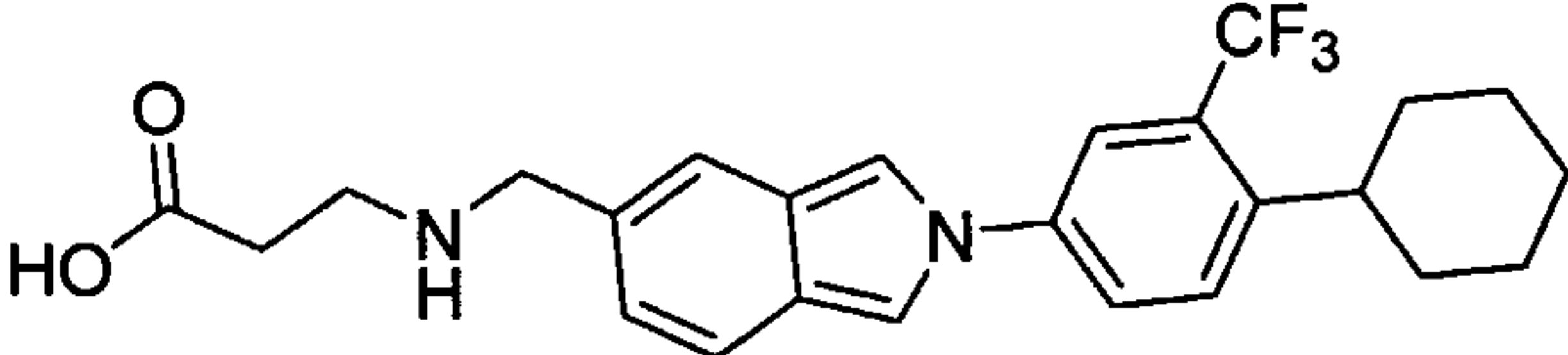
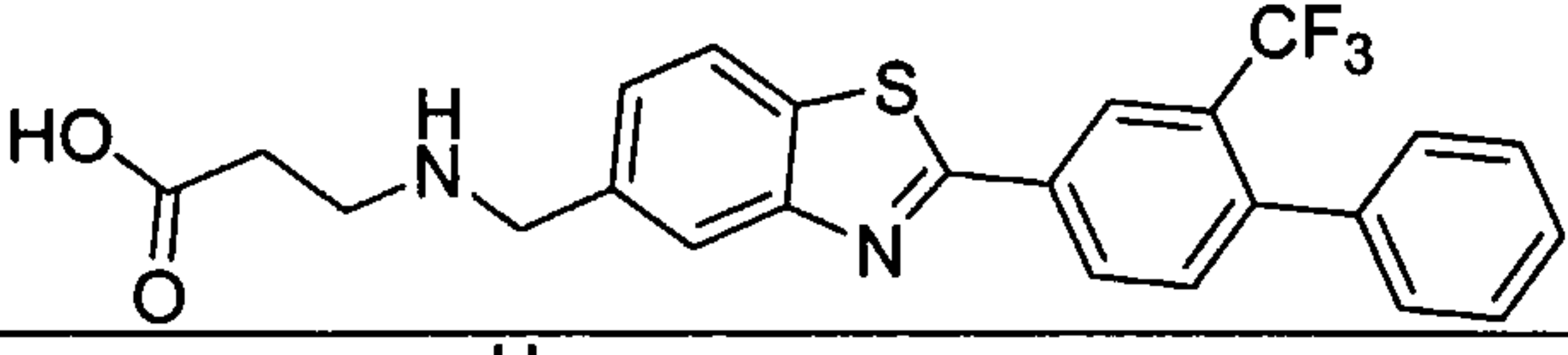
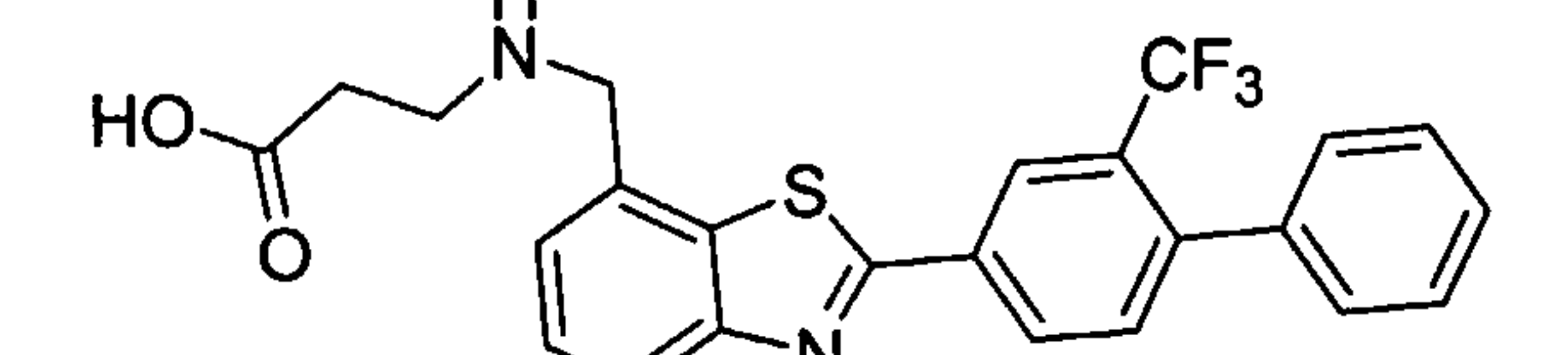
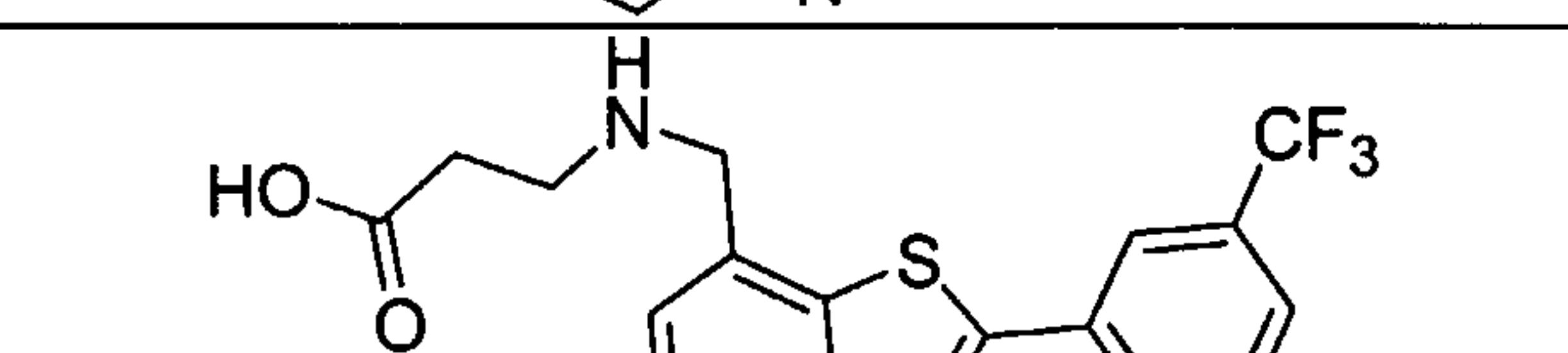
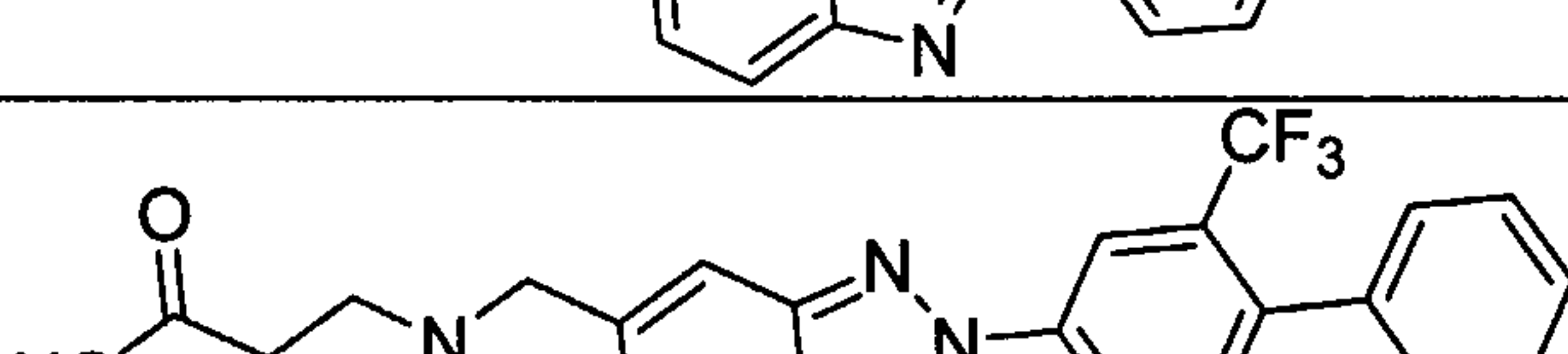
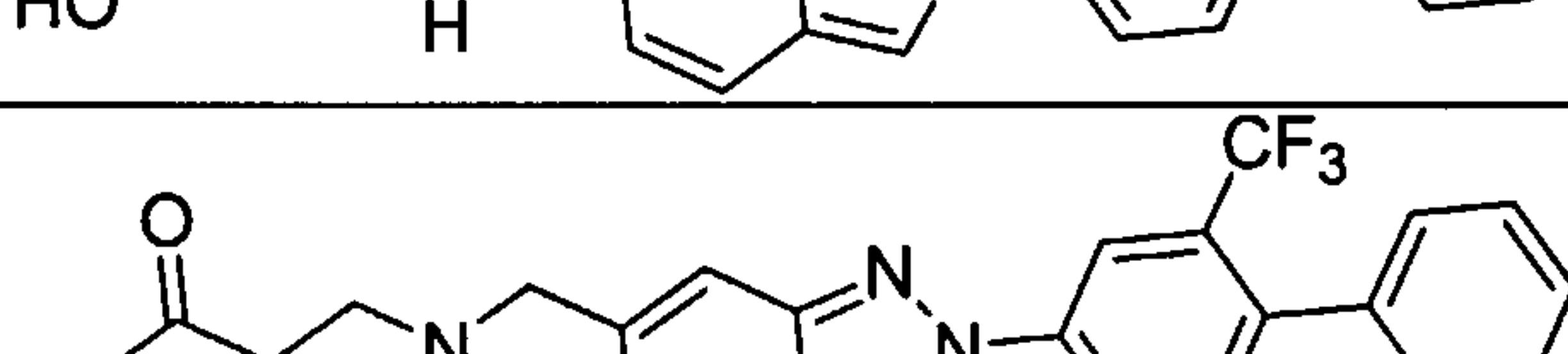
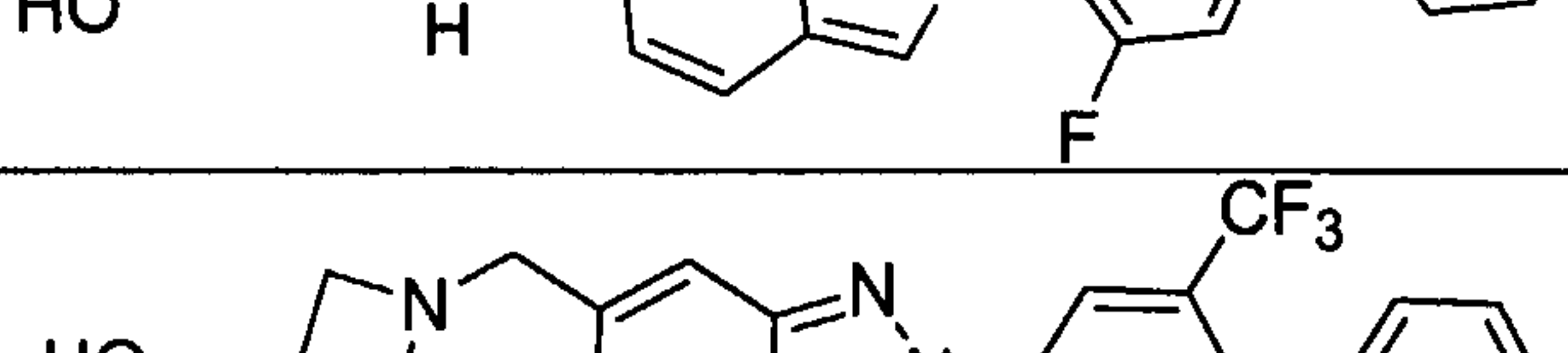
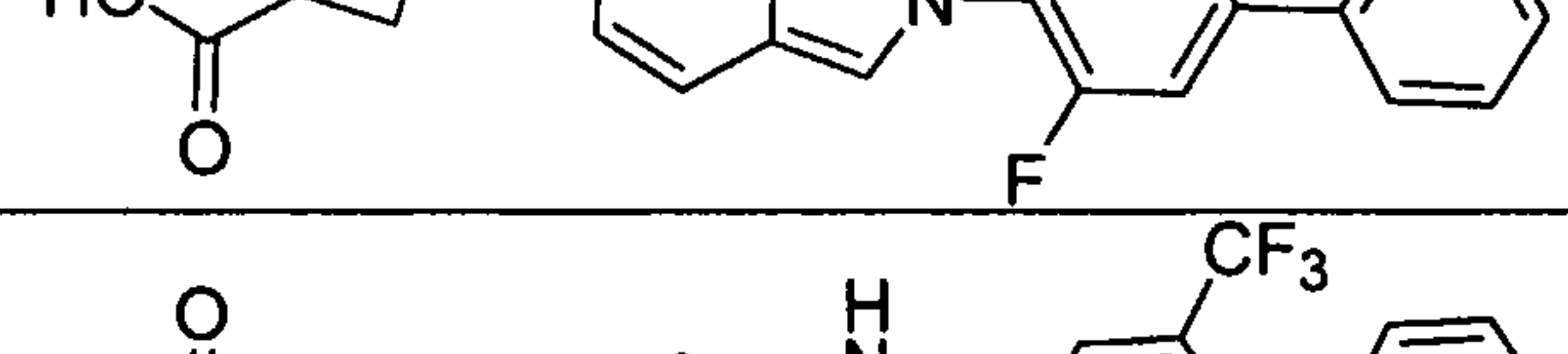
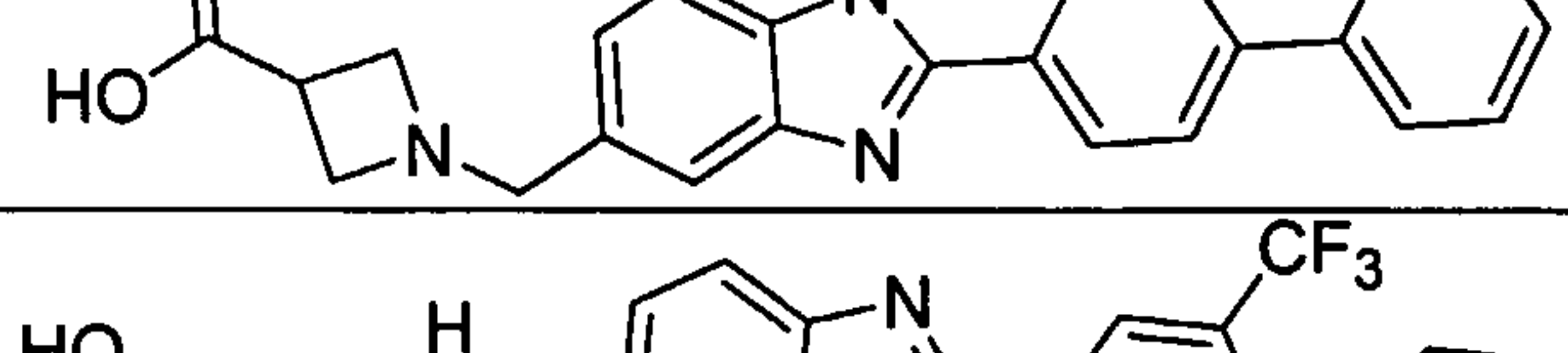
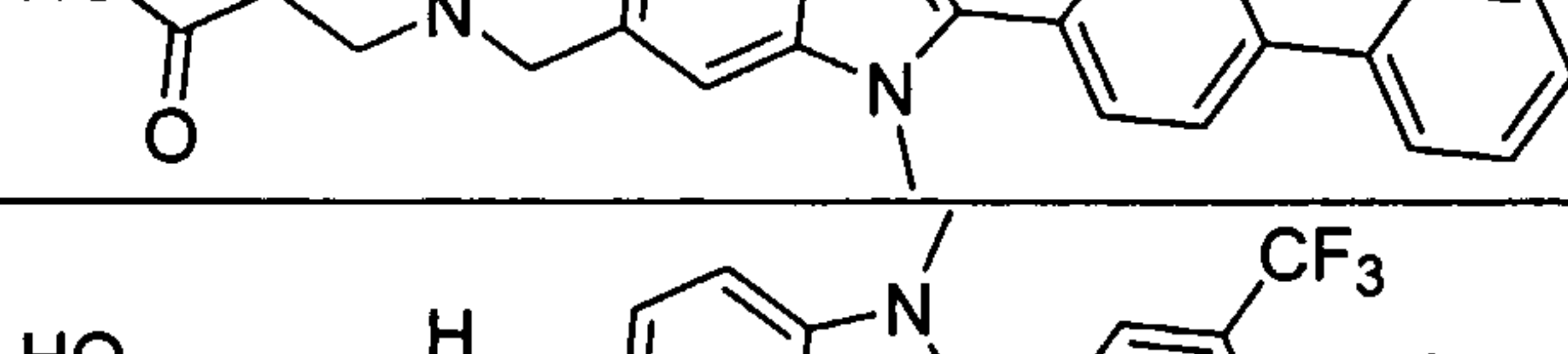
Compound	Structure	Physical Data MS ES (M+1)
46		462.2
47		490.1
48		468.1
49		534.0
50		477.2
51		459.1
52		477.1
53		477.1
54		459.1
55		475.1

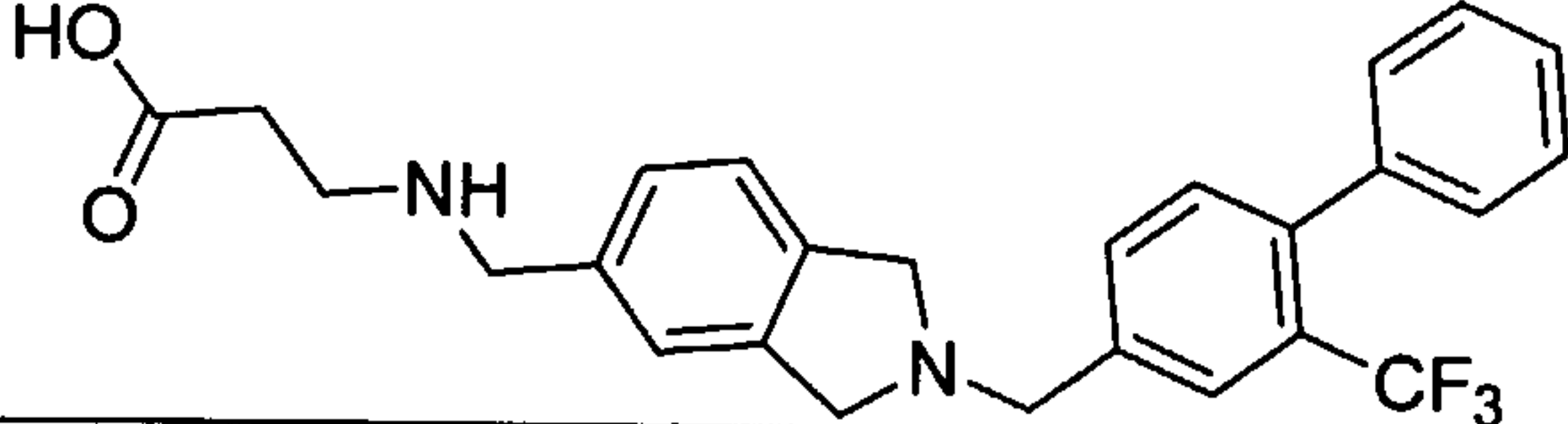
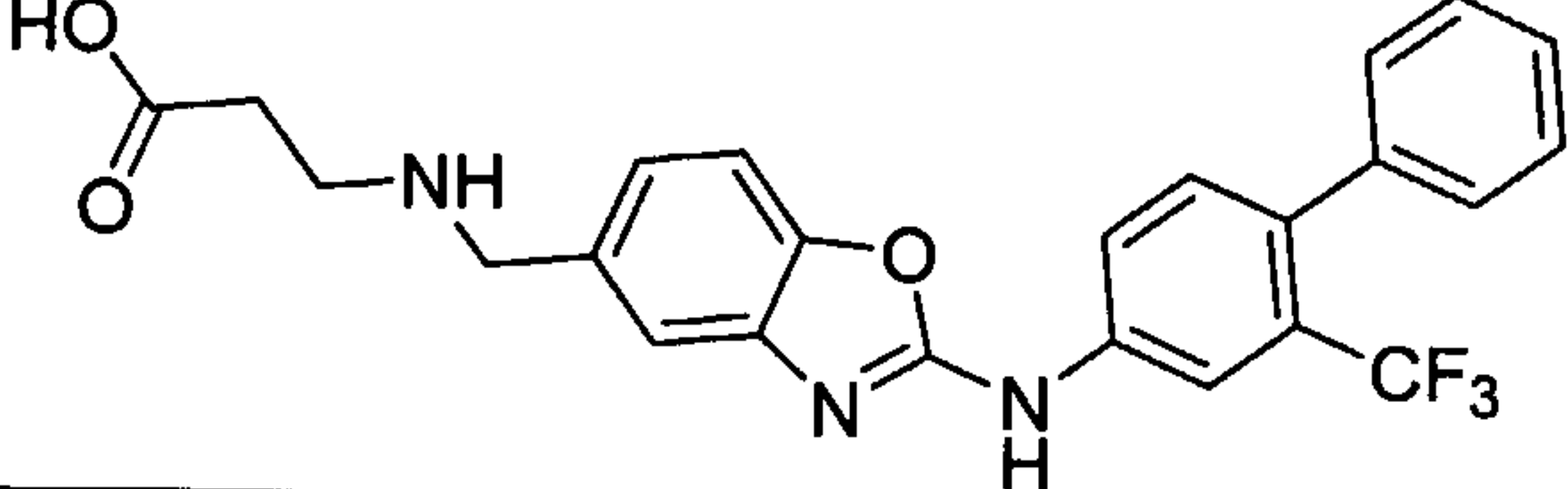
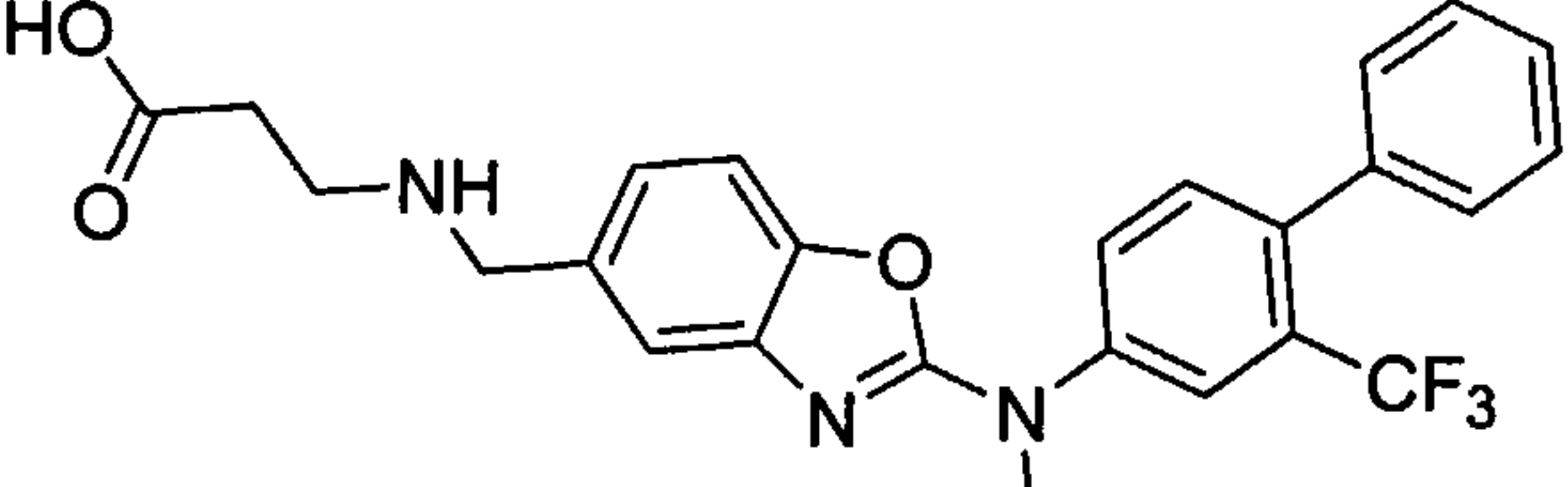
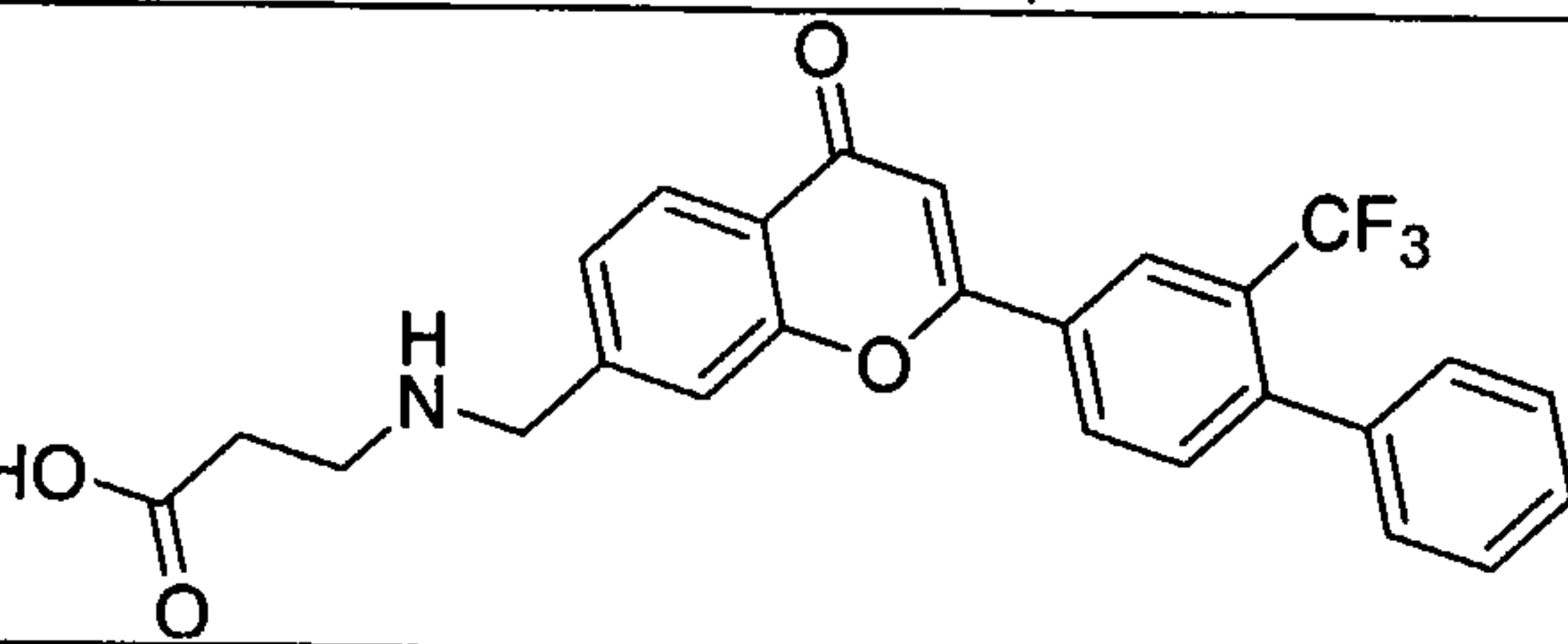
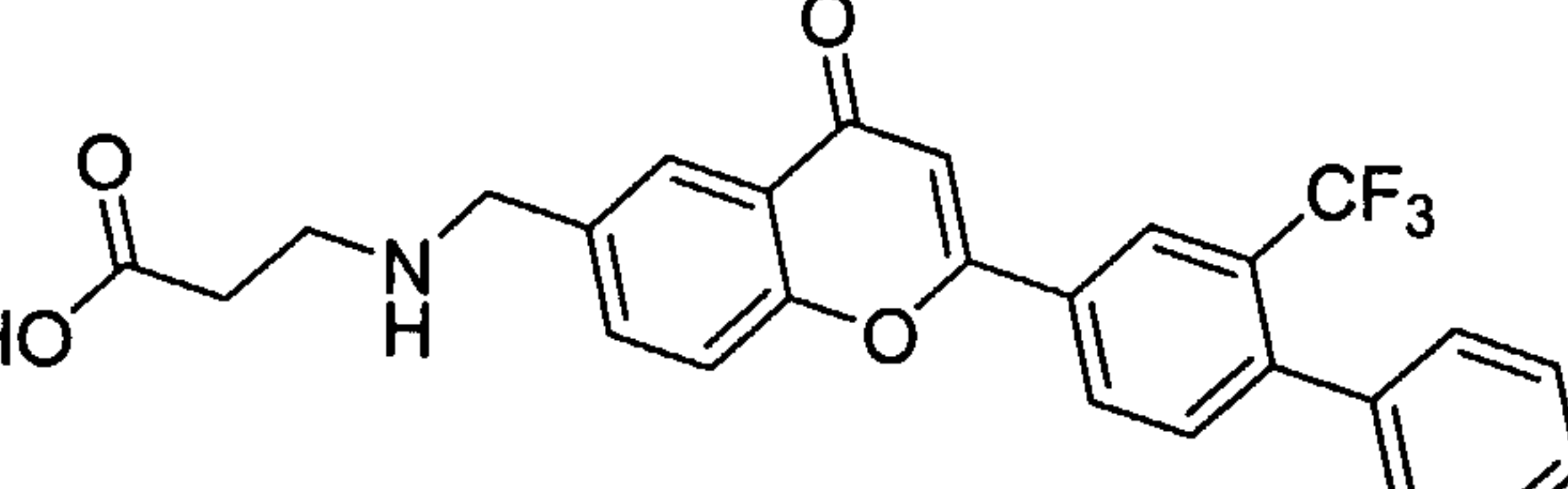
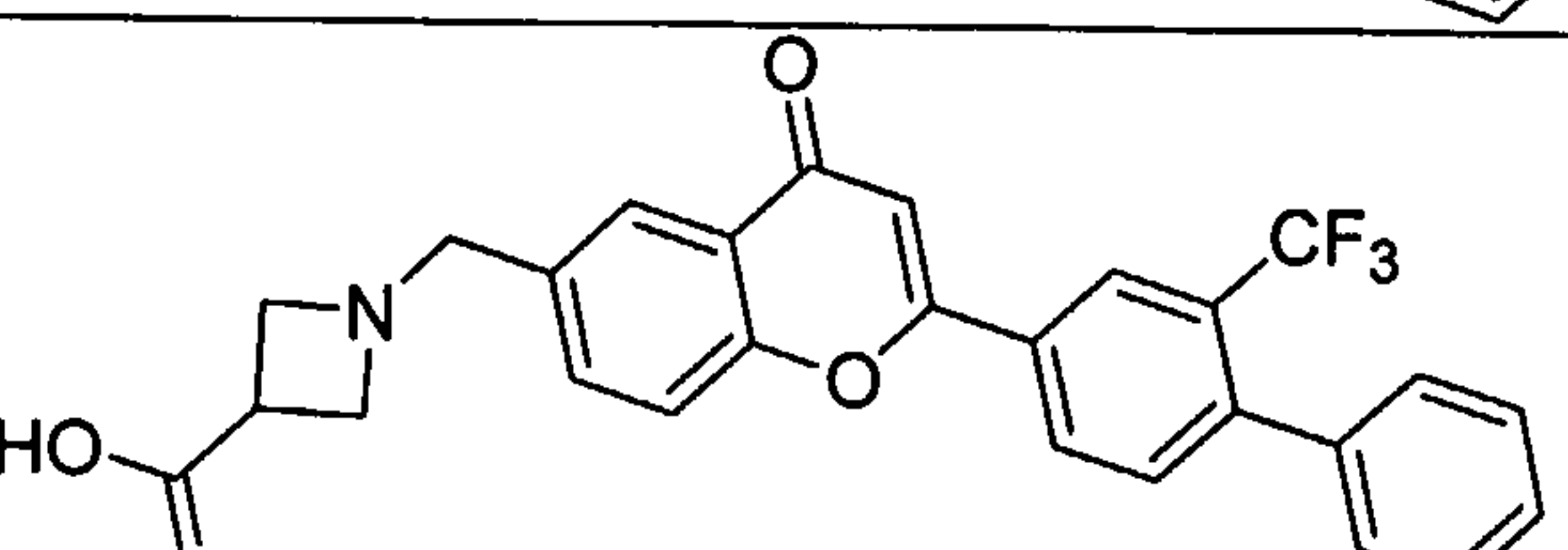
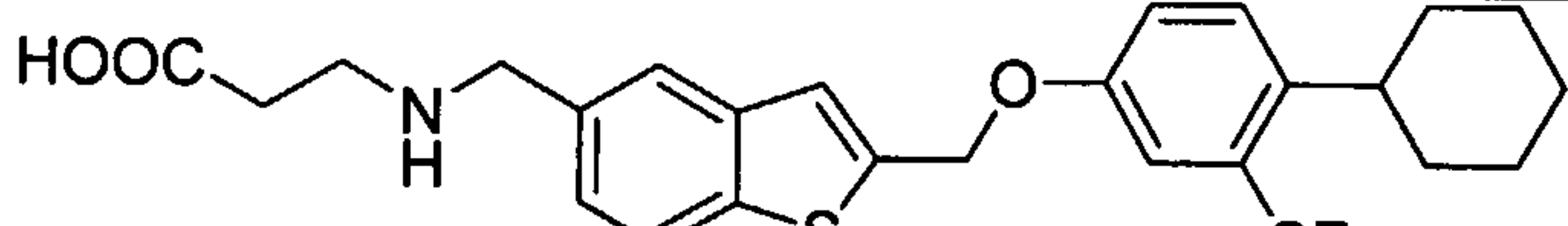
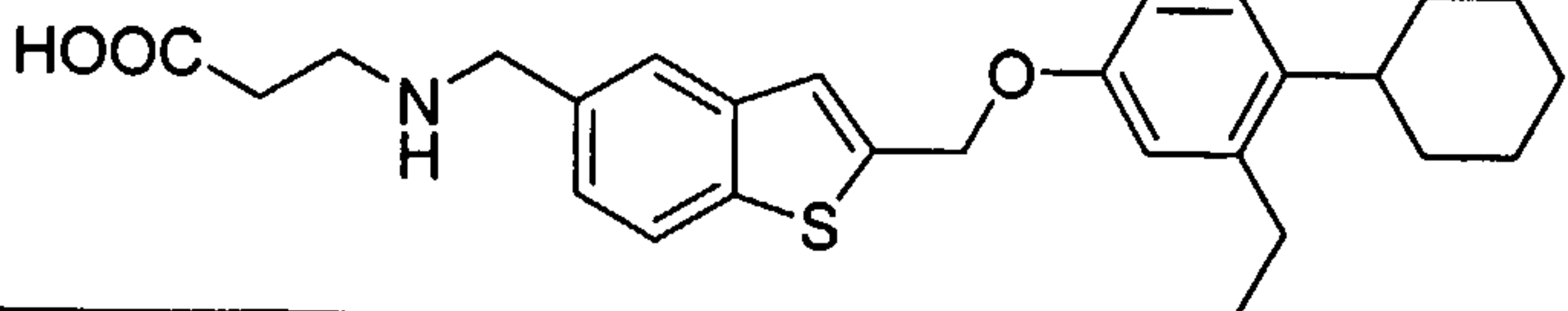
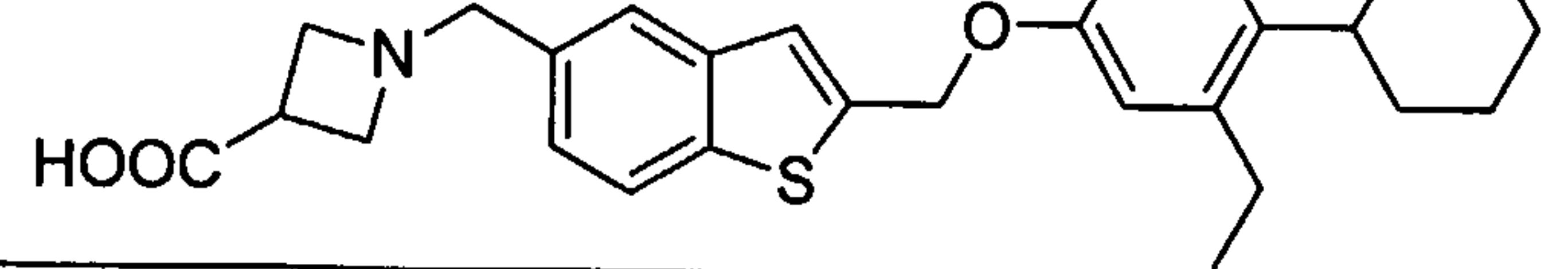
Compound	Structure	Physical Data MS ES (M+1)
56		477.1
57		477.1
58		447.2
59		475.1
60		491.1
61		497.2
62		421.2
63		457.1
64		459.1
65		447.2
66		441.1

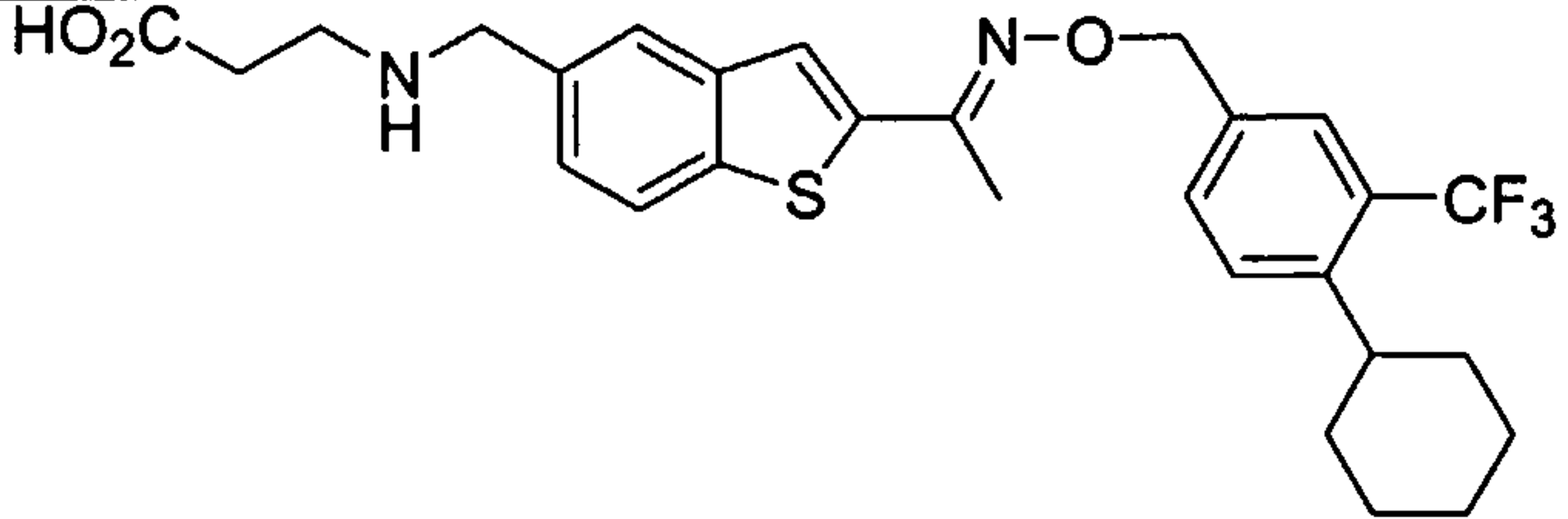
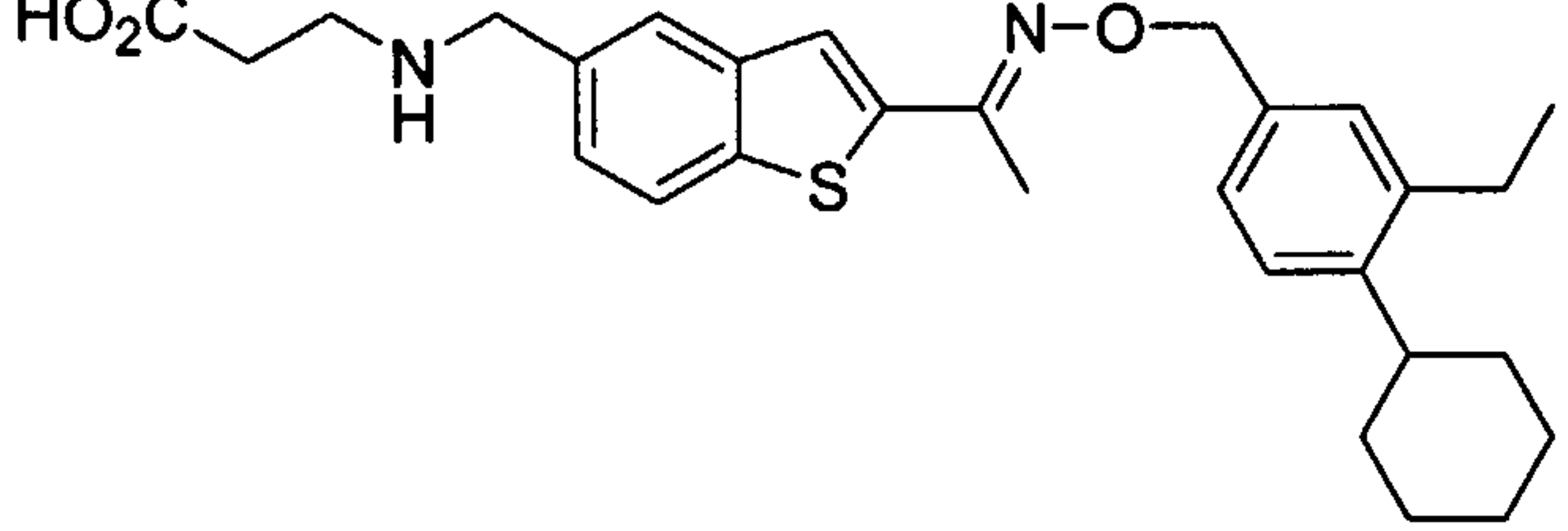
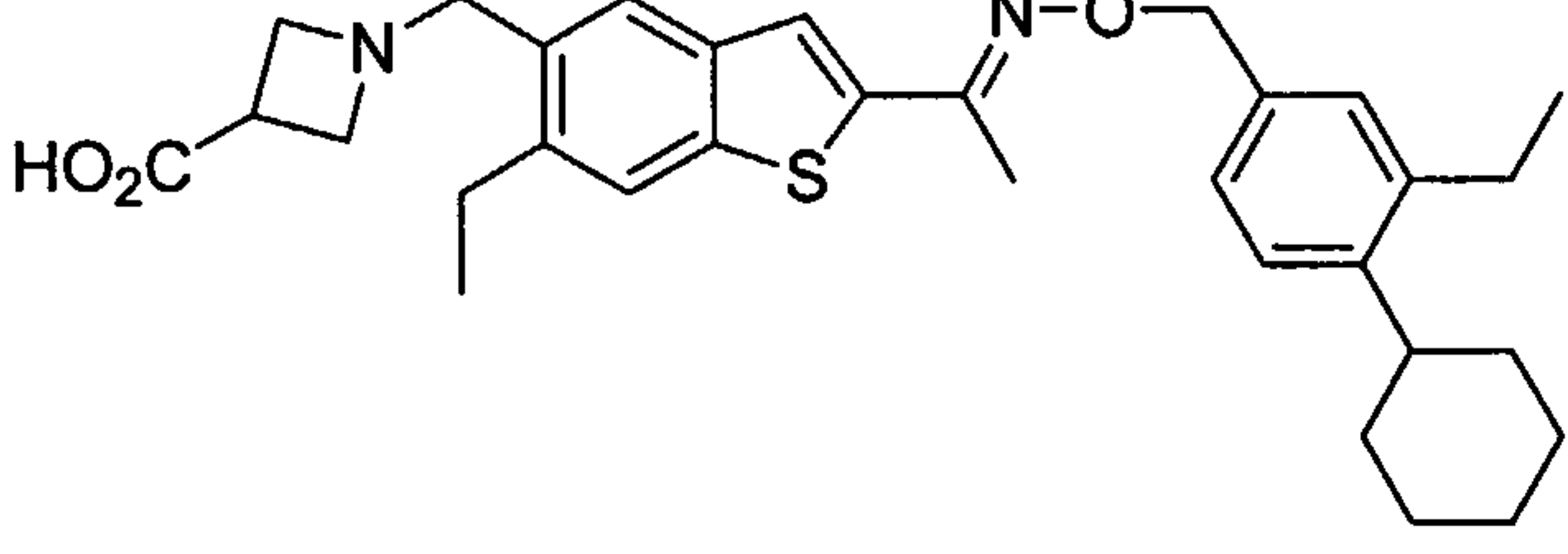
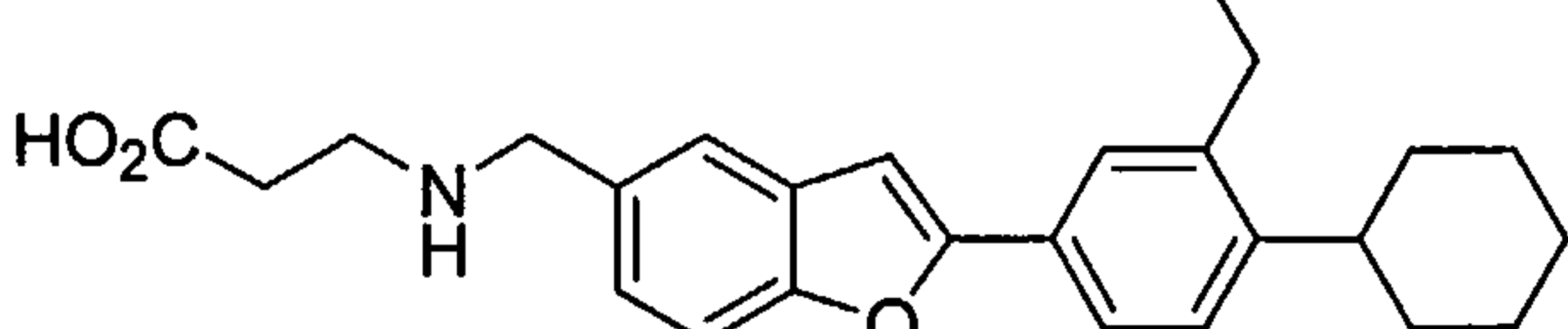
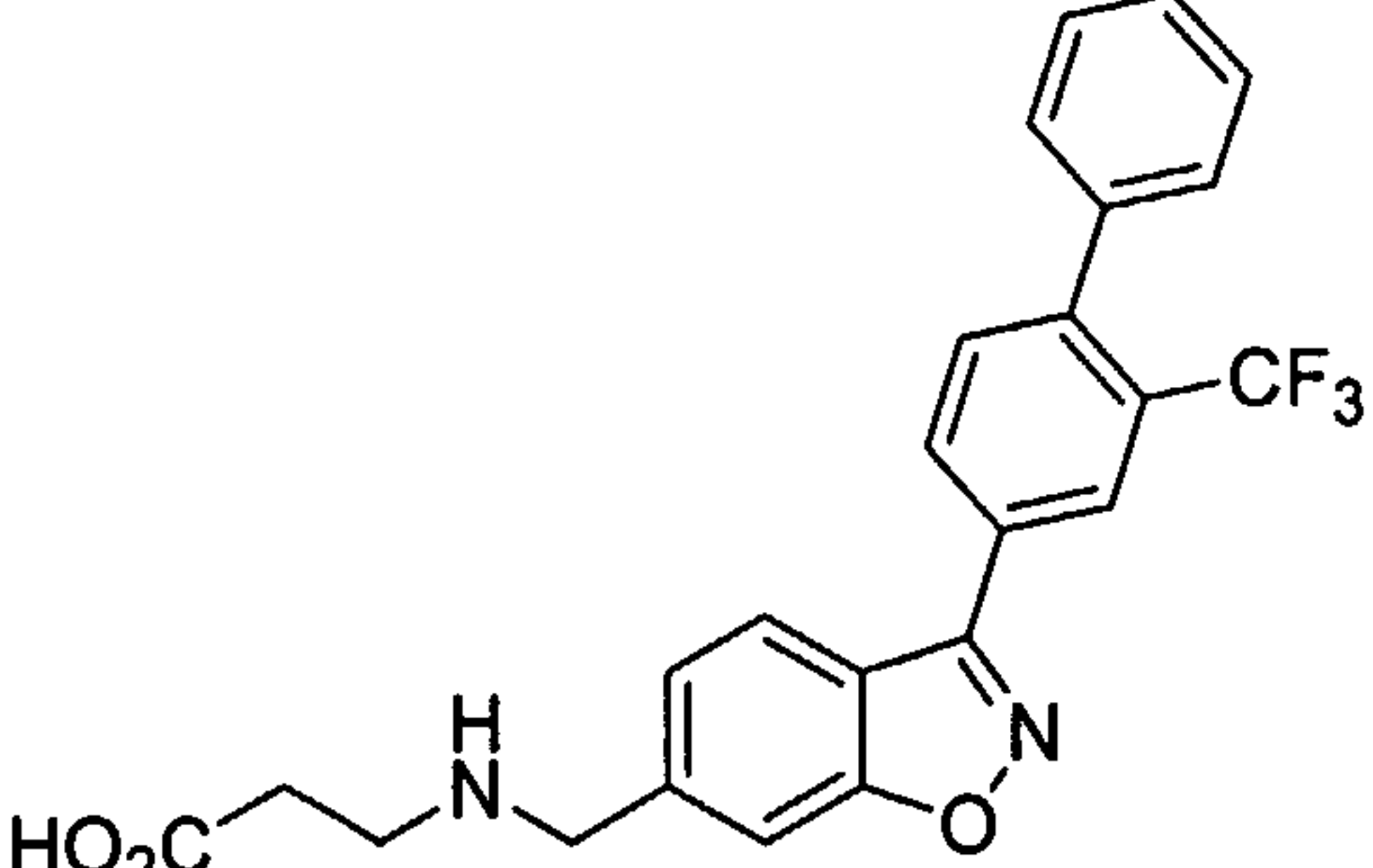
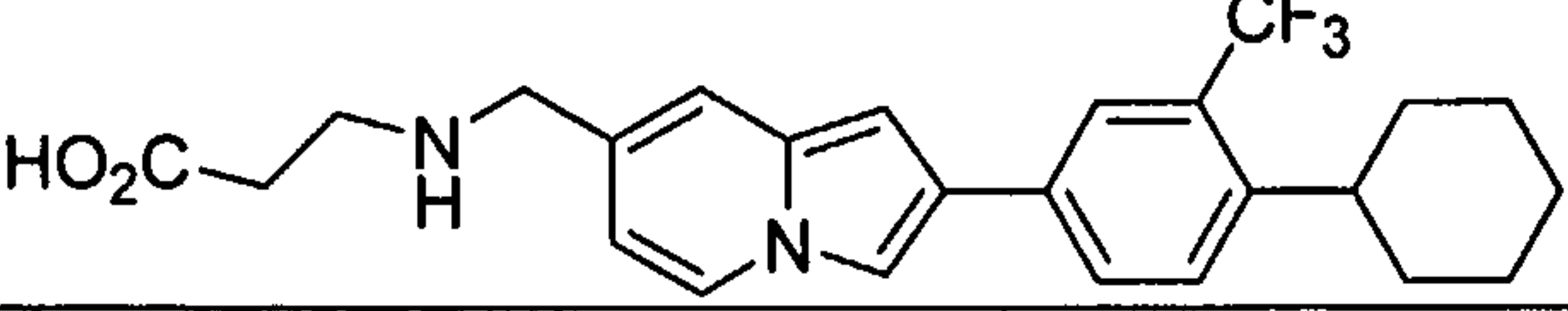
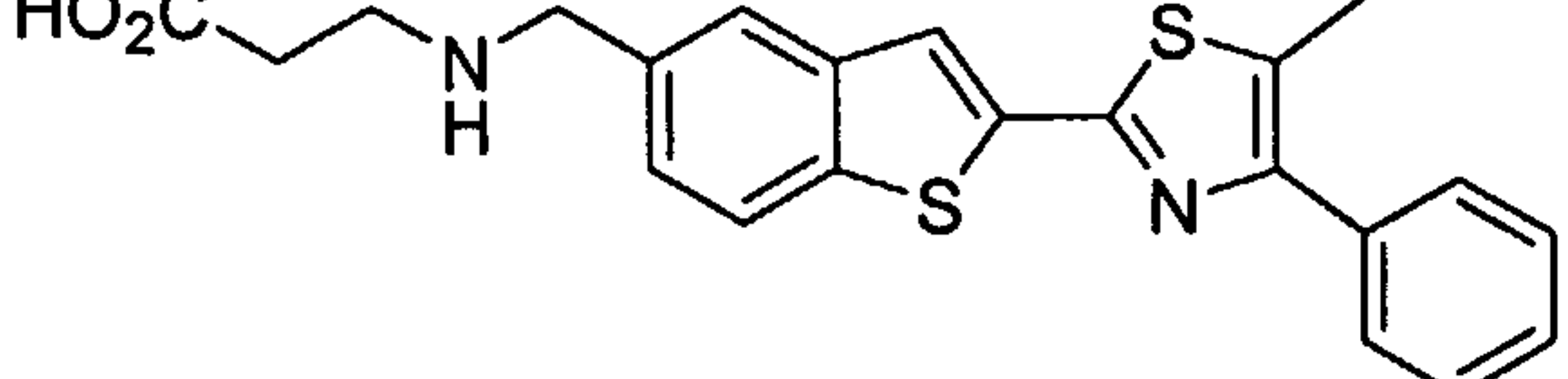
Compound	Structure	Physical Data MS ES (M+1)
67		473.1
68		477.1
69		509.1
70		475.1
71		475.1
72		519.1
73		421.2
74		485.1
75		397.2
76		391.1
77		493.1
78		421.2

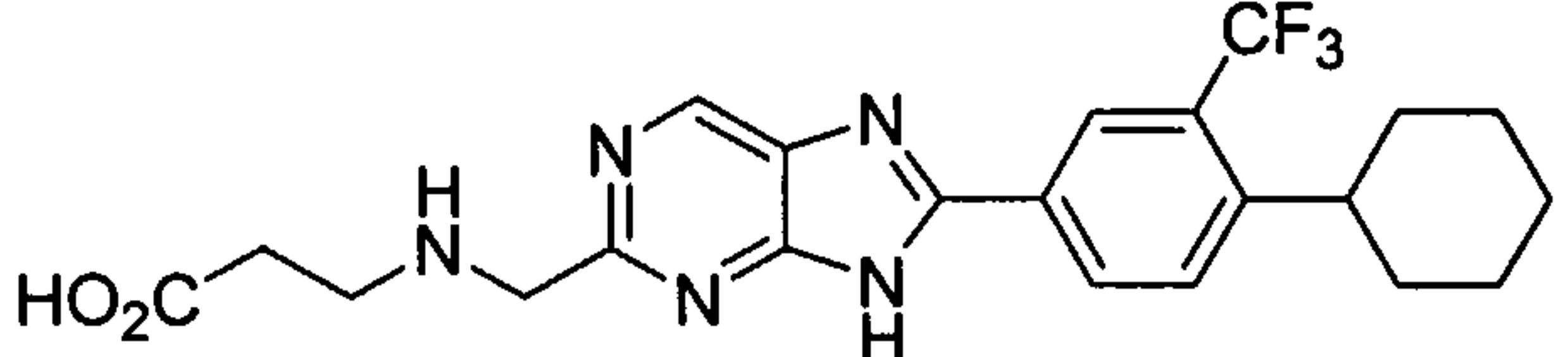
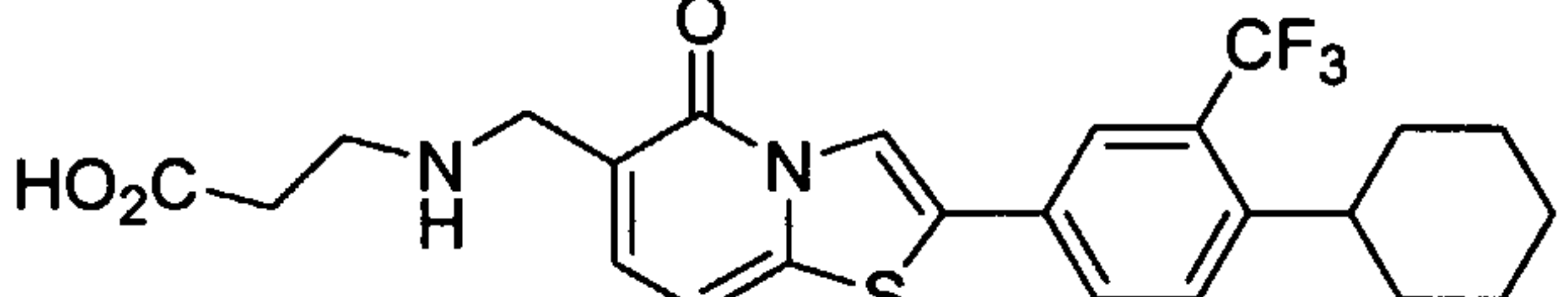
Compound	Structure	Physical Data MS ES (M+1)
79		469.2
80		491.2
81		447.2
82		421.2
83		481.1
84		491.1
85		469.2
86		467.2
87		469.2
88		503.2
89		489.1

Compound	Structure	Physical Data MS ES (M+1)
90		365.1
91		353.2
92		395.1
93		399.1
94		395.1
95		394.1
96		399.1
97		405.1
98		315.1
99		315.1
100		315.1
101		446.2

Compound	Structure	Physical Data MS ES (M+1)
102		447.2
103		445.2
104		457.1
105		457.1
106		381.1
107		440.2
108		458.1
109		470.1
110		452.2
111		454.2
112		454.2

Compound	Structure	Physical Data MS ES (M+1)
113		455.2
114		456.2
115		470.2
116		468.1
117		468.1
118		480.1
119		492.2
120		452.2
121		464.2

Compound	Structure	Physical Data MS ES (M+1)
122		
123		
124		
125		
126		
127		
128		

Compound	Structure	Physical Data MS ES (M+1)
129		
130		

Example 11

Compounds of Formula I Exhibit Biological Activity

5

A. In vitro: GPCR activation assay measuring GTP [γ - 35 S] binding to membranes prepared from CHO cells expressing human EDG receptors

EDG-1 (S1P₁) GTP [γ - 35 S] binding assay: Homogenized membranes are prepared from CHO cell clones stably expressing a human EDG-1 N-terminal c-myc tag. Cells are grown in suspension in two 850 cm² roller bottles for three or four days before harvesting. The cells are centrifuged down, washed once with cold PBS, and resuspended in \leq 20 ml of Buffer A (20 mM HEPES, pH 7.4, 10 mM EDTA, EDTA-free complete protease inhibitor cocktail [1 tablet/25 ml]). The cell suspension is homogenized on ice, using a Polytron homogenizer at 30000 rpm at three intervals of 15 seconds each. The homogenate is first centrifuged at 2000 rpm on a tabletop low speed centrifuge for 10 minutes. The supernatant, after passing through a cell strainer, is then re-centrifuged at 50,000 x g for 25 minutes at 4°C. The pellet is resuspended into buffer B (15% glycerol, 20 mM HEPES, pH 7.4, 0.1 mM EDTA, EDTA-free complete protease inhibitor cocktail [1 tablet/10 ml]). Protein concentration of the prep is determined using the BCA Protein Assay kit (Pierce) using BSA as standard. The membranes are aliquoted and kept frozen at -80°C.

Solutions of test compounds ranging from 10mM to 0.01nM are prepared in DMSO. S1P is diluted in 4% BSA solution as positive controls. The desired amount of membrane prep is diluted with ice-cold assay buffer (20 mM HEPES, pH 7.4, 100 mM

NaCl, 10 mM MgCl₂, 0.1% Fatty acid-free BSA, 5 μM GDP) and vortexed well. 2 μl or less of compound is distributed into each well of a round-bottom 96-well polystyrene assay plate, followed by addition of 100 μl of diluted membranes (3-10 μg/well) and kept on ice until the addition of hot GTPγS. [³⁵S]-GTPγS is diluted 1:1000 (v/v) with cold assay buffer and 100 μl is added into each well. The reaction is carried out at room temperature for 90 minutes before the membranes are harvested onto Perkin-Elmer Unifilter[®] GF/B-96 filter plate using a Packard Filtermate Harvester. After several washes with wash buffer (20 mM HEPES, pH 7.4, 100 mM NaCl, 10 mM MgCl₂), and a rinse with 95% ethanol, the filter is dried in a 37°C oven for 30 minutes. MicroScint-20 is added and the plate sealed for scintillation counting on TopCount. EC₅₀ values are obtained by fitting the GTP [³⁵S] binding curves (raw data) with the dose response curve-fitting tool of GraphPad Prism. Six or twelve different concentrations are used to generate a concentration response curve (using three data points per concentration).

EDG-3,-5,-6 and -8 GTP [³⁵S] binding assays are carried out in a comparable manner to the EDG-1 GTP [³⁵S] binding assay using membranes from CHO cells stably expressing c-terminal c-myc tagged or untagged receptors. For each membrane preparation, titration experiments are first run with S1P control to determine the optimal amount of membranes to be added per assay well. Compounds of the invention were tested according to the above assay and were observed to exhibit selectivity for the EDG-1 receptor. For example, 3-{{2-(2-trifluoromethyl-biphenyl-4-yl)-benzo[*b*]thiophen-5-ylmethyl]-amino}-propionic acid (example 1) has an EC₅₀ of 0.6 nM in the above assay and is at least 1000 fold selective for EDG-1 compared to one or more of the other receptors including EDG-3, EDG-5, EDG-6 and EDG-8.

B. In vitro: FLIPR calcium flux assay

Compounds of the invention are tested for agonist activity on EDG-1, EDG-3, EDG-5, and EDG-6 with a FLIPR calcium flux assay. Briefly, CHO cells expressing an EDG receptor are maintained in F-12K medium (ATCC), containing 5% FBS, with 500ug/ml of G418. Prior to the assay, the cells are plated in 384 black clear bottom plates at the density of 10,000 cells/well/25μl in the medium of F-12K containing 1% FBS. The second day, the cells are washed three times (25 μl/each) with washing buffer. About 25 μl of dye are added

to each well and incubated for 1 hour at 37°C and 5% CO₂. The cells are then washed four times with washing buffer (25 µl/each). The calcium flux is assayed after adding 25 µl of SEQ2871 solution to each well of cells. The same assay is performed with cells expressing each of the different EDG receptors. Titration in the FLIPR calcium flux assay is recorded
5 over a 3-minute interval, and quantitated as maximal peak height percentage response relative to EDG-1 activation.

C. In vivo: Screening Assays for measurement of blood lymphocyte depletion and assessment of heart effect

Measurement of circulating lymphocytes: Compounds are dissolved in DMSO and
10 diluted to obtain a final concentration of 4% DMSO (v/v, final concentration) and then further diluted in a constant volume of Tween80 25%/H₂O, v/v. Tween80 25%/H₂O (200 µl), 4% DMSO, and FTY720 (10µg) are included as negative and positive controls, respectively. Mice (C57bl/6 male, 6-10 week-old) are administered 250-300 µL of compound solution orally by gavages under short isoflurane anesthesia.

15 Blood is collected from the retro-orbital sinus 6 and 24 hours after drug administration under short isoflurane anesthesia. Whole blood samples are subjected to hematology analysis. Peripheral lymphocyte counts are determined using an automated analyzer. Subpopulations of peripheral blood lymphocytes are stained by fluorochrome-conjugated specific antibodies and analyzed using a fluorescent activating cell sorter
20 (FacsCalibur). Two mice are used to assess the lymphocyte depletion activity of each compound screened. The result is an ED₅₀, which is defined as the effective dose required displaying 50 % of blood lymphocyte depletion. Compounds of the invention were tested according to the above assay and were preferably found to exhibit an ED₅₀ of less than 1mg/kg, more preferably an ED₅₀ of less than 0.5 mg/kg. For example, 3-{{2-(2-
25 trifluoromethyl-biphenyl-4-yl)-benzo[b]thiophen-5-ylmethyl]-amino}-propionic acid (example 1) exhibits an ED₅₀ of 0.2 mg/kg.

Assessment of Heart Effect: The effects of compounds on cardiac function are monitored using the AnonyMOUSE ECG screening system. Electrocardiograms are
30 recorded in conscious mice (C57bl/6 male, 6-10 week-old) before and after compound administration. ECG signals are then processed and analyzed using the e-MOUSE software.

90 µg of compound further diluted in 200µl water, 15% DMSO are injected IP. Four mice are used to assess the heart effect of each compound.

D: In vivo: Anti-angiogenic Activity

Porous chambers containing (i) sphingosine-1-phosphate (5 µM/chamber) or (ii) human VEGF (1 µg/chamber) in 0.5 ml of 0.8% w/v agar (containing heparin, 20 U/ml) are implanted subcutaneously in the flank of mice. S1P or VEGF induces the growth of vascularized tissue around the chamber. This response is dose-dependent and can be quantified by measuring the weight and blood content of the tissue. Mice are treated once a day orally or intravenously with a compound of formula I starting 4-6 hours before implantation of the chambers and continuing for 4 days. The animals are sacrificed for measurement of the vascularized tissues 24 hours after the last dose. The weight and blood content of the vascularized tissues around the chamber is determined. Animals treated with a compound of formula I show reduced weight and/or blood content of the vascularized tissues compared to animals treated with vehicle alone. Compounds of Formula I are anti-angiogenic when administered at a dose of about 0.3 to about 3mg/kg.

E: In vitro: Antitumor Activity

A mouse breast cancer cell line originally isolated from mammary carcinomas is used, e.g. JygMC(A). The cell number is adjusted to 5×10^5 for plating in fresh medium before the procedure. Cells are incubated with fresh medium containing 2.5mM of thymidine without FCS for 12 hours and then washed twice with PBS, followed by addition of fresh medium with 10% FCS and additionally incubated for another 12 hours. Thereafter the cells are incubated with fresh medium containing 2.5mM of thymidine without FCS for 12 hours. To release the cells from the block, the cells are washed twice with PBS and replated in fresh medium with 10% FCS. After synchronization, the cells are incubated with or without various concentrations of a compound of formula I for 3, 6, 9, 12, 18 or 24 hours. The cells are harvested after treatment with 0.2% EDTA, fixed with ice-cold 70% ethanol solution, hydrolyzed with 250µg/ml of RNaseA (type 1-A: Sigma Chem. Co.) at 37°C for 30 minutes and stained with propidium iodide at 10mg/ml for 20 minutes. After the incubation period, the number of cells is determined both by counting cells in a Coulter counter and by the SRB

21489-10387

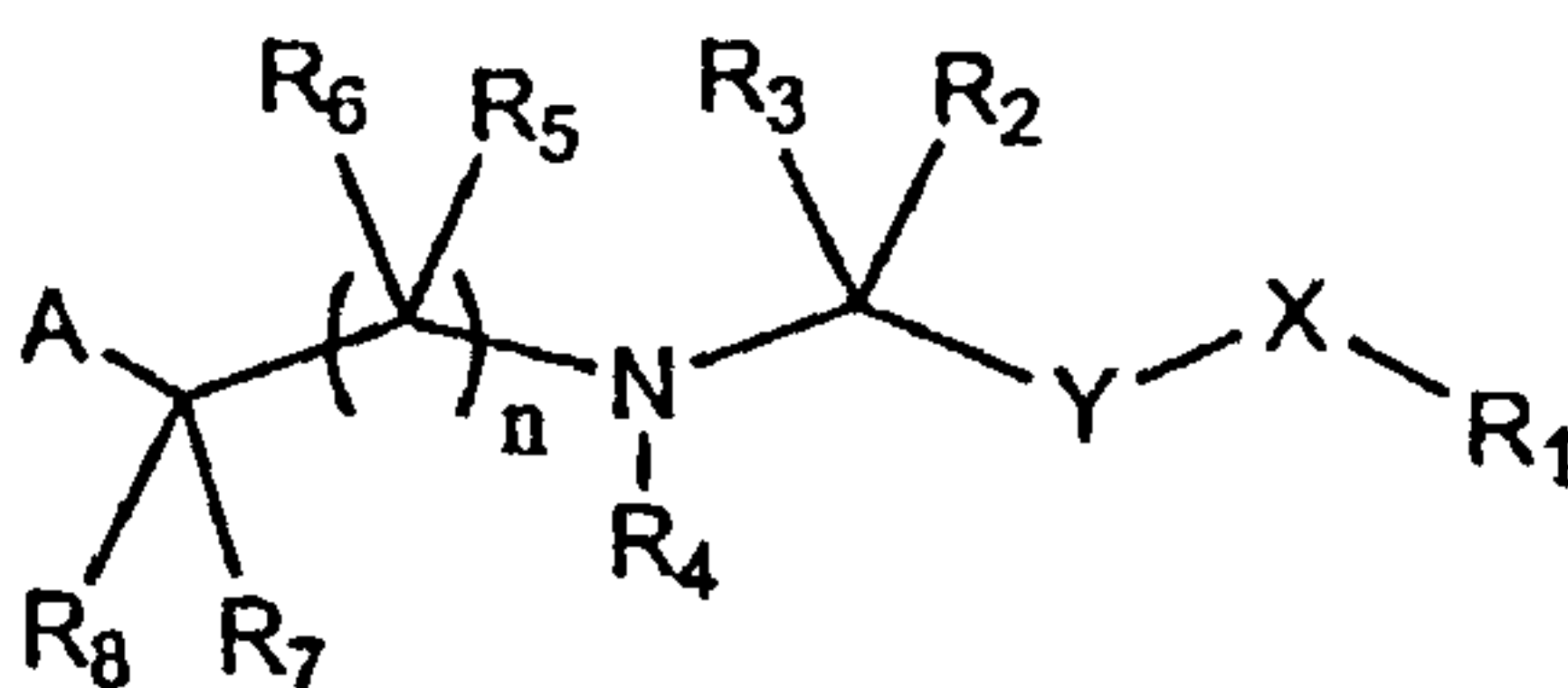
colorimetric assay. Under these conditions compounds of formula I inhibit the proliferation of the tumor cells at concentrations ranging from 10^{-12} to 10^{-6} M.

The scope of the claims should not be limited by the preferred embodiments set forth in the examples, but should be given the broadest
5 interpretation consistent with the description as a whole.

21489-10387

CLAIMS:

1. A compound of Formula I:



5

in which:

n is 1 or 2;

A is chosen from $-C(O)OR_9$, $-OP(O)(OR_9)_2$, $-P(O)(OR_9)_2$, $-S(O)_2OR_9$, $-P(O)(R_9)OR_9$ and 1*H*-tetrazol-5-yl; and R_9 is chosen from hydrogen and C_{1-6} alkyl;

10 X is a bond or is chosen from C_{1-4} alkylene, $-X_1OX_2-$, $-X_1NR_{10}X_2-$, $-X_1C(O)NR_{10}X_2-$, $-X_1NR_{10}C(O)X_2-$, $-X_1S(O)X_2-$, $-X_1S(O)_2X_2-$, $-X_1SX_2-$ and C_{2-9} heteroarylene; wherein X_1 and X_2 are independently chosen from a bond and C_{1-3} alkylene; R_{10} is chosen from hydrogen and C_{1-6} alkyl; and any heteroarylene of X is optionally substituted by a member of the group chosen from halo and C_{1-6} alkyl;

15 Y is a fused 5,6 or 6,6 hetero bicyclic ring system consisting of at least one aromatic ring, wherein said fused bicyclic ring system of Y can be optionally substituted with 1 to 3 radicals chosen from halo, hydroxy, cyano, nitro, C_{1-6} alkyl, C_{1-6} alkoxy, halo-substituted C_{1-6} alkyl and halo-substituted C_{1-6} alkoxy;

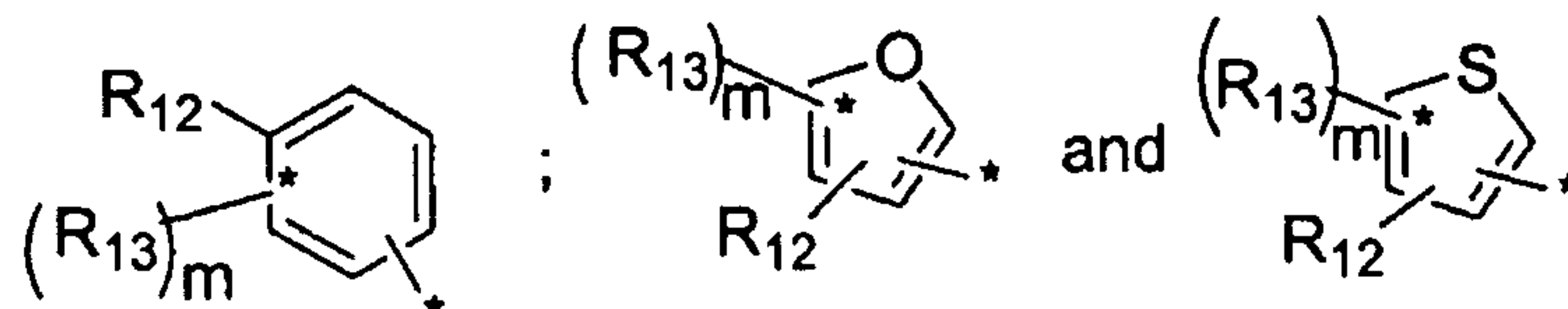
20 R_1 is chosen from C_{6-10} aryl and C_{2-9} heteroaryl; wherein any aryl or heteroaryl of R_1 is optionally substituted by a radical chosen from C_{6-10} aryl C_{0-4} alkyl, C_{2-9} heteroaryl C_{0-4} alkyl, C_{3-8} cycloalkyl C_{0-4} alkyl, C_{3-8} heterocycloalkyl C_{0-4} alkyl or C_{1-6} alkyl; wherein any aryl, heteroaryl, cycloalkyl or heterocycloalkyl group of R_1 can be optionally substituted by 1 to 3 radicals chosen from halo, C_{1-6} alkyl, C_{1-6} alkoxy, halo-substituted- C_{1-6} alkyl and halo-substituted- C_{1-6} alkoxy; and any alkyl group of R_1 can optionally have a methylene replaced
25 by an atom or group chosen from $-S-$, $-S(O)-$, $-S(O)_2-$, $-NR_{10}-$ and $-O-$; wherein R_{10} is chosen from hydrogen or C_{1-6} alkyl;

R_2 , R_3 , R_5 , R_6 , R_7 and R_8 are independently chosen from hydrogen, C_{1-6} alkyl, halo, hydroxy, C_{1-6} alkoxy, halo-substituted C_{1-6} alkyl and halo-substituted C_{1-6} alkoxy;

21489-10387

Formula I, respectively; and Y can be optionally substituted with 1 to 3 radicals chosen from halo, hydroxy, cyano, nitro, C₁₋₆alkyl, C₁₋₆alkoxy, halo-substituted C₁₋₆alkyl and halo-substituted C₁₋₆alkoxy.

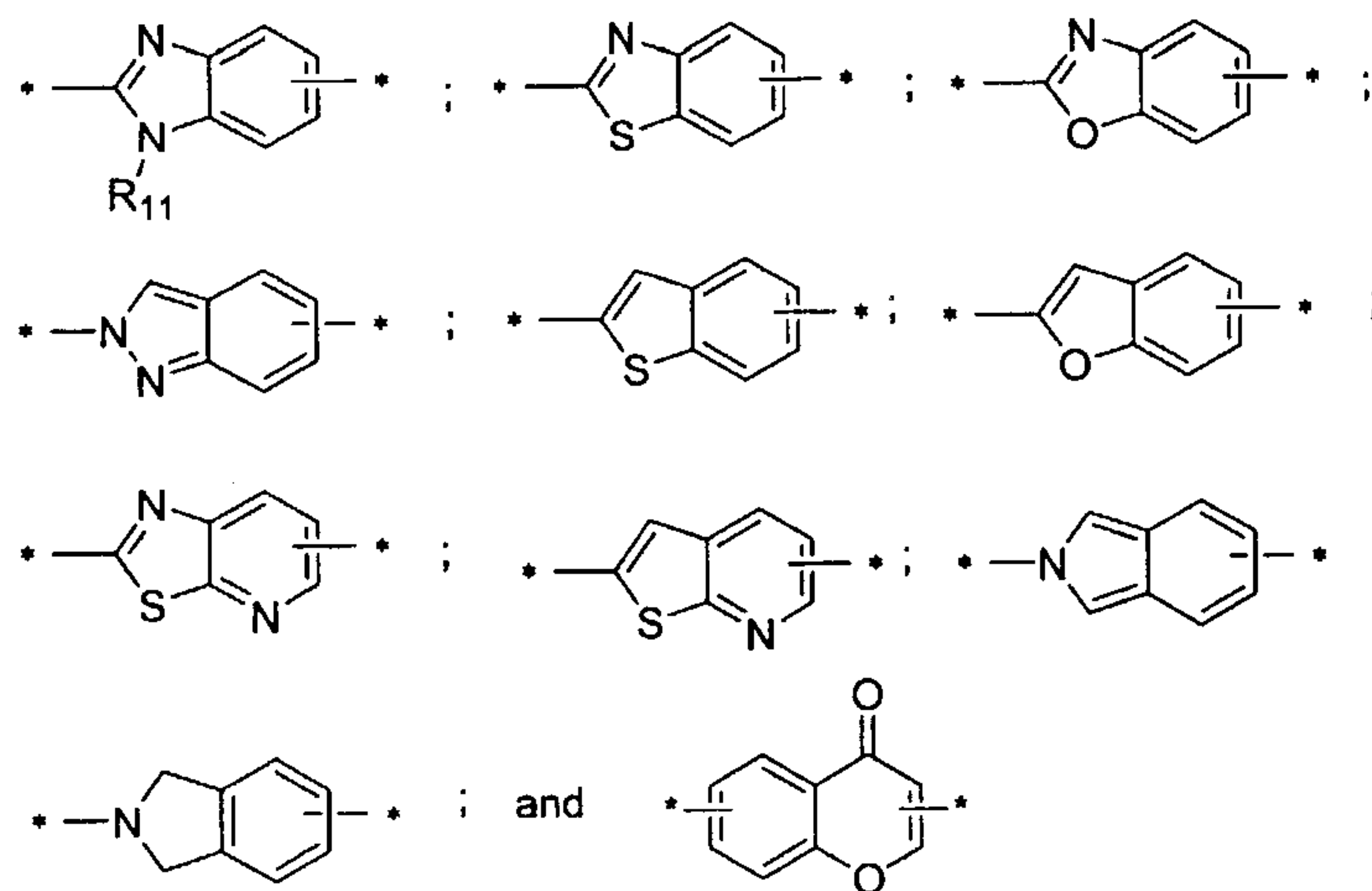
4. The compound of claim 1, or a pharmaceutically acceptable salt, hydrate,
5 solvate or isomer thereof, in which R₁ is chosen from:



- wherein the asterisk is the point of attachment of R₁ with X; m is chosen from 1 and 2; R₁₂ is hydrogen, C₆₋₁₀arylC₀₋₄alkyl, C₂₋₉heteroarylC₀₋₄alkyl, C₃₋₈cycloalkylC₀₋₄alkyl, C₃₋₈heterocycloalkylC₀₋₄alkyl or C₁₋₆alkyl; wherein any aryl, heteroaryl, cycloalkyl or
10 heterocycloalkyl group of R₁₂ can be optionally substituted by one to three radicals chosen from halo, C₁₋₆alkyl, C₁₋₆alkoxy, halo-substituted-C₁₋₆alkyl and halo-substituted-C₁₋₆alkoxy; and any alkyl group of R₁₂ can optionally have a methylene replaced by an atom or group chosen from -S-, -S(O)-, -S(O)₂-, -NR₁₀- and -O-; wherein R₁₀ is hydrogen or C₁₋₆alkyl; and
15 R₁₃ is chosen from halo, C₁₋₆alkyl, C₁₋₆alkoxy, halo-substituted-C₁₋₆alkyl and halo-substituted-C₁₋₆alkoxy.

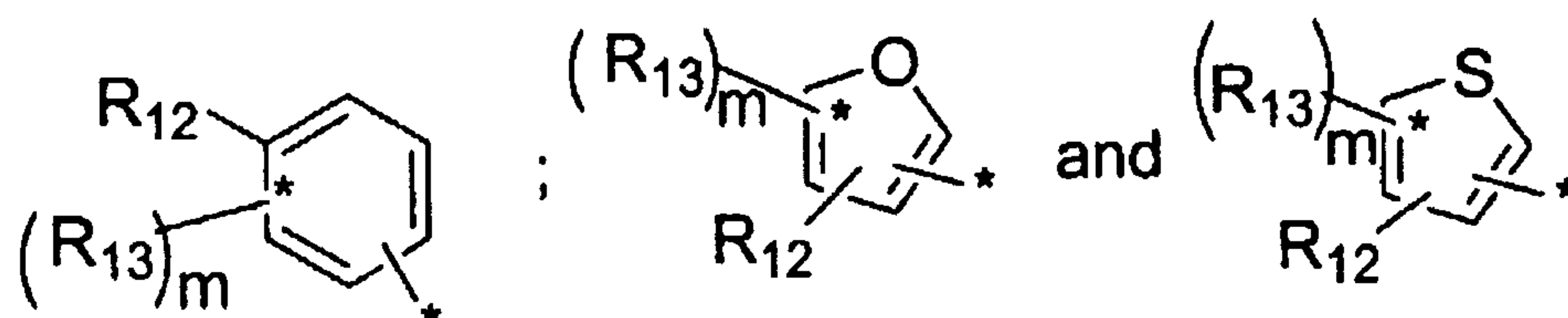
5. The compound of claim 1, or a pharmaceutically acceptable salt, hydrate, solvate or isomer thereof, in which A is -C(O)OH; R₂, R₃, R₅, R₆ and R₈ are hydrogen; R₇ is chosen from hydrogen and fluoro; R₄ is chosen from hydrogen and C₁₋₆alkyl; or R₇ and R₄ together with the atoms to which R₇ and R₄ are attached forms azetidine.
- 20 6. The compound of claim 5, or a pharmaceutically acceptable salt, hydrate, solvate or isomer thereof, in which Y is chosen from:

21489-10387



wherein R_{11} is hydrogen or C_{1-6} alkyl; and the left and right asterisks of Y indicate the point of attachment between either $-C(R_2)(R_3)-$ and X of Formula I or between X and $-C(R_2)(R_3)-$ of Formula I, respectively; and Y can be optionally substituted with 1 to 3 radicals chosen from chloro, fluoro, methyl, ethyl, cyano and bromo.

7. The compound of claim 6, or a pharmaceutically acceptable salt, hydrate, solvate or isomer thereof, in which X is chosen from a bond, $-NH-$ and $-N(CH_3)-$; and R_1 is chosen from:



wherein m is chosen from 1 and 2; R_{12} is hydrogen, phenyl, piperidinyl, 2-methyl-butyl, 3-methyl-butyl, cyclohexyl, cyclohexyl-oxy, cyclopentyl-oxy, *sec*-butoxy, tetrahydropyranyl, phenoxy, benzo[1,3]dioxolyl, naphthyl, 2,2-dimethyl-pentyl, butyl, benzo[b]furanyl, benzyl, phenethyl, phenyl-ethenyl, 1-phenyl-ethyl and cyclopropyl; wherein any aryl, heteroaryl, cycloalkyl or heterocycloalkyl group of R_{12} can be optionally substituted by one to three radicals chosen from fluoro, isobutyl, 2-methyl-butyl, trifluoromethyl, chloro, methyl, trifluoromethoxy and methoxy; and R_{13} is chosen from trifluoromethyl, trifluoromethoxy, methyl, fluoro, chloro and methoxy.

8. The compound of claim 7, or a pharmaceutically acceptable salt, hydrate, solvate or isomer thereof, which is: 3-[[2-(2-trifluoromethyl-biphenyl-

21489-10387

4-yl)-benzo[b]thiophen-5-ylmethyl]-amino}-propionic acid, 3-{{2-(4-piperidin-1-yl-3-trifluoromethyl-phenyl)-benzo[b]thiophen-5-ylmethyl]-amino}-propionic acid, 3-{{2-(2-Trifluoromethyl-biphenyl-4-yl)-thieno[2,3-b]pyridin-5-ylmethyl]-amino}-propionic acid, 3-
5 {{2-(2-Trifluoromethyl-biphenyl-4-yl)-benzo[b]thiophen-6-ylmethyl]-amino}-propionic acid, 3-{{2-(2-Trifluoromethyl-biphenyl-4-yl)-2,3-dihydro-1H-isoindol-5-ylmethyl]-amino}-propionic acid, 3-{{2-(2-Trifluoromethyl-biphenyl-4-yl)-benzooxazol-5-ylmethyl]-amino}-propionic acid, 1-[2-(4-Isobutyl-3-trifluoromethyl-phenyl)-benzooxazol-6-ylmethyl]-azetidine-3-carboxylic acid, 3-{{2-(2-Trifluoromethyl-biphenyl-4-yl)-benzofuran-5-ylmethyl]-amino}-propionic acid, 3-{{2-(2-Trifluoromethyl-biphenyl-4-yl)-benzothiazol-6-ylmethyl]-amino}-propionic acid, 3-{{3-Chloro-2-(2-trifluoromethyl-biphenyl-4-yl)-benzo[b]thiophen-5-ylmethyl]-amino}-propionic acid, 1-[2-(2-Trifluoromethyl-biphenyl-4-yl)-benzo[b]thiophen-5-ylmethyl]-azetidine-3-carboxylic acid, 3-{{2-(2'-Fluoro-2-trifluoromethyl-biphenyl-4-yl)-benzo[b]thiophen-5-ylmethyl]-amino}-propionic acid, 3-{{2-(5-Fluoro-2-trifluoromethyl-biphenyl-4-yl)-benzo[b]thiophen-6-ylmethyl]-amino}-propionic acid, 3-{{3-Fluoro-2-(2-trifluoromethyl-biphenyl-4-yl)-benzo[b]thiophen-5-ylmethyl]-amino}-propionic acid, 3-{{2-(4-Cyclohexyl-3-trifluoromethyl-phenyl)-benzo[b]thiophen-5-ylmethyl]-amino}-propionic acid, 3-{{4-Chloro-2-(2-trifluoromethyl-biphenyl-4-yl)-benzo[b]thiophen-5-ylmethyl]-amino}-propionic acid, 1-[2-(4-Cyclohexyl-3-trifluoromethyl-phenyl)-benzo[b]thiophen-5-ylmethyl]-azetidine-3-carboxylic acid, 3-{{6-Methoxy-2-(2-trifluoromethyl-biphenyl-4-yl)-benzo[b]thiophen-5-ylmethyl]-amino}-propionic acid, 3-{{6-Chloro-2-(2-trifluoromethyl-biphenyl-4-yl)-benzo[b]thiophen-5-ylmethyl]-amino}-propionic acid, 3-{{2-(4-Cyclopentyloxy-3-trifluoromethyl-phenyl)-benzo[b]thiophen-5-ylmethyl]-amino}-propionic acid, 3-{{2-(4-sec-Butoxy-3-trifluoromethyl-phenyl)-benzo[b]thiophen-5-ylmethyl]-amino}-propionic acid, 3-{{2-(4-sec-Butyl-3-trifluoromethyl-phenyl)-benzo[b]thiophen-5-ylmethyl]-amino}-propionic acid, 3-{{2-(4-Isobutyl-3-trifluoromethyl-phenyl)-benzo[b]thiophen-5-ylmethyl]-amino}-propionic acid, 3-{{2-(4-Cyclohexyloxy-3-trifluoromethyl-phenyl)-benzo[b]thiophen-5-ylmethyl]-amino}-propionic acid, 3-{{2-[4-(Tetrahydro-pyran-4-yl)-3-trifluoromethyl-phenyl]-benzo[b]thiophen-5-ylmethyl]-amino}-propionic acid, 3-{{3-Methyl-2-(2-trifluoromethyl-biphenyl-4-yl)-benzo[b]thiophen-5-ylmethyl]-amino}-propionic acid, 3-{{3-Cyano-2-(2-

21489-10387

trifluoromethyl-biphenyl-4-yl)-benzo[b]thiophen-5-ylmethyl]-amino}-propionic acid, 3-{{3-
 Bromo-2-(2-trifluoromethyl-biphenyl-4-yl)-benzo[b]thiophen-5-ylmethyl]-amino}-propionic
 acid, 3-{{2-(3-Fluoro-5-trifluoromethyl-phenyl)-benzo[b]thiophen-5-ylmethyl]-amino}-
 propionic acid, 3-{{2-(2-Fluoro-3-trifluoromethyl-phenyl)-benzo[b]thiophen-5-ylmethyl]-
 amino}-propionic acid, 3-{{2-(2-Trifluoromethyl-phenyl)-benzo[b]thiophen-5-ylmethyl]-
 amino}-propionic acid, 1-[2-(2-Trifluoromethyl-biphenyl-4-yl)-benzo[b]thiophen-4-
 ylmethyl]-azetidine-3-carboxylic acid, 3-{{2-(4-Chloro-3-trifluoromethyl-phenyl)-
 benzo[b]thiophen-5-ylmethyl]-amino}-propionic acid, 3-{{2-(2-Trifluoromethyl-biphenyl-4-
 yl)-benzo[b]thiophen-4-ylmethyl]-amino}-propionic acid, 3-{{2-(2,5-Bis-trifluoromethyl-
 phenyl)-benzo[b]thiophen-5-ylmethyl]-amino}-propionic acid, 3-{{2-(2-Methyl-5-
 trifluoromethyl-phenyl)-benzo[b]thiophen-5-ylmethyl]-amino}-propionic acid, 3-{{2-(2-Phenyl-
 benzo[b]thiophen-5-ylmethyl)-amino]-propionic acid, 3-{{2-(4-Methyl-3-trifluoromethyl-
 phenyl)-benzo[b]thiophen-5-ylmethyl]-amino}-propionic acid, 1-[2-(3-Trifluoromethyl-
 phenyl)-benzo[b]thiophen-5-ylmethyl]-azetidine-3-carboxylic acid, 3-{{2-(4-Fluoro-3-
 trifluoromethyl-phenyl)-benzo[b]thiophen-5-ylmethyl]-amino}-propionic acid, 2-Fluoro-3-
 {{2-(3-trifluoromethyl-phenyl)-benzo[b]thiophen-5-ylmethyl]-amino}-propionic acid, 3-{{2-
 (3,5-Bis-trifluoromethyl-phenyl)-benzo[b]thiophen-5-ylmethyl]-amino}-propionic acid, 3-
 {{2-(4-Trifluoromethoxy-phenyl)-benzo[b]thiophen-5-ylmethyl]-amino}-propionic acid, 1-
 [2-(2-Fluoro-5-trifluoromethyl-phenyl)-benzo[b]thiophen-5-ylmethyl]-azetidine-3-
 carboxylic acid, 3-{{2-(2-Chloro-5-trifluoromethyl-phenyl)-benzo[b]thiophen-5-ylmethyl]-
 amino}-propionic acid, 3-{{2-(3-Trifluoromethyl-phenyl)-benzo[b]thiophen-5-ylmethyl]-
 amino}-propionic acid, 1-[2-(3-Trifluoromethyl-phenyl)-benzo[b]thiophen-5-ylmethyl]-
 pyrrolidine-3-carboxylic acid, 3-{{2-(2-Fluoro-5-trifluoromethyl-phenyl)-benzo[b]thiophen-
 5-ylmethyl]-amino}-propionic acid, 3-{{2-(4-Trifluoromethyl-phenyl)-benzo[b]thiophen-5-
 ylmethyl]-amino}-propionic acid, 3-{{2-(4-Methoxy-3-trifluoromethyl-phenyl)-
 benzo[b]thiophen-5-ylmethyl]-amino}-propionic acid, 3-{{2-(2-Methoxy-5-trifluoromethyl-
 phenyl)-benzo[b]thiophen-5-ylmethyl]-amino}-propionic acid, 3-{{3-(2-Trifluoromethyl-
 biphenyl-4-yl)-benzo[b]thiophen-5-ylmethyl]-amino}-propionic acid, 3-{{5-(2-
 Trifluoromethyl-biphenyl-4-yl)-benzo[b]thiophen-2-ylmethyl]-amino}-propionic acid, 3-
 {{5-(4-Cyclohexyl-3-trifluoromethyl-phenyl)-benzo[b]thiophen-2-ylmethyl]-amino}-
 propionic acid, 3-{{3-Chloro-5-(2-trifluoromethyl-biphenyl-4-yl)-benzo[b]thiophen-2-

21489-10387

ylmethyl]-amino}-propionic acid, 1-[5-(2-Trifluoromethyl-biphenyl-4-yl)-benzo[b]thiophen-
 2-ylmethyl]-azetidine-3-carboxylic acid, 3-{{3-Bromo-5-(2-trifluoromethyl-biphenyl-4-yl)-
 benzo[b]thiophen-2-ylmethyl]-amino}-propionic acid, 3-{{2-(2'-Fluoro-2-trifluoromethyl-
 biphenyl-4-yl)-benzooxazol-5-ylmethyl]-amino}-propionic acid, 3-{{2-(3'-Fluoro-2-
 5 trifluoromethyl-biphenyl-4-yl)-benzooxazol-5-ylmethyl]-amino}-propionic acid, 3-{{2-(2'-
 Chloro-2-trifluoromethyl-biphenyl-4-yl)-benzooxazol-5-ylmethyl]-amino}-propionic acid,
 3-{{2-(4-Phenoxy-3-trifluoromethyl-phenyl)-benzooxazol-5-ylmethyl]-amino}-propionic
 acid, 3-{{2-(2'-Fluoro-2-trifluoromethyl-biphenyl-4-yl)-benzooxazol-6-ylmethyl]-amino}-
 propionic acid, 3-{{2-(4-Cyclohexyl-3-trifluoromethyl-phenyl)-benzooxazol-6-ylmethyl]-
 10 amino}-propionic acid, 3-{{2-(2-Trifluoromethyl-biphenyl-4-yl)-benzooxazol-6-ylmethyl]-
 amino}-propionic acid, 3-{{2-(5'-Fluoro-2'-methyl-2-trifluoromethyl-biphenyl-4-yl)-
 benzooxazol-6-ylmethyl]-amino}-propionic acid, 2-Fluoro-3-{{2-(2'-fluoro-2-
 trifluoromethyl-biphenyl-4-yl)-benzooxazol-6-ylmethyl]-amino}-propionic acid, 3-{{5,7-
 Dichloro-2-(2-trifluoromethyl-biphenyl-4-yl)-benzooxazol-6-ylmethyl]-amino}-propionic
 15 acid, 3-{{2-(3'-Chloro-2-trifluoromethyl-biphenyl-4-yl)-benzooxazol-6-ylmethyl]-amino}-
 propionic acid, 3-{{5-Chloro-2-(2-trifluoromethyl-biphenyl-4-yl)-benzooxazol-6-ylmethyl]-
 amino}-propionic acid, 3-{{5-Bromo-2-(2-trifluoromethyl-biphenyl-4-yl)-benzooxazol-6-
 ylmethyl]-amino}-propionic acid, 3-{{2-(4-Isobutyl-3-trifluoromethyl-phenyl)-benzooxazol-
 6-ylmethyl]-amino}-propionic acid, 3-{{2-(4-Benzo[1,3]dioxol-5-yl-3-trifluoromethyl-
 20 phenyl)-benzooxazol-6-ylmethyl]-amino}-propionic acid, 3-{{2-(4-Cyclohexyl-3-fluoro-
 phenyl)-benzooxazol-6-ylmethyl]-amino}-propionic acid, 3-{{2-(2-Fluoro-biphenyl-4-yl)-
 benzooxazol-6-ylmethyl]-amino}-propionic acid, 3-{{2-(3'-Chloro-4'-fluoro-2-
 trifluoromethyl-biphenyl-4-yl)-benzooxazol-6-ylmethyl]-amino}-propionic acid, 3-{{2-(4-
 sec-Butyl-3-trifluoromethyl-phenyl)-benzooxazol-6-ylmethyl]-amino}-propionic acid, 3-{{5-
 25 Ethyl-2-(2-trifluoromethyl-biphenyl-4-yl)-benzooxazol-6-ylmethyl]-amino}-propionic acid,
 3-{{2-(4-Naphthalen-2-yl-3-trifluoromethyl-phenyl)-benzooxazol-6-ylmethyl]-amino}-
 propionic acid, 1-{2-[4-(2,2-Dimethyl-propyl)-3-trifluoromethyl-phenyl]-benzooxazol-6-
 ylmethyl}-azetidine-3-carboxylic acid, 3-{{2-(4-Butyl-3-trifluoromethyl-phenyl)-
 benzooxazol-6-ylmethyl]-amino}-propionic acid, 3-{{2-(4-Benzofuran-2-yl-3-
 30 trifluoromethyl-phenyl)-benzooxazol-6-ylmethyl]-amino}-propionic acid, 3-({2-[4-(2,6-
 Difluoro-benzyl)-3-trifluoromethyl-phenyl]-benzooxazol-6-ylmethyl]-amino)-propionic

21489-10387

acid, 3-{{2-(4-Phenethyl-3-trifluoromethyl-phenyl)-benzooxazol-6-ylmethyl]-amino}-
propionic acid, 3-{{2-(4-Styryl-3-trifluoromethyl-phenyl)-benzooxazol-6-ylmethyl]-amino}-
propionic acid, 3-{{2-[4-(1-Phenyl-ethyl)-3-trifluoromethyl-phenyl]-benzooxazol-6-
ylmethyl]-amino}-propionic acid, 3-{{2-(5'-Fluoro-2'-methoxy-2-trifluoromethyl-biphenyl-
5 4-yl)-benzooxazol-6-ylmethyl]-methyl-amino}-propionic acid, 3-{{2-(5'-Fluoro-2'-methoxy-
2-trifluoromethyl-biphenyl-4-yl)-benzooxazol-6-ylmethyl]-amino}-propionic acid, 3-{{2-(3-
Trifluoromethyl-phenyl)-benzooxazol-6-ylmethyl]-amino}-propionic acid, 3-{{2-(4-tert-
Butyl-phenyl)-benzooxazol-6-ylmethyl]-amino}-propionic acid, 1-[2-(2-Fluoro-5-
trifluoromethyl-phenyl)-benzooxazol-6-ylmethyl]-azetidine-3-carboxylic acid, 3-{{5-Chloro-
10 2-(3-trifluoromethyl-phenyl)-benzooxazol-6-ylmethyl]-amino}-propionic acid, 1-[2-(2-
Fluoro-5-trifluoromethyl-phenyl)-benzooxazol-5-ylmethyl]-azetidine-3-carboxylic acid, 1-
[2-(2-Fluoro-5-trifluoromethyl-phenyl)-benzofuran-5-ylmethyl]-azetidine-3-carboxylic acid,
3-{{2-(4-Chloro-3-trifluoromethyl-phenyl)-benzooxazol-6-ylmethyl]-amino}-propionic acid,
3-{{2-(4-Cyclopropyl-3-trifluoromethyl-phenyl)-benzooxazol-6-ylmethyl]-amino}-propionic
15 acid, 3-{{2-(4-Fluoro-phenyl)-benzooxazol-6-ylmethyl]-amino}-propionic acid, 3-{{2-(3-
Fluoro-phenyl)-benzooxazol-6-ylmethyl]-amino}-propionic acid, 3-{{2-(2-Fluoro-phenyl)-
benzooxazol-6-ylmethyl]-amino}-propionic acid, 3-{{2-(4-Cyclohexyl-3-trifluoromethyl-
phenyl)-benzofuran-5-ylmethyl]-amino}-propionic acid, 3-{{2-(4-Cyclohexyl-3-
trifluoromethyl-phenyl)-2,3-dihydro-1H-isoindol-5-ylmethyl]-amino}-propionic acid, 3-{{2-
20 (4-Cyclohexyl-3-trifluoromethyl-phenyl)-2H-isoindol-5-ylmethyl]-amino}-propionic acid,
3-{{2-(2-Trifluoromethyl-biphenyl-4-yl)-benzothiazol-5-ylmethyl]-amino}-propionic acid,
3-{{2-(2-Trifluoromethyl-biphenyl-4-yl)-benzothiazol-7-ylmethyl]-amino}-propionic acid,
3-{{2-(3-Trifluoromethyl-phenyl)-benzothiazol-7-ylmethyl]-amino}-propionic acid, 3-{{2-
(2-Trifluoromethyl-biphenyl-4-yl)-2H-indazol-6-ylmethyl]-amino}-propionic acid, 3-{{2-(5-
25 Fluoro-2-trifluoromethyl-biphenyl-4-yl)-2H-indazol-6-ylmethyl]-amino}-propionic acid, 1-
[2-(5-Fluoro-2-trifluoromethyl-biphenyl-4-yl)-2H-indazol-6-ylmethyl]-azetidine-3-
carboxylic acid, 1-[2-(2-Trifluoromethyl-biphenyl-4-yl)-1H-benzoimidazol-5-ylmethyl]-
azetidine-3-carboxylic acid, 3-{{3-Methyl-2-(2-trifluoromethyl-biphenyl-4-yl)-3H-
benzoimidazol-5-ylmethyl]-amino}-propionic acid, 3-{{1-Methyl-2-(2-trifluoromethyl-
30 biphenyl-4-yl)-1H-benzoimidazol-5-ylmethyl]-amino}-propionic acid, 3-{{2-(2-
Trifluoromethyl-biphenyl-4-ylmethyl)-2,3-dihydro-1H-isoindol-5-ylmethyl]-amino}-

21489-10387

propionic acid, 3-{{2-(2-Trifluoromethyl-biphenyl-4-ylamino)-benzooxazol-5-ylmethyl}-amino}-propionic acid, 3-{{2-[Methyl-(2-trifluoromethyl-biphenyl-4-yl)-amino]-benzooxazol-5-ylmethyl}-amino}-propionic acid, 3-{{4-Oxo-2-(2-trifluoromethyl-biphenyl-4-yl)-4H-chromen-7-ylmethyl}-amino}-propionic acid, 3-{{4-Oxo-2-(2-trifluoromethyl-biphenyl-4-yl)-4H-chromen-6-ylmethyl}-amino}-propionic acid or 1-[4-Oxo-2-(2-trifluoromethyl-biphenyl-4-yl)-4H-chromen-6-ylmethyl]-azetidone-3-carboxylic acid.

9. A pharmaceutical composition comprising a compound of any one of claims 1 to 8, or a pharmaceutically acceptable salt, hydrate, solvate or isomer thereof, in combination with a pharmaceutically acceptable excipient.

10. The pharmaceutical composition of claim 9 for use in the treatment of a disease in an animal in which alteration of EDG/S1P receptor mediated signal transduction can prevent, inhibit or ameliorate the pathology and/or symptomology of the disease.

11. The pharmaceutical composition of claim 9 for use in prevention or treatment of a disorder or disease mediated by lymphocytes, for use in the prevention or treatment of acute or chronic transplant rejection or T-cell mediated inflammatory or autoimmune disease, for use in the inhibition or control of deregulated angiogenesis, or for use in the prevention or treatment of a disease mediated by a neo-angiogenesis process or associated with deregulated angiogenesis in a subject.

12. Use of a compound of any one of claims 1 to 8, or a pharmaceutically acceptable salt, hydrate, solvate or isomer thereof, in the manufacture of a medicament for treating a disease in an animal in which alteration of EDG/S1P receptor mediated signal transduction contributes to the pathology and/or symptomology of the disease.

13. Use of a compound of any one of claims 1 to 8, or a pharmaceutically acceptable salt, hydrate, solvate or isomer thereof, in the manufacture of a medicament for the prevention or treatment of acute or chronic transplant rejection or

21489-10387

T-cell mediated inflammatory or autoimmune diseases, for the inhibition or control of deregulated angiogenesis, or for the prevention or treatment of a disease mediated by a neo-angiogenesis process or associated with deregulated angiogenesis in a subject.

5 14. Use of a compound of any one of claims 1 to 8, or a pharmaceutically acceptable salt, hydrate, solvate or isomer thereof, for treating a disease in an animal in which alteration of EDG/S1P receptor mediated signal transduction contributes to the pathology and/or symptomology of the disease.

10 15. Use of a compound of any one of claims 1 to 8, or a pharmaceutically acceptable salt, hydrate, solvate or isomer thereof, for the prevention or treatment of acute or chronic transplant rejection or T-cell mediated inflammatory or autoimmune diseases, for the inhibition or control of deregulated angiogenesis, or for the prevention or treatment of a disease mediated by a neo-angiogenesis process or associated with deregulated angiogenesis in a subject.