



US00D455777S

(12) **United States Design Patent**
Beckstrom et al.

(10) **Patent No.:** **US D455,777 S**

(45) **Date of Patent:** **** Apr. 16, 2002**

(54) **TABLETOP FOLDER/INSERTER**

(75) **Inventors:** **David W. Beckstrom**, Milford; **Charles W. Klein**, Stratford; **Joseph B. Sugrue**, Fairfield, all of CT (US)

D361,780 S * 8/1995 Jenkins D18/51
D362,679 S * 9/1995 Meister, Jr. D18/99
D377,766 S * 2/1997 Hidaka et al. D18/3.3
D414,798 S * 10/1999 Brooks et al. D18/51
D421,453 S * 3/2000 Thrailkill et al. D18/51
D427,623 S * 7/2000 Kuwada et al. D18/3.1
D439,604 S * 3/2001 Takagi et al. D18/3.3

(73) **Assignee:** **Pitney Bowes Inc.**, Stamford, CT (US)

(**) **Term:** **14 Years**

* cited by examiner

(21) **Appl. No.:** **29/143,308**

Primary Examiner—Caron D. Veynar

(22) **Filed:** **Jun. 11, 2001**

(74) *Attorney, Agent, or Firm*—Karin A. Russo; Angelo N. Chaclas

(51) **LOC (7) Cl.** **18-04**

(57) **CLAIM**

(52) **U.S. Cl.** **D18/34; D18/51; D18/99**

The ornamental design for a tabletop folder/inserter, as shown and described.

(58) **Field of Search** **D18/46, 51, 34, D18/99, 3.1–3.3; D10/97; 53/266.1, 284.3; 156/441.5, 442.1; 270/32, 45, 58.06**

DESCRIPTION

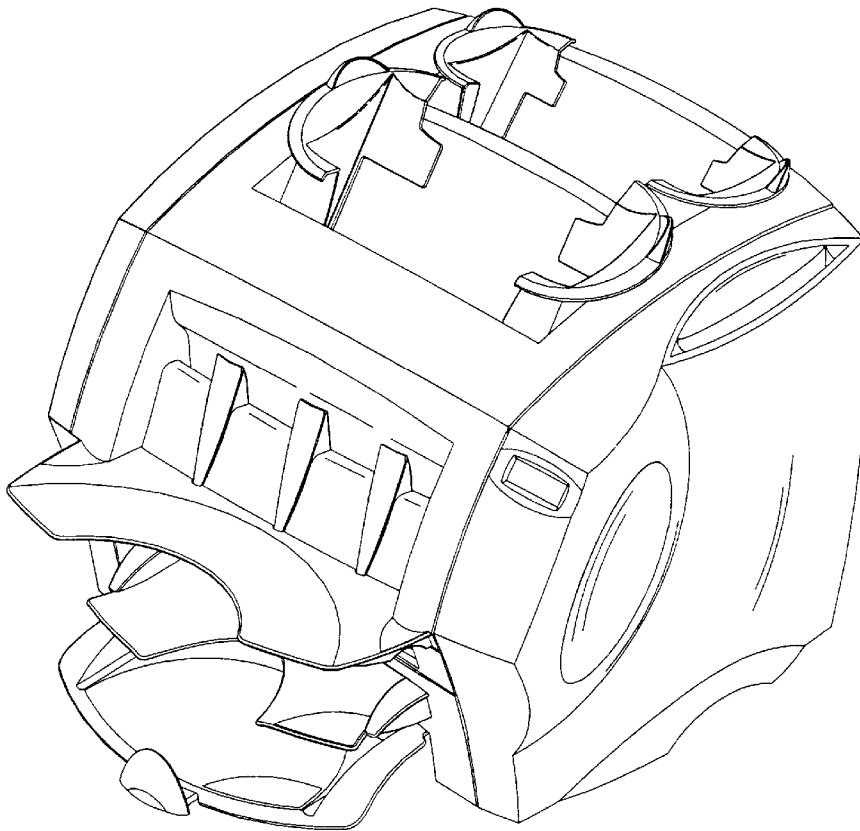
(56) **References Cited**

FIG. 1 is a top, front and right perspective view of a tabletop folder/inserter which incorporates the new design; **FIG. 2** is a top plan view thereof; **FIG. 3** is a front elevational view thereof; **FIG. 4** is a right side view thereof; **FIG. 5** is a left side view thereof; and, **FIG. 6** is a rear elevational view thereof.

U.S. PATENT DOCUMENTS

D164,126 S * 7/1951 O'Neil D18/34
D312,562 S * 12/1990 Söderberg D18/34
D321,533 S * 11/1991 Gough D18/34
D354,765 S * 1/1995 Meister, Jr. D18/99
D354,766 S * 1/1995 Meister, Jr. D18/99
D358,415 S * 5/1995 Klein D18/51

1 Claim, 6 Drawing Sheets



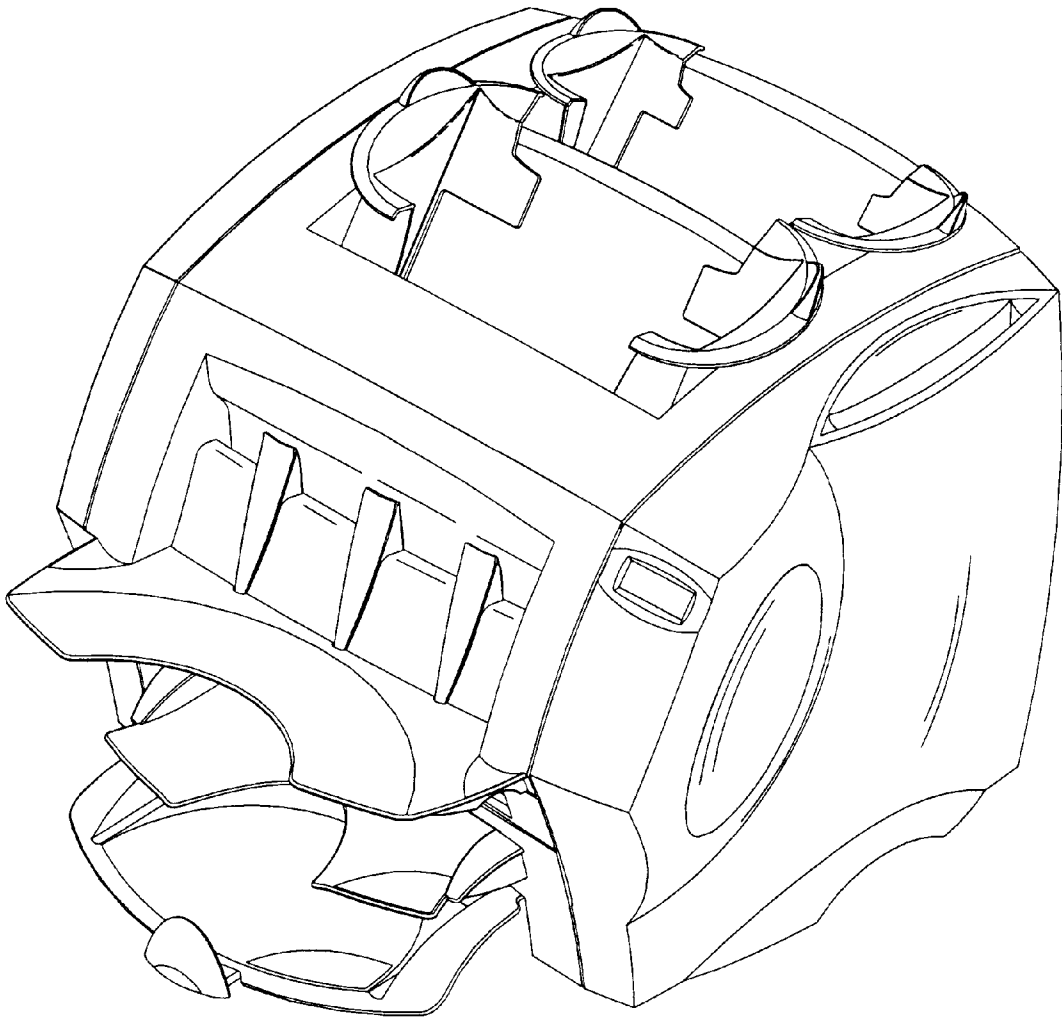


FIG. 1

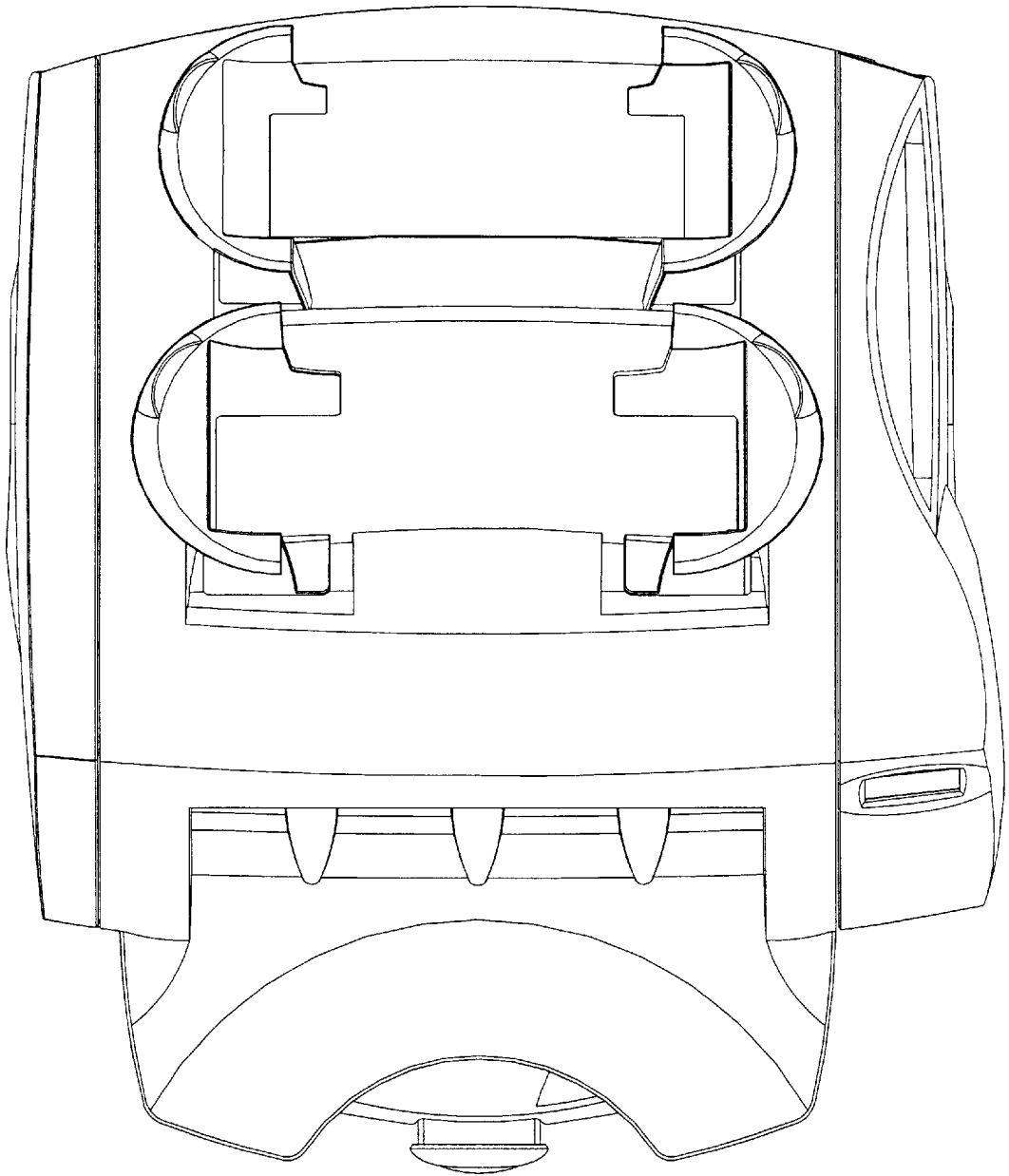


FIG. 2

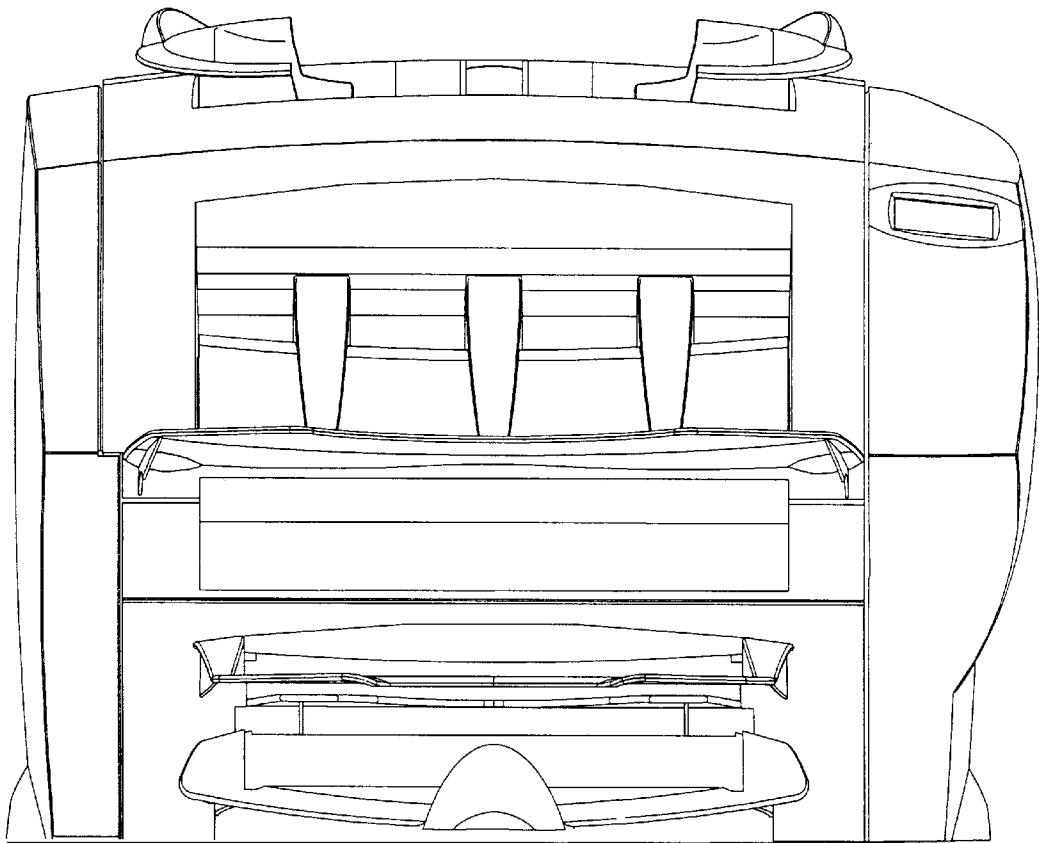


FIG.3

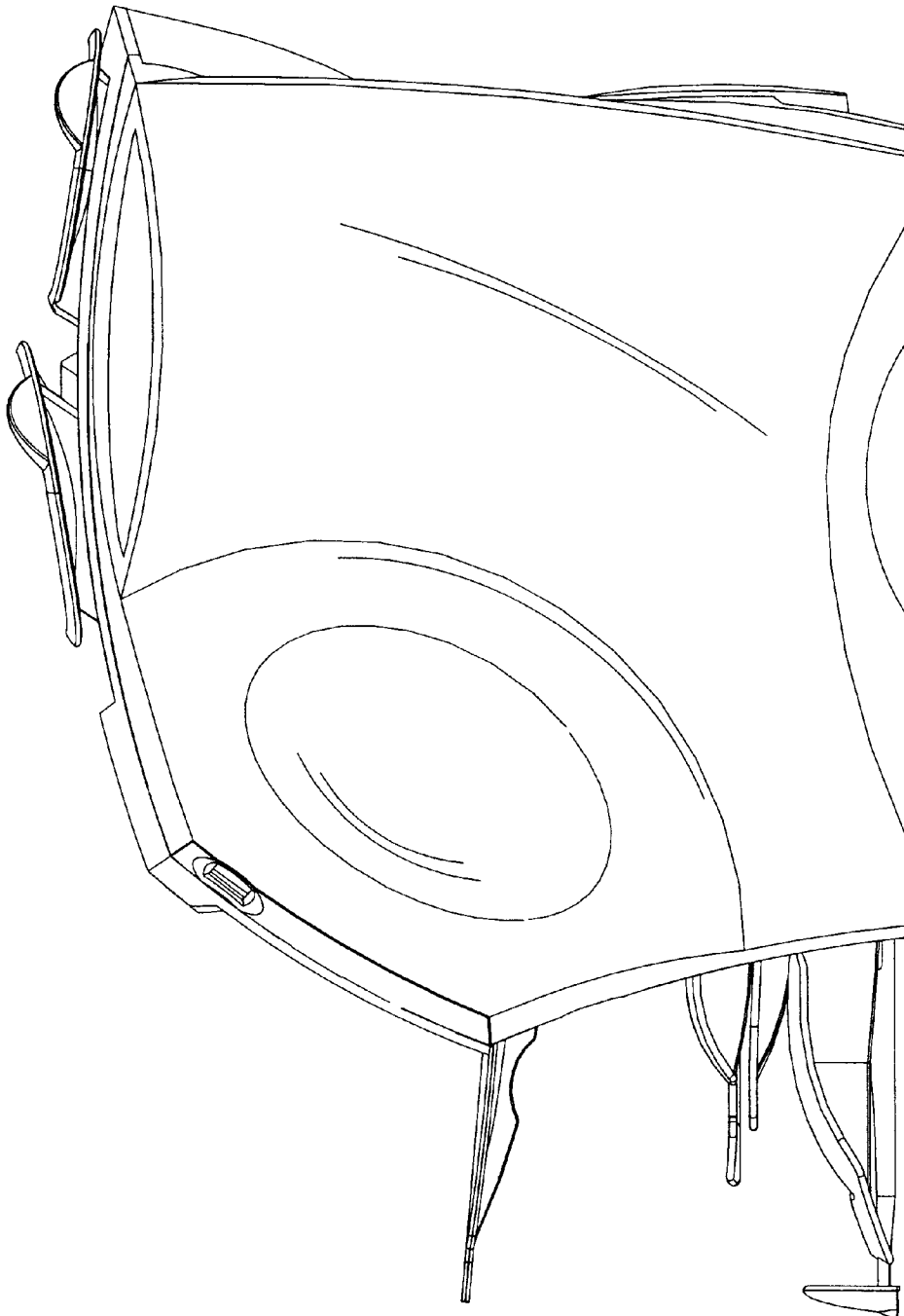


FIG.4

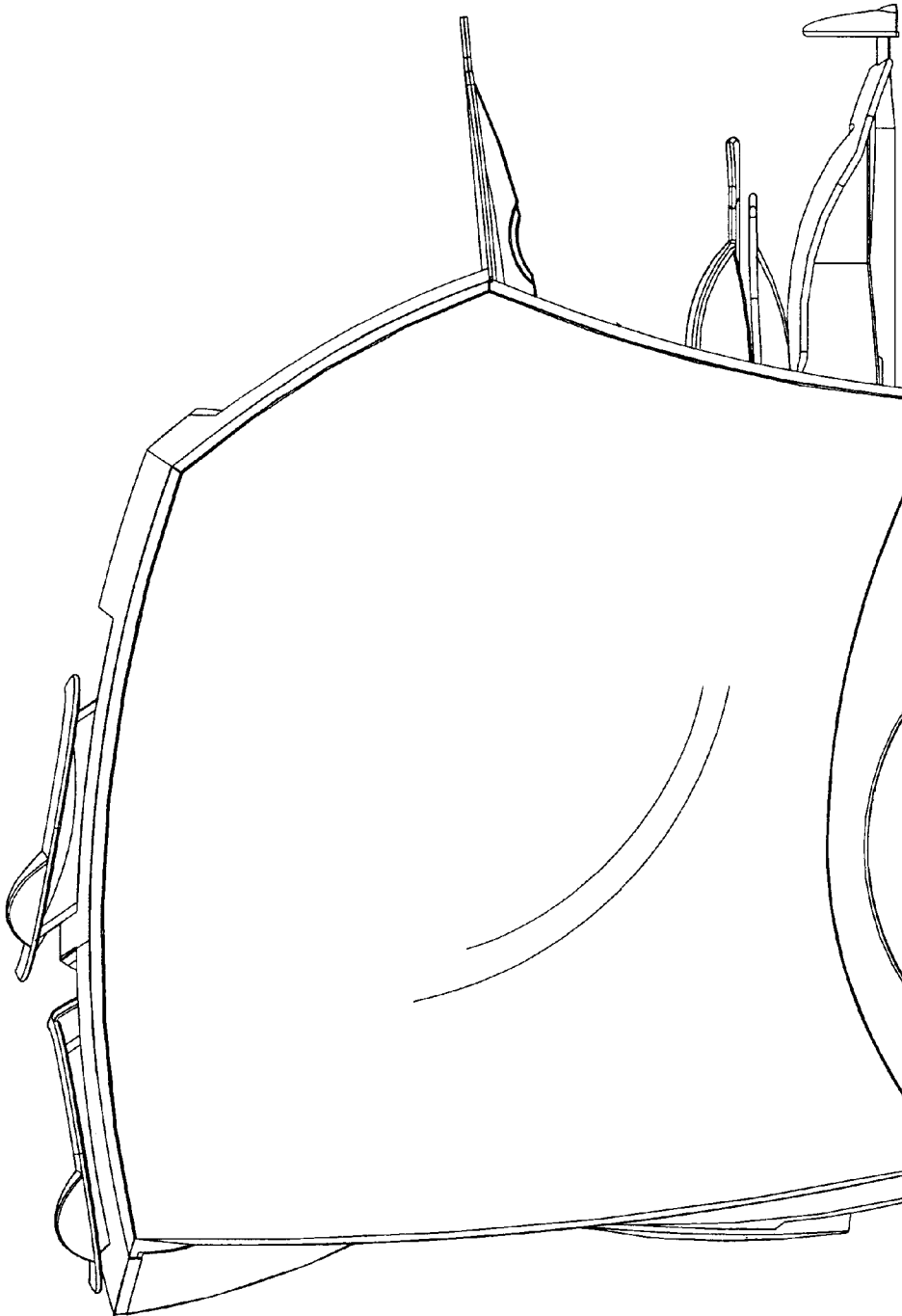


FIG. 5




FIG. 6