



USOOD389861S

United States Patent [19]
Kobayashi et al.

[11] **Patent Number:** **Des. 389,861**
[45] **Date of Patent:** ****Jan. 27, 1998**

[54] **LASER PRINTER**

[75] **Inventors:** **Masahiko Kobayashi; Kenichi Kimura**, both of Suwa, Japan
[73] **Assignee:** **Seiko Epson Corporation**, Tokyo, Japan
[**] **Term:** **14 Years**
[21] **Appl. No.:** **59,162**
[22] **Filed:** **Sep. 4, 1996**

[30] **Foreign Application Priority Data**
Mar. 26, 1996 [JP] Japan 8-8262
[51] **LOC (6) CL** **18-02**
[52] **U.S. Cl.** **D18/55**
[58] **Field of Search** D18/50, 54-55,
D18/19; 400/613, 613.1-613.4, 691-694,
690.1-690.4

[56] **References Cited**
U.S. PATENT DOCUMENTS

D. 340,259	10/1993	Etou et al.	D18/55
D. 343,414	1/1994	Takuda et al.	D18/55
D. 367,882	3/1996	Parsey et al.	D18/55
D. 377,370	1/1997	Escoliedo et al.	D18/55

FOREIGN PATENT DOCUMENTS

59-40890	8/1986	Japan	D18/55
59-52034	8/1986	Japan	D18/50

OTHER PUBLICATIONS

Dell Catalog; p. 16; Epson Laser Printer EPL-8000, top of page; Jul. 1992.
QMS brochure for QMS860 Print System. Apr. 1993.
Business Systems Electrical Communication—vol. 61, No. 3—p. 333; bottom right corner; 9305 Color Matric Printer; 1987.
Tektronix Phaser™ 200 Color Printer brochure; Feb. 1993.
Micro Center advertisement; p. 19; HP Laser Jet 4SI Printer #605121; Aug. 1994.
QMS brochure for QMS 1725 Print System; Apr. 1993.

Primary Examiner—Cathy Anne MacCormac
Attorney, Agent, or Firm—Stroock & Stroock & Lavan LLP

[57] **CLAIM**

The ornamental design for a laser printer, as shown and described.

DESCRIPTION

FIG. 1 is a top plan view of the laser printer in accordance with our new design;
FIG. 2 is a front elevational view thereof;
FIG. 3 is a bottom plan view thereof;
FIG. 4 is a rear elevational view thereof;
FIG. 5 is a right side elevational view thereof;
FIG. 6 is a left side elevational view thereof; and,
FIG. 7 is a perspective view thereof.

1 Claim, 4 Drawing Sheets

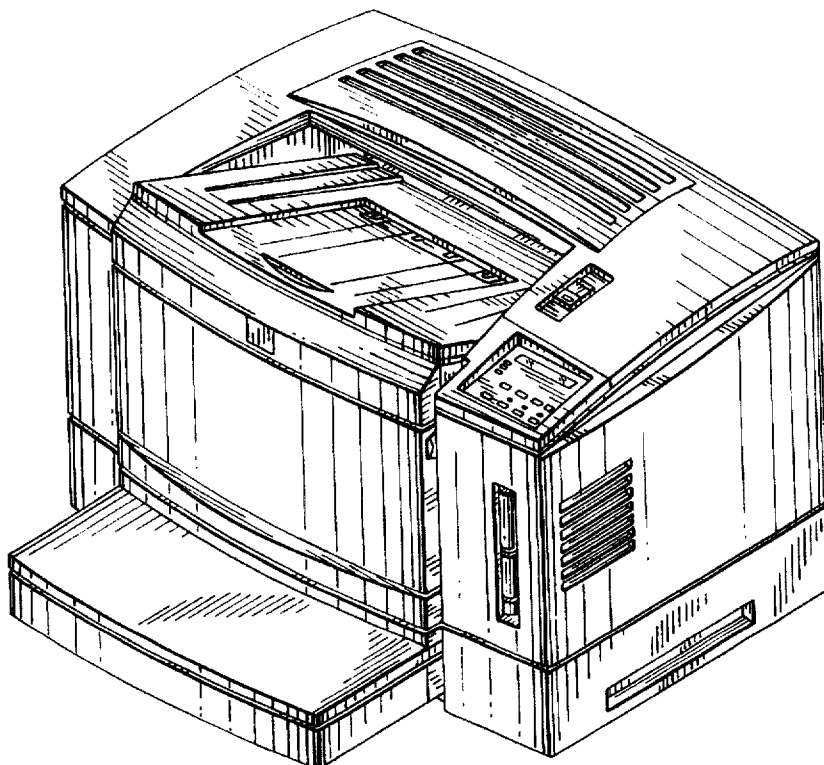


FIG. 1




FIG. 2

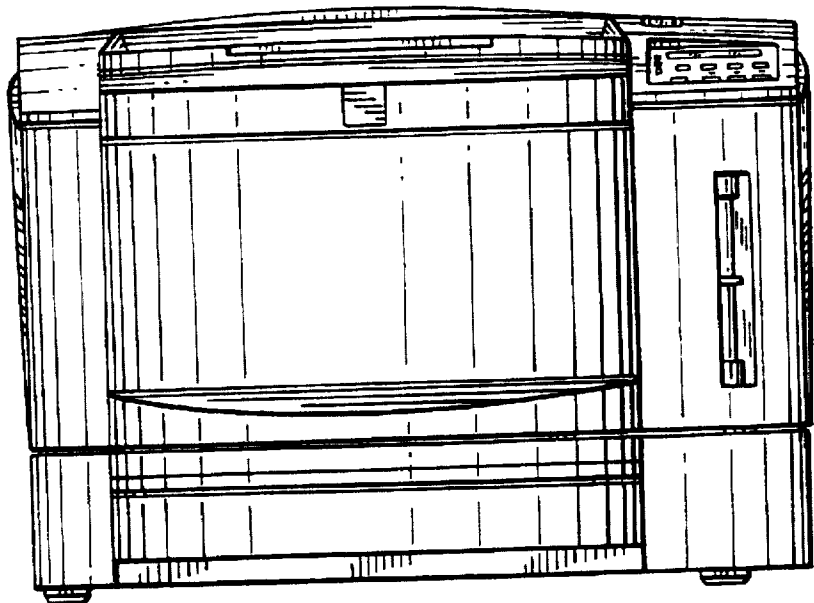


FIG. 3

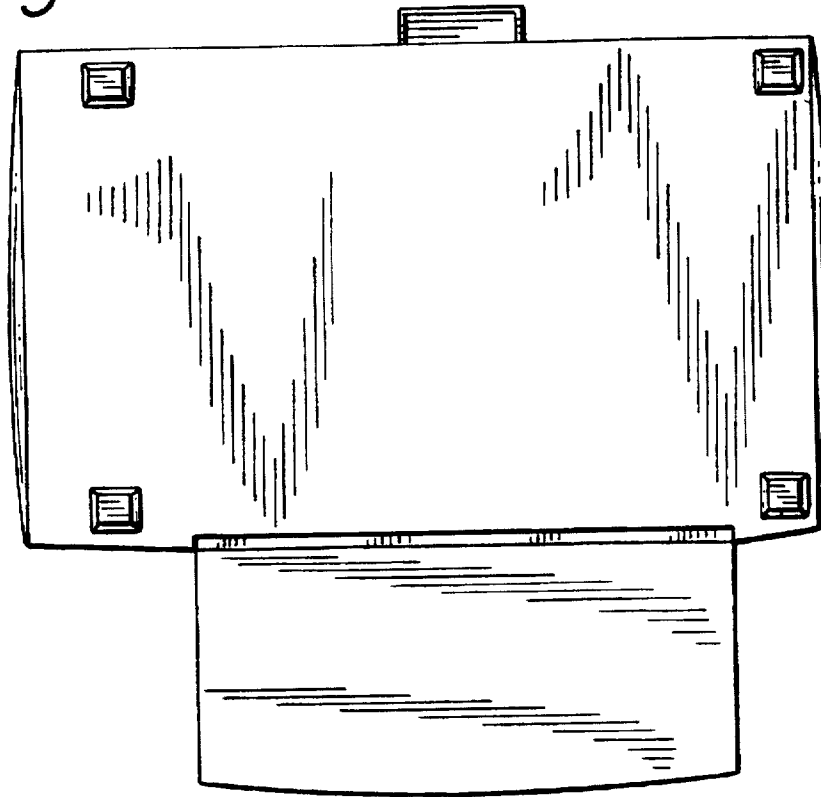


FIG. 4

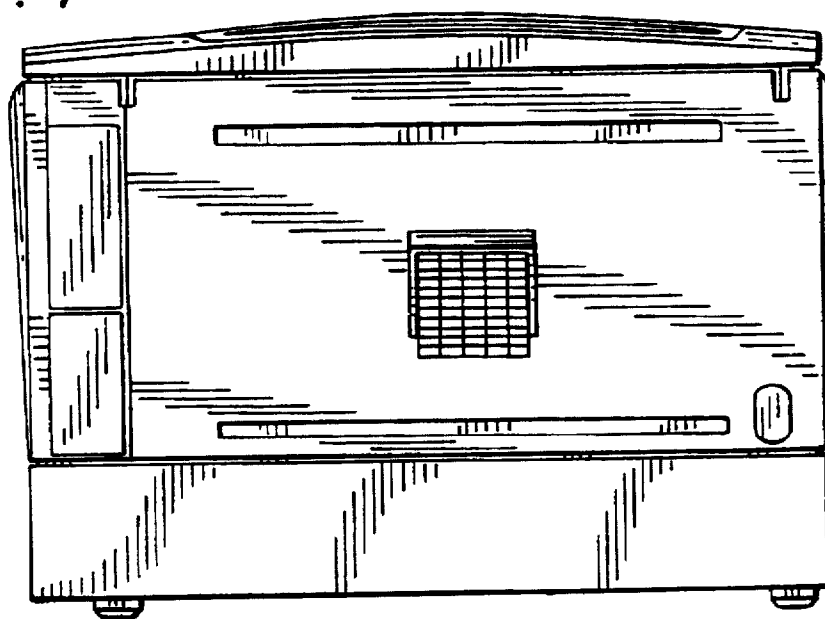


FIG. 5

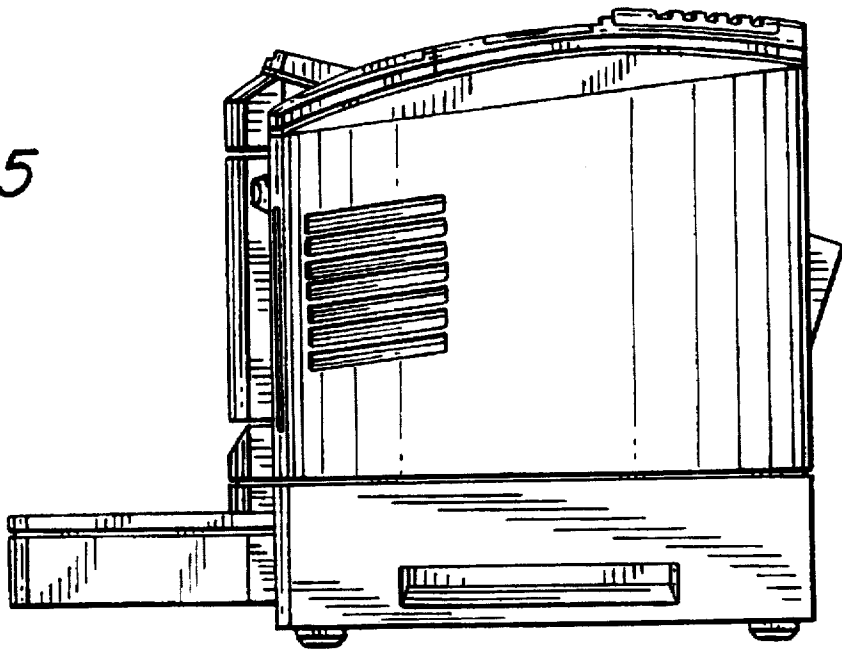
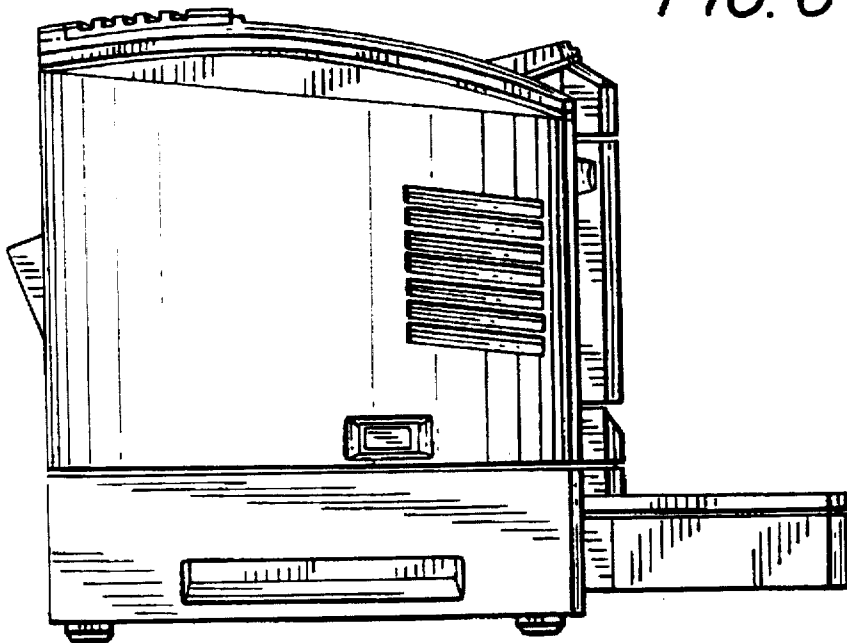


FIG. 6



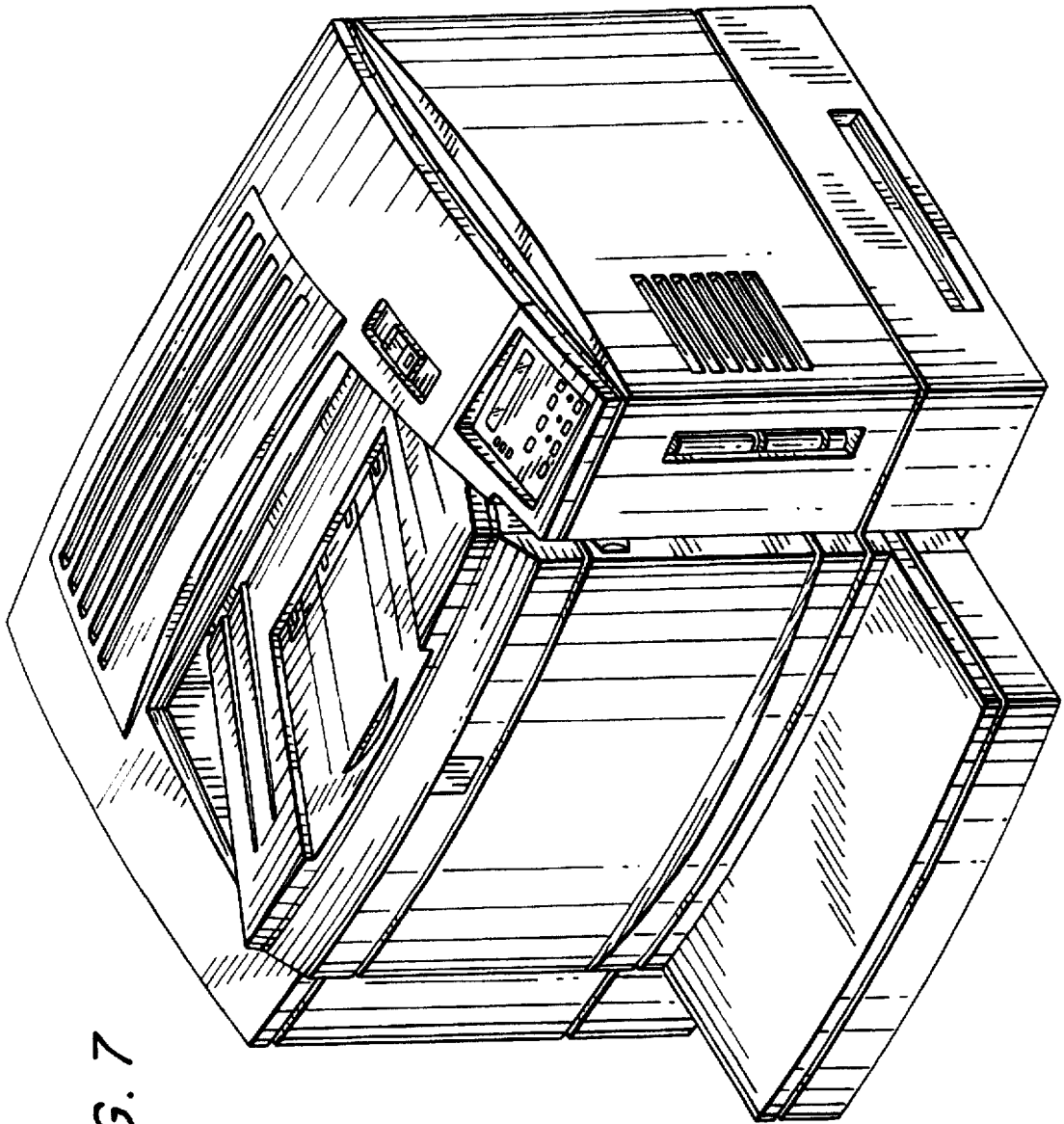


FIG. 7