

March 5, 1929.

W. R. JOHNSTON

1,704,614

PAPER TOWEL HOLDER

Filed Oct. 20, 1927

Fig. 1.




Fig. 2.

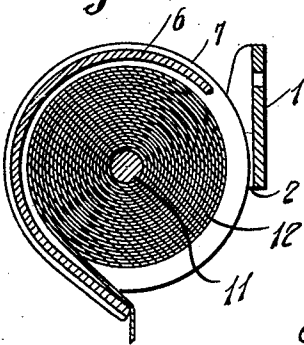


Fig. 4.

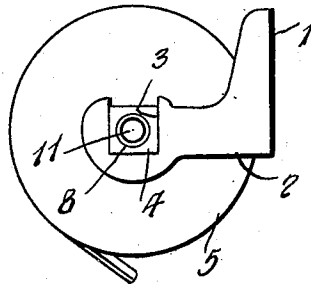


Fig. 3.

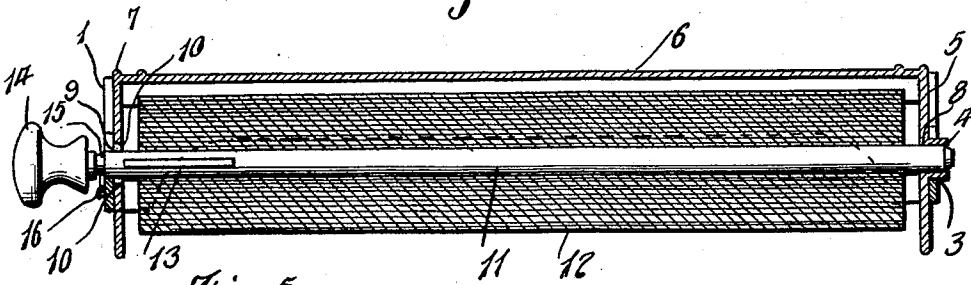


Fig. 5.

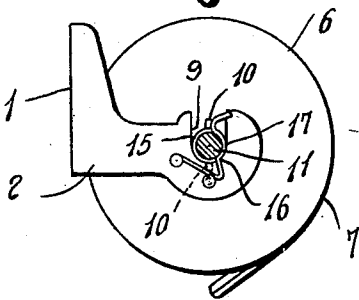



Fig. 6.



Inventor

W. R. Johnston.

By *W. R. Johnston*
Attorney

UNITED STATES PATENT OFFICE.

WILLIAM R. JOHNSTON, OF OMAHA, NEBRASKA.

PAPER-TOWEL HOLDER.

Application filed October 20, 1927. Serial No. 227,530.

The invention relates to a holder for paper towels that is designed particularly for an automobile accessory, and has for its object the provision of a device of the character stated that is reasonable in cost of manufacture, that will effectively hold a roll of paper towels and that is ornamental in appearance.

A further object of the invention is the provision of a towel holder comprising a bracket adapted to be secured in a convenient position in an automobile and to support a housing that is removably mounted on the bracket and adapted to contain a roll of paper towels, a shaft insertable through the ends of the bracket being also insertable through the roll of towels, the housing being designed to protect the roll of towels from becoming soiled by dust and dirt.

The invention will be described in detail hereinafter and will be found illustrated in the accompanying drawings, in which

Figure 1 is a front view in elevation of the improved towel holder showing it attached to an automobile body under the windshield,

Figure 2 is a transverse sectional view,

Figure 3 is a longitudinal sectional view,

Figures 4 and 5, opposite end views, and

Figure 6, a detail view of the roll shaft.

In the drawings similar reference characters are used to designate corresponding parts throughout the several views.

The paper roll holder includes a bracket 1 that is adapted to be supported on the body of an automobile in any convenient location, such for instance as under the windshield as shown in Figure 1, or it may be attached to any one of the doors, on the inner side thereof, at the back of the front seat, either above or below the coat rack, or to the back of the body under the rear window, the automobile being suggested at A in Figure 1 and shown fragmentarily. Bracket 1 has outwardly projecting ears 2, the ear 2 at one end of the bracket being provided with a polygonal recess 3 to receive a polygonal lug 4 on the end 5 of the roll housing 6, 7 designating the other end of the housing, and the ends 5 and 7 are provided with circular openings 8 and 9 respectively, the opening 8 extending through the lug 4, while the opening 9 is provided with oppositely disposed notches 10. The roll shaft 11 is insertable through the openings 8 and 9 and through the core of the

towel roll 12, and is provided with tapered keys 13 that pass through the notches 10 and snugly engage the core of the towel roll 12 to insure rotation of the towel roll 12 with the shaft 11. A knob 14 is secured to one end of the shaft for rotation thereof and adjacent to the knob 14 the shaft is provided with a circumferential groove 15 that is engaged by a spring clamp 16 secured to the ear 2 in which the shaft 11 rests, said spring clamp 16 having a bowed portion 17 to engage around the shaft in the groove 15. It will be apparent also that the keys 13 serve to hold the shaft in proper relation with the housing as it is necessary that these keys be in alinement with the notches 10 to permit removal of the shaft from the housing.

What is claimed is:—

1. A paper roll holder, comprising a bracket, ears on said bracket, a roll housing having a polygonal lug in one end to engage a notch in one of said ears and hold the housing from rotation, and a shaft insertable through the ends of the housing and adapted to support a paper roll thereon, said shaft being engageable with a notch in the other ear.

2. A paper roll holder, comprising a bracket, ears on said bracket, a roll housing having a polygonal lug on one end to engage a notch in one of said ears and hold the housing from rotation, a shaft insertable through openings in the ends of the housing and adapted to support a paper roll thereon, said shaft being engageable with a notch in the other ear, and a spring clamp on said ear to engage the shaft and hold it from displacement.

3. A paper roll holder, comprising a bracket, ears on said bracket, a roll housing having a polygonal lug on one end to engage a notch in one of said ears and hold the housing from rotation, a shaft insertable through openings in the ends of the housing and adapted to support a paper roll thereon, said shaft being engageable with a notch in the other ear, tapered keys on said shaft to engage the roll and hold it for rotation with the shaft, one of the ends of the housing having recesses communicating with the shaft opening therein to permit passage of the keys therethrough and a spring clamp on the last mentioned ear to engage the shaft and hold it from displacement.

In testimony whereof I affix my signature.

WILLIAM R. JOHNSTON.