

[54] BIRDBATH BASIN

[76] Inventor: **George J. Hartinger**, 3906 Thomas Ave. North, Minneapolis, Minn. 55412

[\*\*] Term: **14 Years**

[21] Appl. No.: **802,953**

[22] Filed: **June 2, 1977**

D. 197,234	12/1963	Karlik .....	D30/18
D. 204,388	4/1966	Mitchell .....	D30/18
1,806,123	5/1931	Smith .....	119/1
1,895,702	1/1933	Burley .....	119/1
3,648,659	3/1972	Jones .....	119/1

*Primary Examiner*—James R. Largen  
*Attorney, Agent, or Firm*—L. Paul Burd

[57] **CLAIM**

The ornamental design for a birdbath basin, substantially as shown.

**Related U.S. Application Data**

[63] Continuation-in-part of Ser. No. 744,684, Nov. 24, 1976.

[51] Int. Cl. ....	D30-03
[52] U.S. Cl. ....	D30/18
[58] Field of Search .....	D30/13-18; 119/1, 51 R

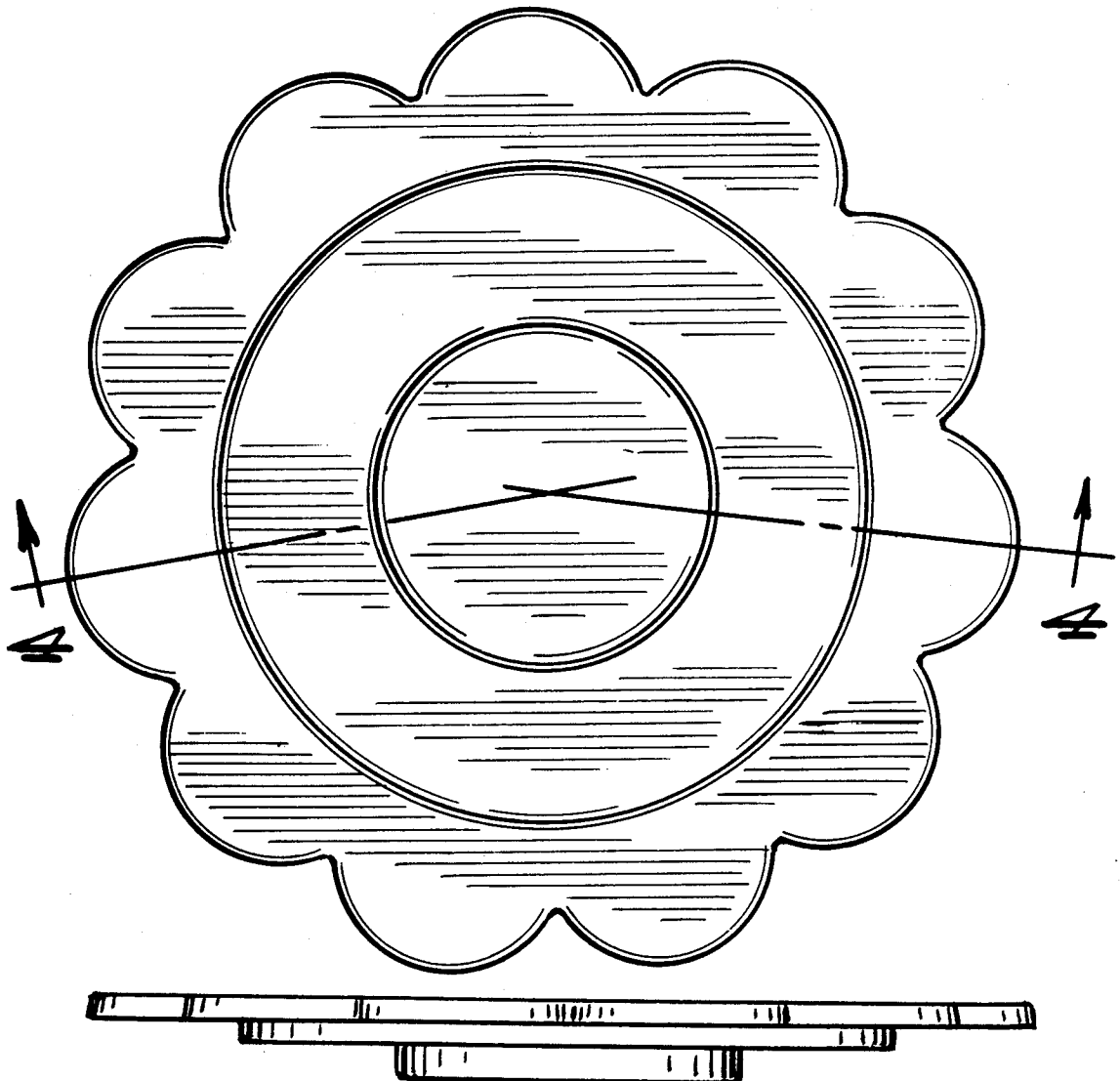
**References Cited**

**U.S. PATENT DOCUMENTS**

D. 121,686	7/1940	Landon .....	D30/18
D. 194,683	2/1963	Clegg .....	D30/14

**DESCRIPTION**

FIG. 1 is a top plan view of a birdbath basin showing my new design;  
FIG. 2 is a side elevation thereof;  
FIG. 3 is a bottom plan view thereof;  
FIG. 4 is a cross sectional view taken on the line 4-4 of FIG. 1;  
FIG. 5 is a top plan view of a modified form of the birdbath basin shown in FIG. 1;  
FIG. 6 is a side elevational view of FIG. 5;  
FIG. 7 is a bottom plan view of FIG. 5; and  
FIG. 8 is a cross sectional view taken on the line 8-8 of FIG. 5.






FIG. 3




FIG. 2



FIG. 4

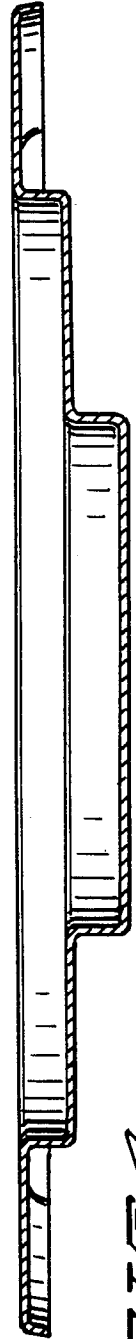


FIG. 5




FIG. 7




FIG. 5



FIG. 6

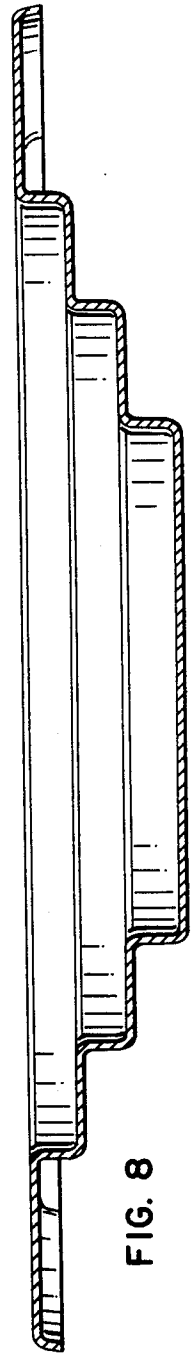


FIG. 8