



(12) **United States Design Patent**  
**Svengalis**

(10) **Patent No.:** **US D893,966 S**  
(45) **Date of Patent:** **\*\* Aug. 25, 2020**

- (54) **WINDSHIELD DEICER** 4,488,033 A \* 12/1984 Trachtenberg ..... H05B 3/84  
156/574
- (71) Applicant: **SBCD Enterprises LLC**, Los Angeles, CA (US) 4,940,317 A \* 7/1990 Reuben ..... A47G 1/02  
219/219
- (72) Inventor: **David Svengalis**, Los Angeles, CA (US) 4,971,848 A \* 11/1990 Ruelle ..... H05B 3/84  
428/38
- (73) Assignee: **SBCD ENTERPRISES LLC**, Los Angeles, CA (US) 4,973,098 A 11/1990 McFall  
4,994,650 A \* 2/1991 Koontz ..... B32B 17/10036  
219/497
- (\*\*) Term: **15 Years** 5,160,827 A \* 11/1992 Parker ..... B60J 1/2011  
219/202
- (21) Appl. No.: **29/688,847** D332,486 S \* 1/1993 Cabral ..... D23/326  
5,564,770 A 10/1996 Smith et al.  
6,008,473 A \* 12/1999 Gillner ..... H05B 3/84  
219/202
- (22) Filed: **Apr. 24, 2019** 7,931,325 B2 4/2011 Robbins  
8,087,712 B2 1/2012 Svengalis

\* cited by examiner

**Related U.S. Application Data**

- (63) Continuation-in-part of application No. 16/393,813, filed on Apr. 24, 2019.
- (51) **LOC (12) Cl.** ..... **08-05**
- (52) **U.S. Cl.**  
USPC ..... **D8/29.2**
- (58) **Field of Classification Search**  
USPC ..... D8/14, 29.1, 29.2, 30, 51; D12/155;  
D23/324, 326  
CPC ... H05B 3/84; H05B 1/0236; H05B 2203/031  
See application file for complete search history.

**References Cited**

**U.S. PATENT DOCUMENTS**

- 1,916,895 A \* 7/1933 Rowe ..... H05B 3/84  
219/203
- 2,851,303 A 9/1958 McQueen
- 3,711,679 A \* 1/1973 Moschkau ..... A47L 1/16  
219/227
- 4,244,774 A \* 1/1981 Dery ..... H05B 3/84  
156/378
- 4,399,347 A 8/1983 Schmitt

*Primary Examiner* — Philip S Hyder

(74) *Attorney, Agent, or Firm* — Fulwider Patton LLP

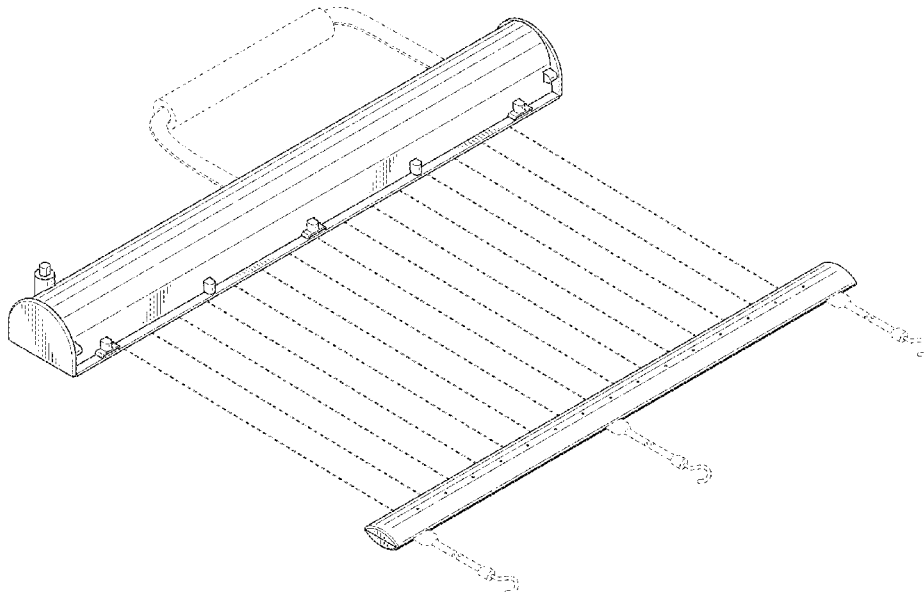
(57) **CLAIM**

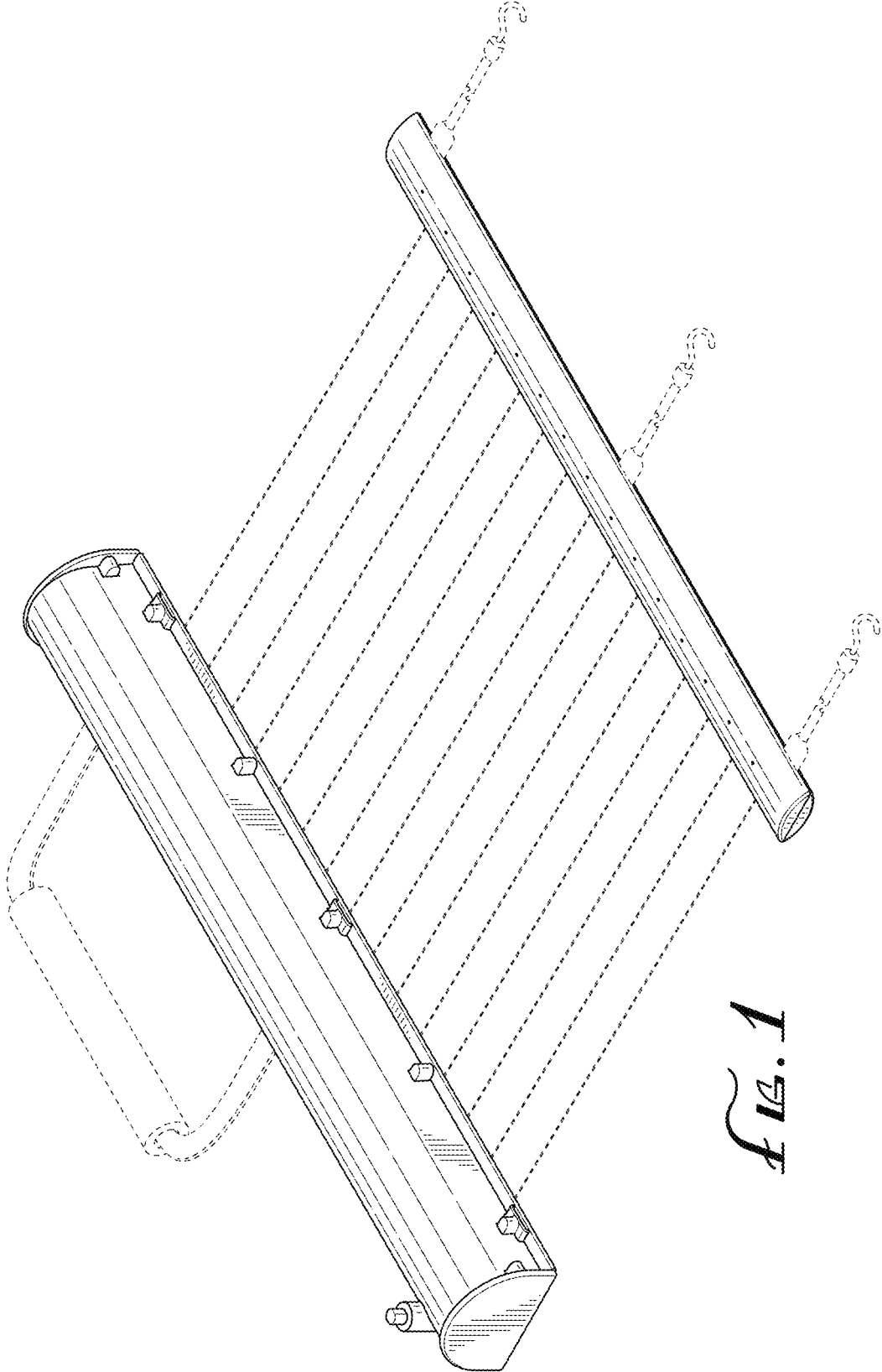
I, claim the ornamental design for a windshield deicer, as shown and described.

**DESCRIPTION**

FIG. 1 is a top perspective view of a windshield deicer, showing my new design;  
 FIG. 2 is a bottom perspective view of the windshield deicer shown in FIG. 1;  
 FIG. 3 is a right side view thereof;  
 FIG. 4 is a right-hand end view thereof;  
 FIG. 5 is a left-hand end view thereof;  
 FIG. 6 is a top view thereof; and,  
 FIG. 7 is a bottom view thereof.  
 The broken lines depict portions of the windshield deicer in which the design is embodied that are not considered part of the claimed design.

**1 Claim, 5 Drawing Sheets**





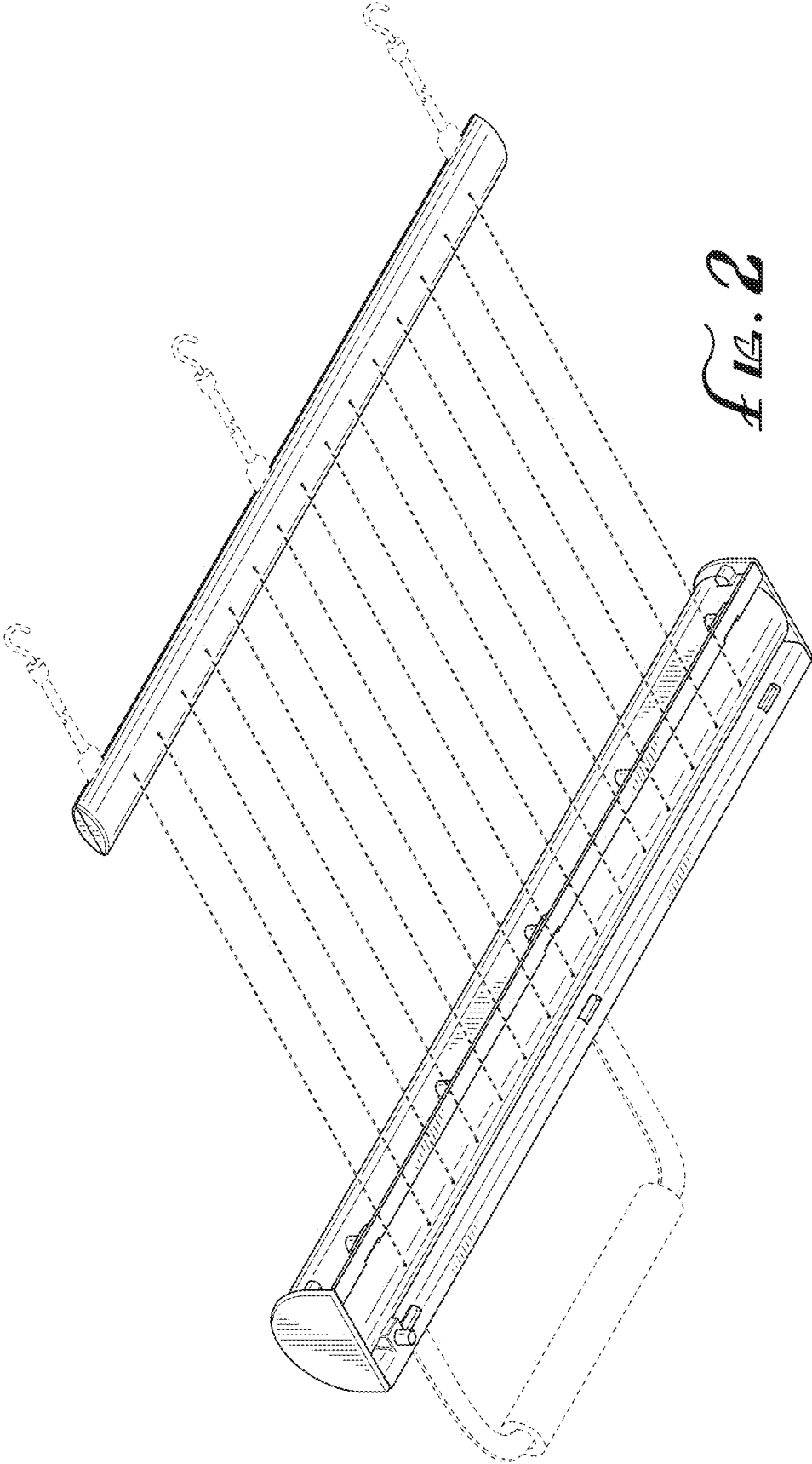


FIG. 2




FIG. 3

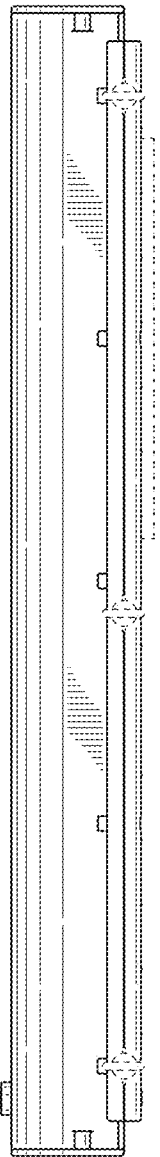


FIG. 4

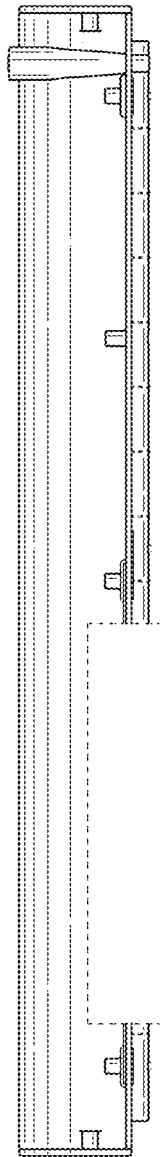


FIG. 5

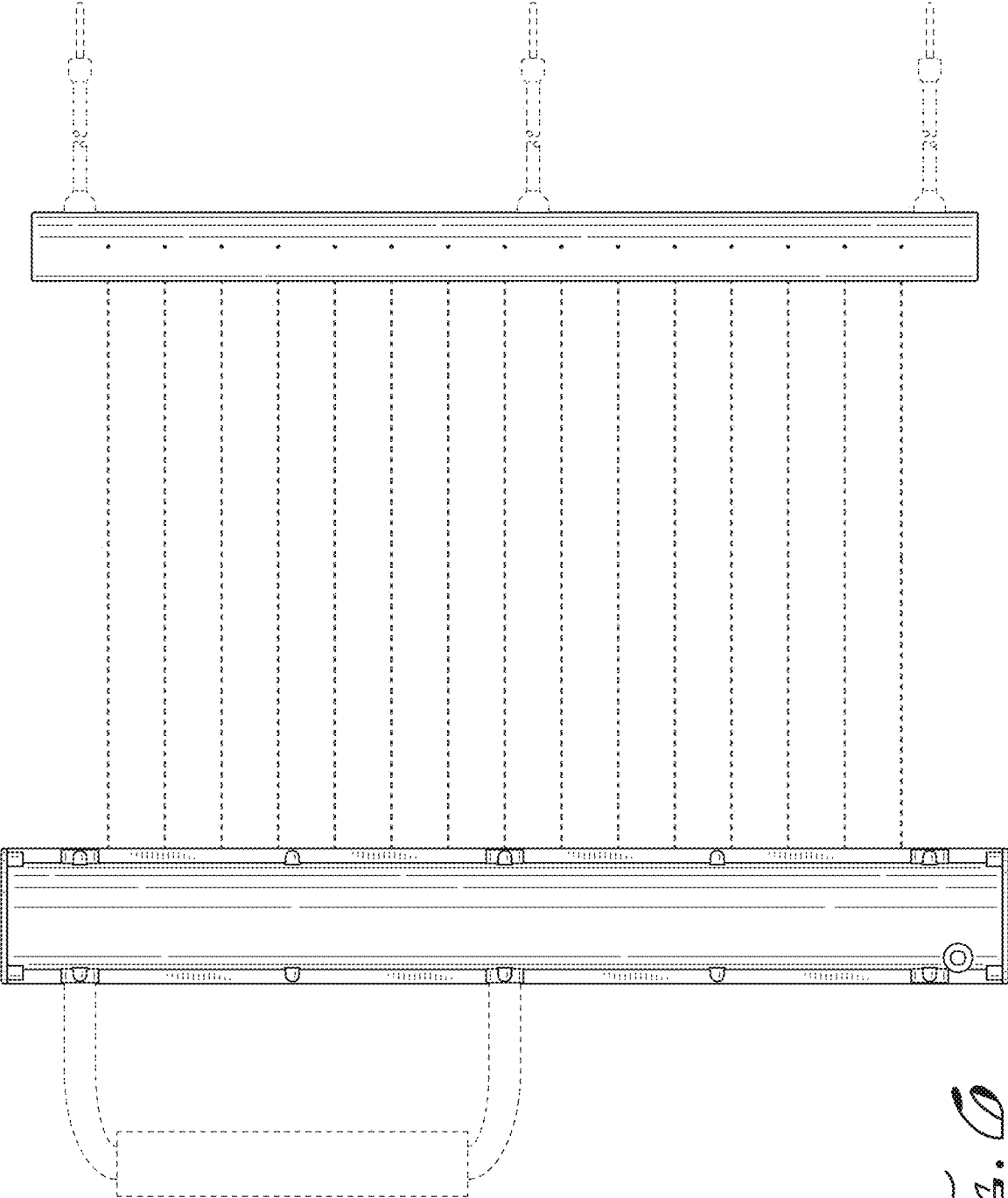


FIG. 10

