



(12) **United States Design Patent**
Elkasas

(10) **Patent No.:** **US D710,004 S**
(45) **Date of Patent:** **** Jul. 29, 2014**

(54) **DIAPER COVER WITH TEMPERATURE SENSOR, ALARM LIGHTS AND MUSICAL NOVELTY ITEM**

(71) Applicant: **Eman Elkasas**, Easton, PA (US)

(72) Inventor: **Eman Elkasas**, Easton, PA (US)

(**) Term: **14 Years**

(21) Appl. No.: **29/454,292**

(22) Filed: **May 8, 2013**

(51) **LOC (10) CI.** **24-04**

(52) **U.S. CI.**
USPC **D24/126**

(58) **Field of Classification Search**
USPC D24/126; 128/886; 200/61.05;
340/573.5, 604; 604/358-361
See application file for complete search history.

6,559,772 B2	5/2003	Zand et al.	
D499,483 S *	12/2004	Chen	D24/126
7,221,280 B2	5/2007	Hsieh	
7,352,286 B2 *	4/2008	Chan et al.	340/604
D596,287 S *	7/2009	Tan	D24/126
7,956,754 B2 *	6/2011	Long	340/573.5
8,304,598 B2 *	11/2012	Mosbacher et al.	604/361
8,431,766 B1 *	4/2013	Lonero	604/361
D692,558 S *	10/2013	Cassano	D24/126
D693,464 S *	11/2013	Neely	D24/126

* cited by examiner

Primary Examiner — T. Chase Nelson

Assistant Examiner — Michelle E Wilson

(74) *Attorney, Agent, or Firm* — Crossley Patent Law;
Micah C. Gunn

(57) **CLAIM**

The ornamental design for a diaper cover with temperature sensor, alarm lights and musical novelty item, as shown and described.

(56) **References Cited**

U.S. PATENT DOCUMENTS

4,705,513 A *	11/1987	Sheldon et al.	604/361
D313,076 S *	12/1990	Harju	D24/126
D332,659 S *	1/1993	Bisaga	D24/126
5,266,928 A *	11/1993	Johnson	340/604
D354,809 S *	1/1995	Eskey	D24/126
5,392,032 A *	2/1995	Kline et al.	340/604
5,459,452 A *	10/1995	DePonte	340/573.5
5,760,694 A *	6/1998	Nissim et al.	340/604
5,796,345 A *	8/1998	Leventis et al.	340/604
6,163,262 A	12/2000	Wu	

DESCRIPTION

FIG. 1 is a front elevation view of a diaper cover with temperature sensor, alarm lights and musical novelty item showing my new design;


FIG. 2 is a rear elevation view thereof;

FIG. 3 is a right side elevation view thereof, the opposite side being a mirror image of the shown;

FIG. 4 is a top plan view thereof; and,

FIG. 5 is a bottom plan view thereof.

1 Claim, 4 Drawing Sheets






FIG. 1




FIG. 2

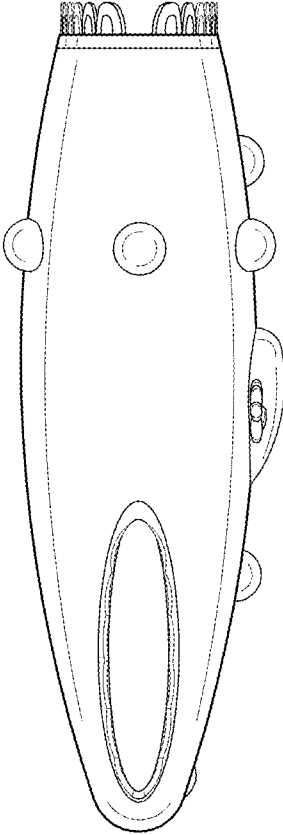


FIG. 3

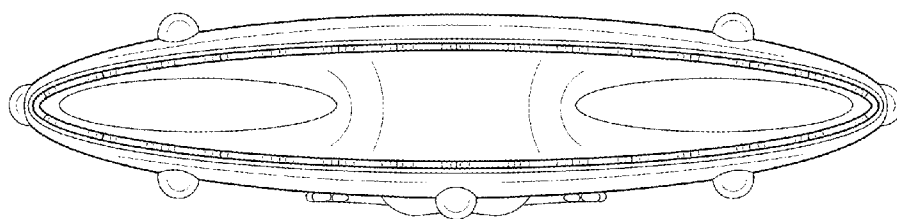


FIG. 4

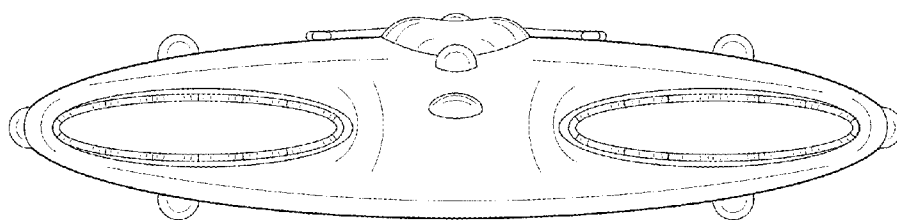


FIG. 5