

[54] **FOLDING SAW**

[76] **Inventor: John D. McMorrough, 9207 W. 123rd St., Shawnee Mission, Kans. 66213**

[\*\*] **Term: 14 Years**

[21] **Appl. No.: 161,673**

[22] **Filed: Feb. 29, 1988**

[52] **U.S. Cl. .... D8/95; D8/97; D8/99; D8/107**

[58] **Field of Search ..... D8/95-100, D8/107; 30/166.3, 506, 507, 509, 513-521, 155-161**

[56] **References Cited**

**U.S. PATENT DOCUMENTS**

D. 167,498	8/1952	Dalianis .....	D8/99
D. 256,217	8/1980	Korn .....	D8/98
D. 257,943	1/1981	Finlay .....	D8/95
1,638,749	8/1927	Santoyo .....	30/166.3
4,627,165	12/1986	Gibson .....	30/166.3

**FOREIGN PATENT DOCUMENTS**

166973 3/1950 Austria ..... 30/155

**OTHER PUBLICATIONS**

"Fiskars", Folding Saw Model SB-331.

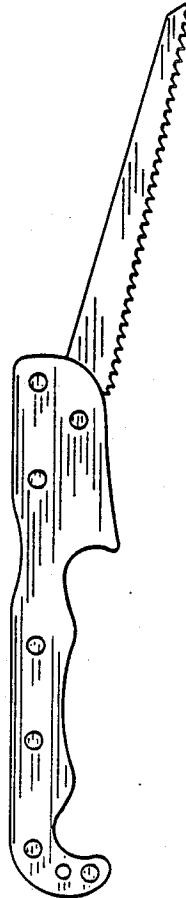
*Primary Examiner*—Nelson C. Holtje  
*Assistant Examiner*—Clare E. Heflin  
*Attorney, Agent, or Firm*—Hovey, Williams, Timmons & Collins

[57] **CLAIM**

The ornamental design for a folding saw, as shown and described.

**DESCRIPTION**

FIG. 1 is a left side elevational view of a folding saw with the blade extended showing my new design; FIG. 2 is a side elevational view taken from the right side thereof with the blade retracted; FIG. 3 is a front elevational view thereof; FIG. 4 is a rear elevational view thereof; FIG. 5 is a top plan view thereof; and FIG. 6 is a bottom plan view thereof.



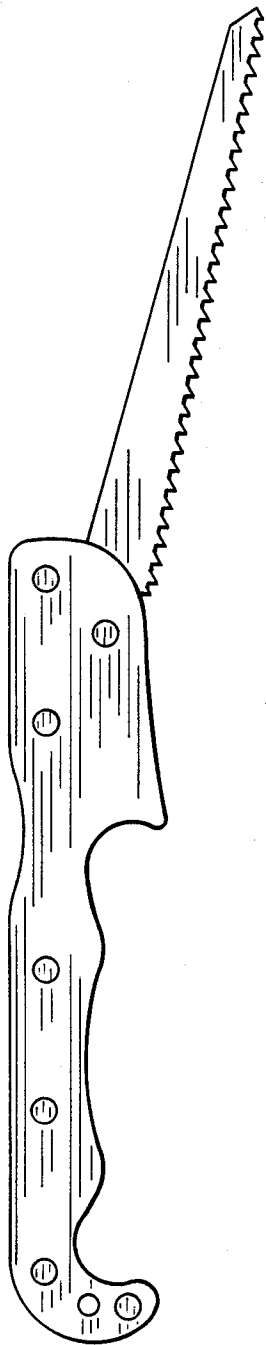


FIG. 1.

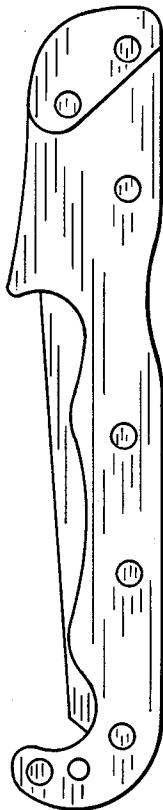


FIG. 2.

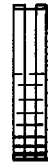


FIG. 5. FIG. 6.



FIG. 3. FIG. 4.