



US00D326076S

United States Patent [19]

[11] Patent Number: Des. 326,076

Wiese

[45] Date of Patent: ** May 12, 1992

[54] ANIMAL BARRIER FOR VEHICLES

[76] Inventor: **Andreas Wiese**, 2250 Rd. E,
Redwood Valley, Calif. 95470

[**] Term: **14 Years**

[21] Appl. No.: **328,139**

[22] Filed: **Mar. 24, 1989**

[52] U.S. Cl. **D12/155**

[58] Field of Search D12/155, 195; 296/24.1,
296/24.2; 280/727; 410/129, 145

[56] References Cited

U.S. PATENT DOCUMENTS

2,982,579	5/1961	Greenwald	296/24.1
3,044,800	7/1962	Wicker	296/24.1

OTHER PUBLICATIONS

S & H Industries, Inc. Flyer. Cargo-Lok Barriers.

Primary Examiner—James M. Gandy

[57] CLAIM

The ornamental design for an animal barrier for vehicles, as shown and described.

DESCRIPTION

FIG. 1 is a perspective view illustrating my new design for an animal barrier for vehicles showing the cross-members in a contracted position;

FIG. 2 is a rear elevational view thereof showing the cross-members in an expanded position, as do the remainder of the figures;

FIG. 3 is a front elevational view thereof;

FIG. 4 is a top plan view thereof;

FIG. 5 is a bottom plan view thereof;

FIG. 6 is a right side elevational view thereof;

FIG. 7 is a left side elevational view thereof;

FIGS. 8 and 9 are rear elevational views of an animal barrier for vehicles showing second and third embodiments of my new design the sole difference being in the increased number of cross-members and the length of the two vertical support legs;

FIG. 10 is a rear elevational view of an animal barrier for vehicles showing a fourth embodiment of my new design, the front being substantially a mirror image thereof;

FIG. 11 is a top plan view of the fourth embodiment thereof;

FIG. 12 is a bottom plan view of the fourth embodiment thereof;

FIG. 13 is a right side elevational view of the fourth embodiment thereof;

FIG. 14 is a left side elevational view of the fourth embodiment thereof;

FIG. 15 is a rear perspective view of the first embodiment of the animal barrier for vehicles on a reduced scale in position of use in a vehicle which is shown in broken lines for illustrative purposes only and forms no part of the claimed design;

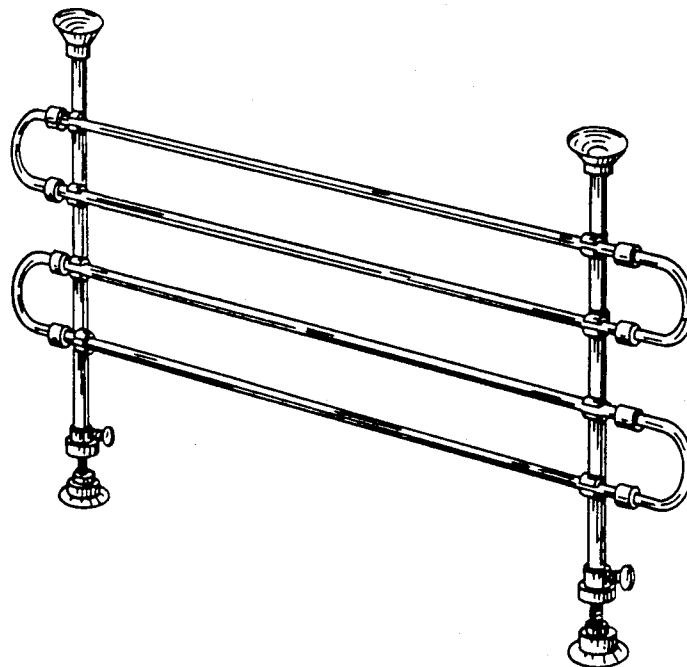
FIG. 16 is a rear elevational view of an animal barrier for vehicles showing a fifth embodiment my new design, the front being substantially a mirror image thereof;

FIG. 17 is a bottom plan view of the fifth embodiment thereof;

FIG. 18 is a top plan view of the fifth embodiment thereof; and

FIG. 19 is a right side elevational view of the fifth embodiment thereof;

FIG. 20 is a left side elevational view of the fifth embodiment.



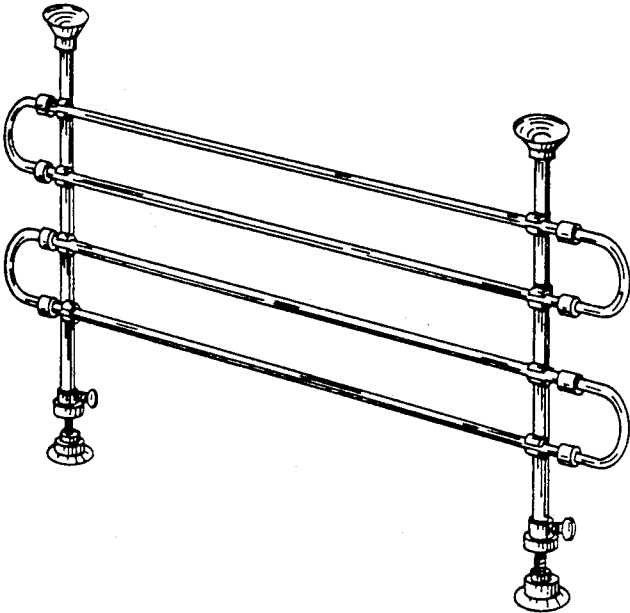


FIG. 1

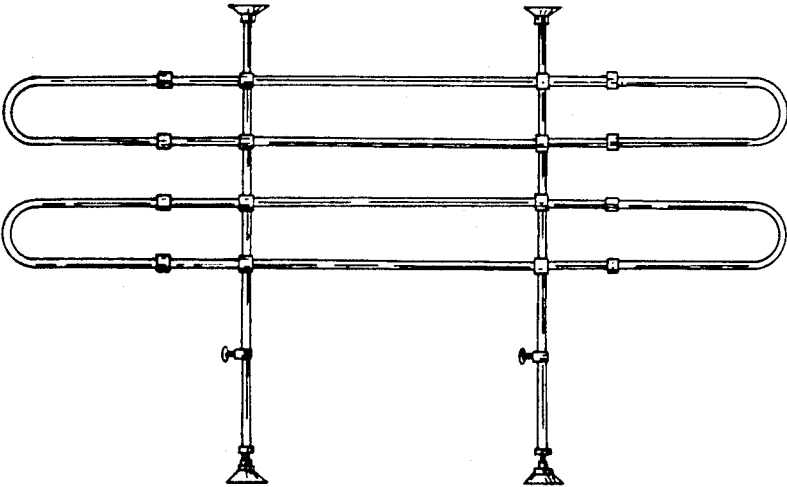


FIG. 2

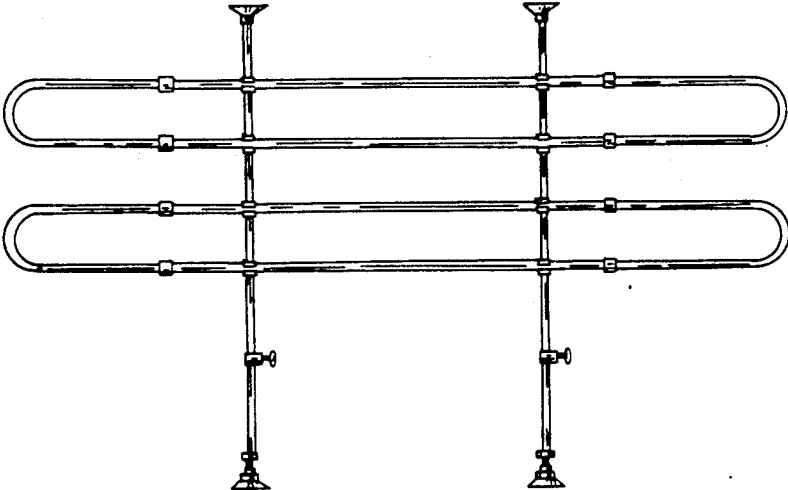


FIG. 3




FIG. 4




FIG. 5



FIG. 6



FIG. 7

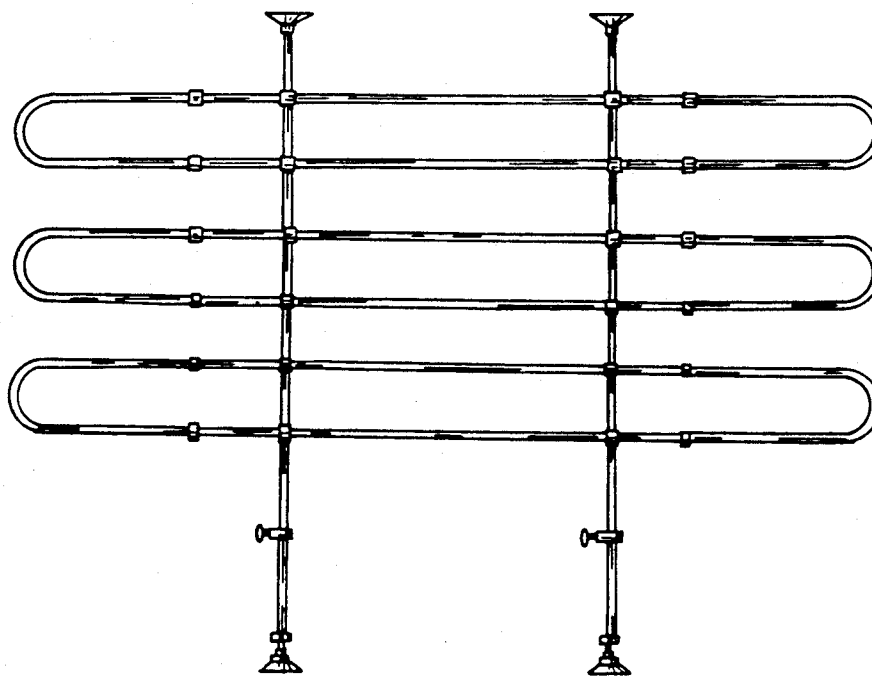


FIG. 8

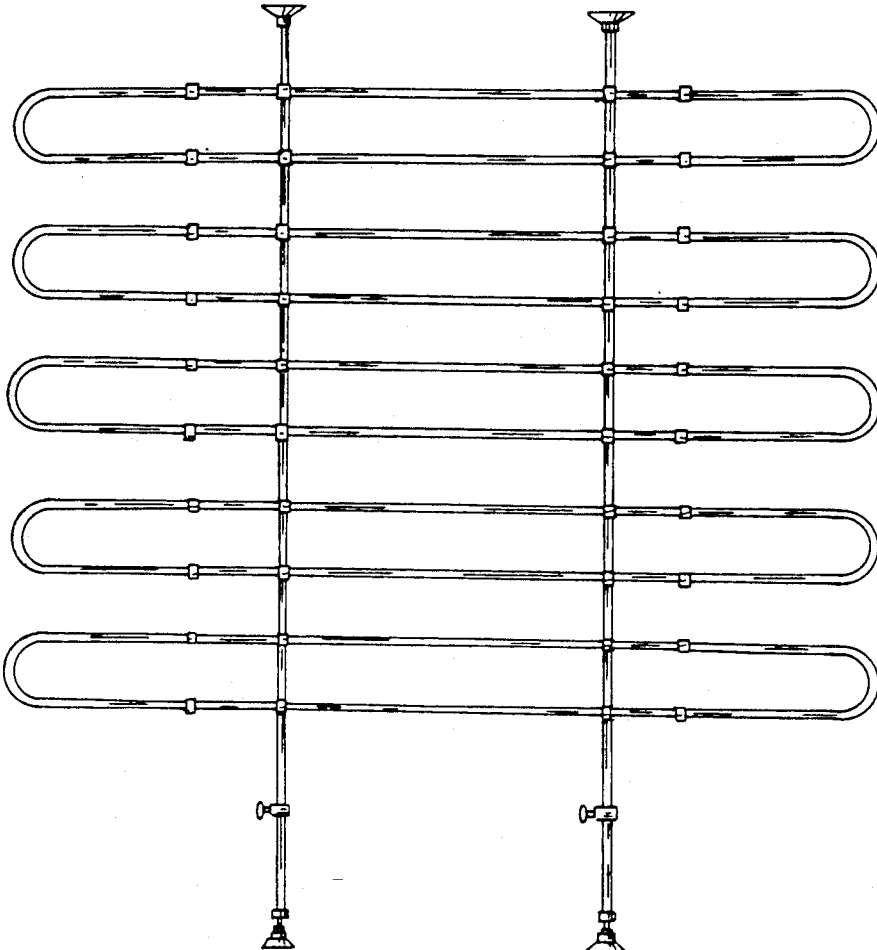


FIG. 9

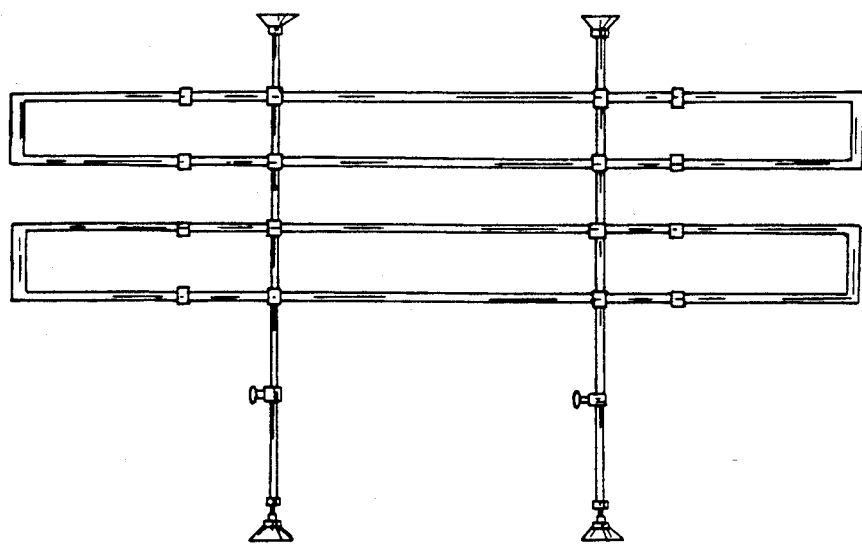


FIG. 10




FIG. 11




FIG. 12



FIG. 13



FIG. 14

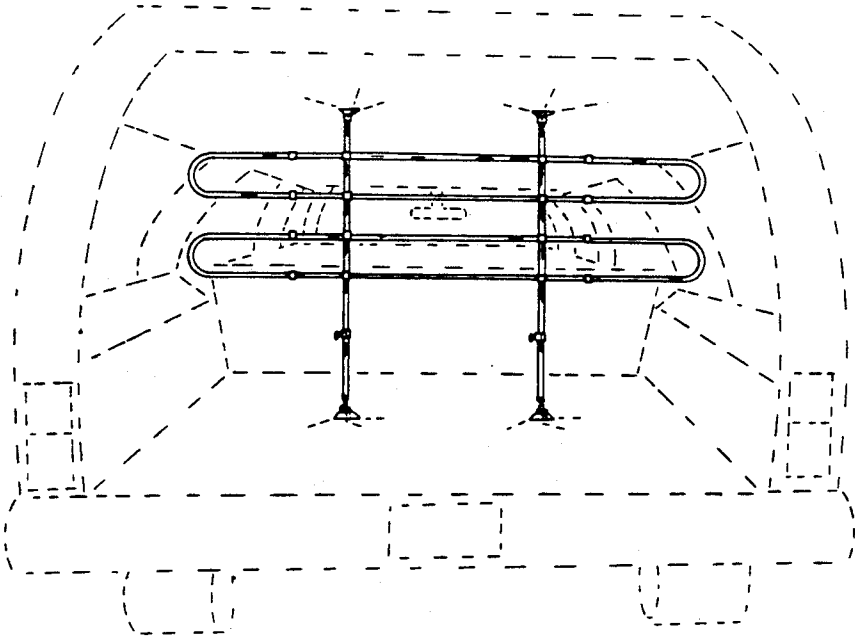


FIG. 15

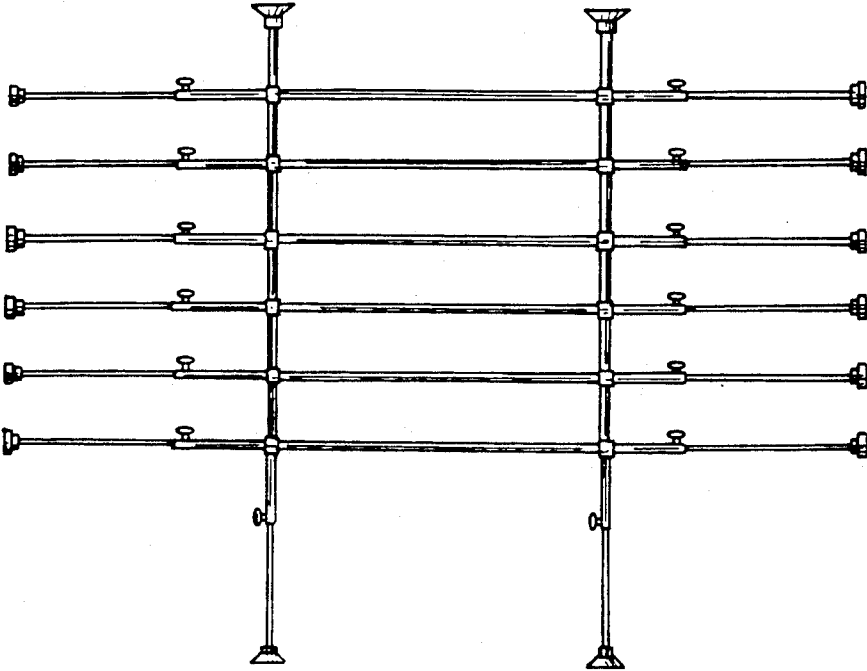


FIG. 16




FIG. 17




FIG. 18



FIG. 19



FIG. 20