



US00D541908S

(12) **United States Design Patent**
Haug et al.

(10) **Patent No.:** **US D541,908 S**

(45) **Date of Patent:** **** May 1, 2007**

(54) **HANDLE**

(75) Inventors: **Andreas Haug**, Stuttgart (DE); **Tom Schönherr**, Stuttgart (DE); **Andreas Dimitriadis**, Lorch (DE); **Peter Kolin**, Schwäbisch Gmünd (DE)

(73) Assignee: **Hansgrohe AG** (DE)

(**) Term: **14 Years**

(21) Appl. No.: **29/247,330**

(22) Filed: **Jun. 12, 2006**

(51) **LOC (8) Cl.** **23-01**

(52) **U.S. Cl.** **D23/250**

(58) **Field of Classification Search** D23/238-257;
D8/300-322, DIG. 3; 16/110.1; 4/675-678;
137/801

See application file for complete search history.

(56) **References Cited**

U.S. PATENT DOCUMENTS

D50,377 S * 2/1917 Ehrlich D24/138

D78,614 S * 5/1929 Brown D23/250
D143,100 S * 12/1945 Stanitz D23/250
D203,324 S * 12/1965 Landell D23/241
D418,205 S * 12/1999 Hyde et al. D23/250
D477,386 S * 7/2003 Schonherr et al. D23/250

* cited by examiner

Primary Examiner—Louis S. Zarfaz
Assistant Examiner—Gregory Andoll
(74) *Attorney, Agent, or Firm*—Kwadjo Adusei-Poku;
Lloyd D. Doigan

(57) **CLAIM**

The ornamental design for a handle, as shown and described.

DESCRIPTION

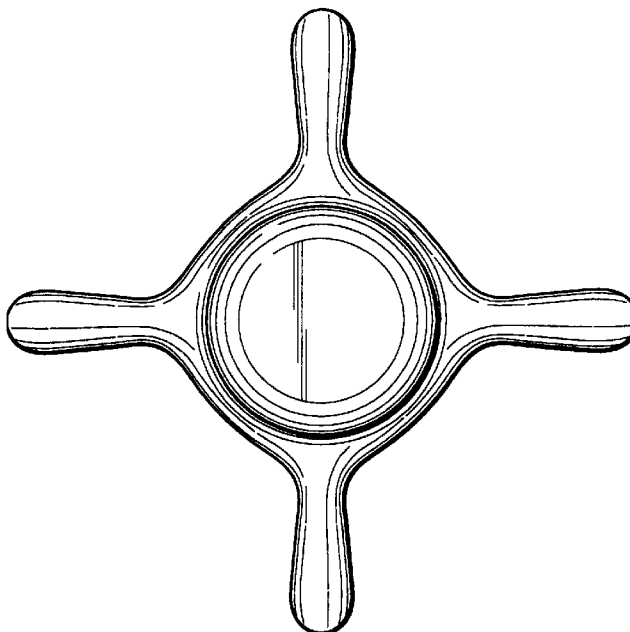
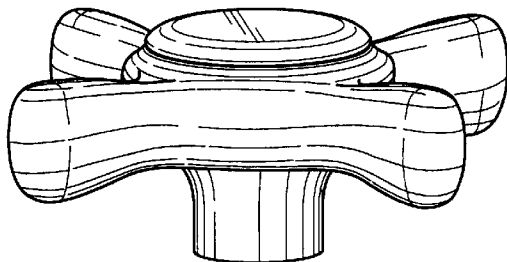
FIG. 1 is a front perspective view of a handle showing our design;

FIG. 2 is a top plan view thereof;

FIG. 3 is a front elevational view thereof; and,

FIG. 4 is a bottom plan view thereof.

1 Claim, 2 Drawing Sheets



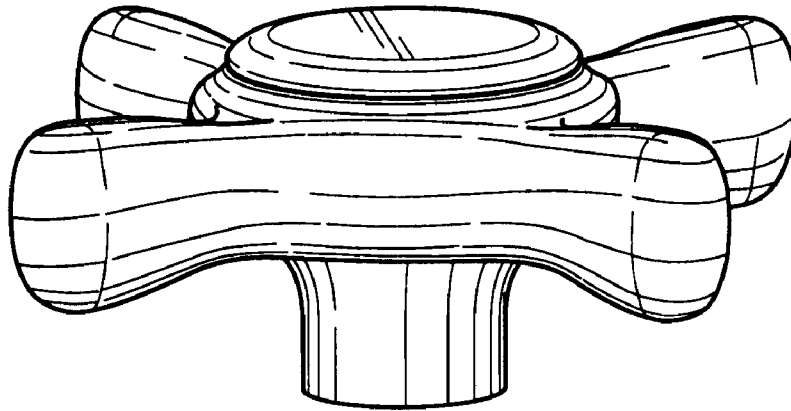


FIG. 1

FIG. 2

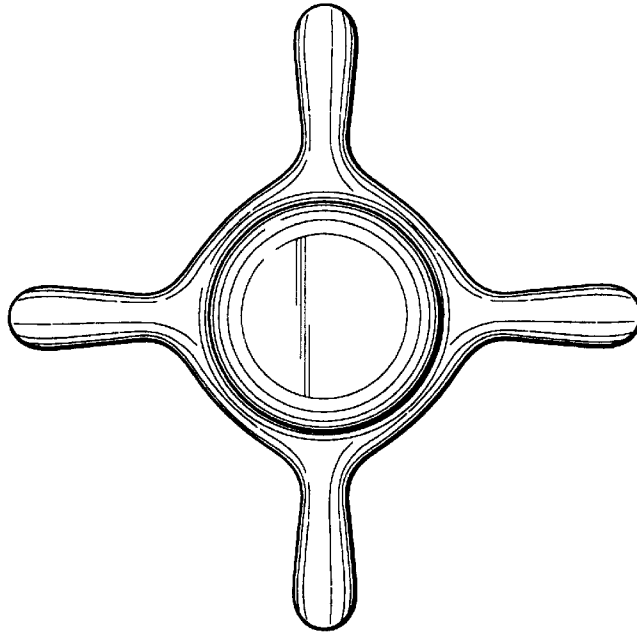


FIG. 3

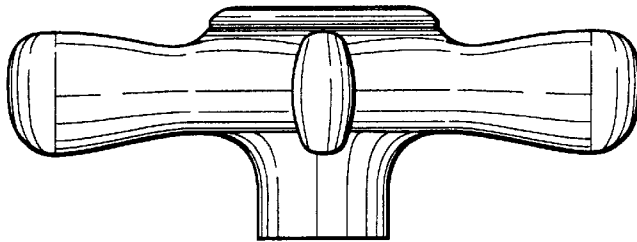


FIG. 4

