

- [54] **RECORD/PLAYBACK DEVICE**
- [75] **Inventors:** Richard G. Rutkowski, Milford; John J. Dwyer, Stratford; Sandor F. Weisz, Stamford; Terrence M. Doeberl, W. Redding, all of Conn.
- [73] **Assignee:** Dictaphone Corporation, Rye, N.Y.
- [\*\*] **Term:** 14 Years
- [21] **Appl. No.:** 678,136
- [22] **Filed:** Dec. 4, 1984
- [52] **U.S. Cl. ....** D14/6; D14/2; D14/3
- [58] **Field of Search ....** D14/1, 2, 3, 5, 6, 10, D14/68, 99; 360/99

[56] **References Cited**  
**U.S. PATENT DOCUMENTS**

D. 236,009	7/1975	Hattori	.....	D14/6
D. 236,504	8/1975	Hattori	.....	D14/6
D. 244,699	6/1977	Okamoto	.....	D14/6
D. 248,296	6/1978	Kadota	.....	D14/6
D. 251,782	5/1979	Culbertson	.....	D14/6
D. 258,733	3/1981	Bruce et al.	.....	D14/2 X

D. 264,586 5/1982 Takata ..... D14/70 X

**OTHER PUBLICATIONS**

Radio Shack Catalog, ©1983, p. 43, left side of page—Mini-Cassette Recorder.  
High Fidelity, Dec. 1983, p. 2, top right of page—Koss Music Box.

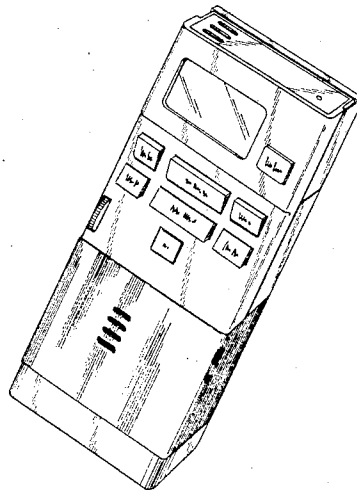
*Primary Examiner*—Bernard Ansher  
*Assistant Examiner*—Theodore M. Shooman  
*Attorney, Agent, or Firm*—Robert H. Whisker; Melvin J. Scolnick; David E. Pitchenik

[57] **CLAIM**

The ornamental design for a record/playback device, as shown and described.

**DESCRIPTION**

FIG. 1 is a top, front and right side perspective view of a record/playback device showing our new design; FIG. 2 is a front elevational view thereof; FIG. 3 is a left side elevational view thereof; FIG. 4 is a top plan view thereof; FIG. 5 is a rear elevational view thereof; FIG. 6 is a right side elevational view thereof; and FIG. 7 is a bottom plan view thereof.



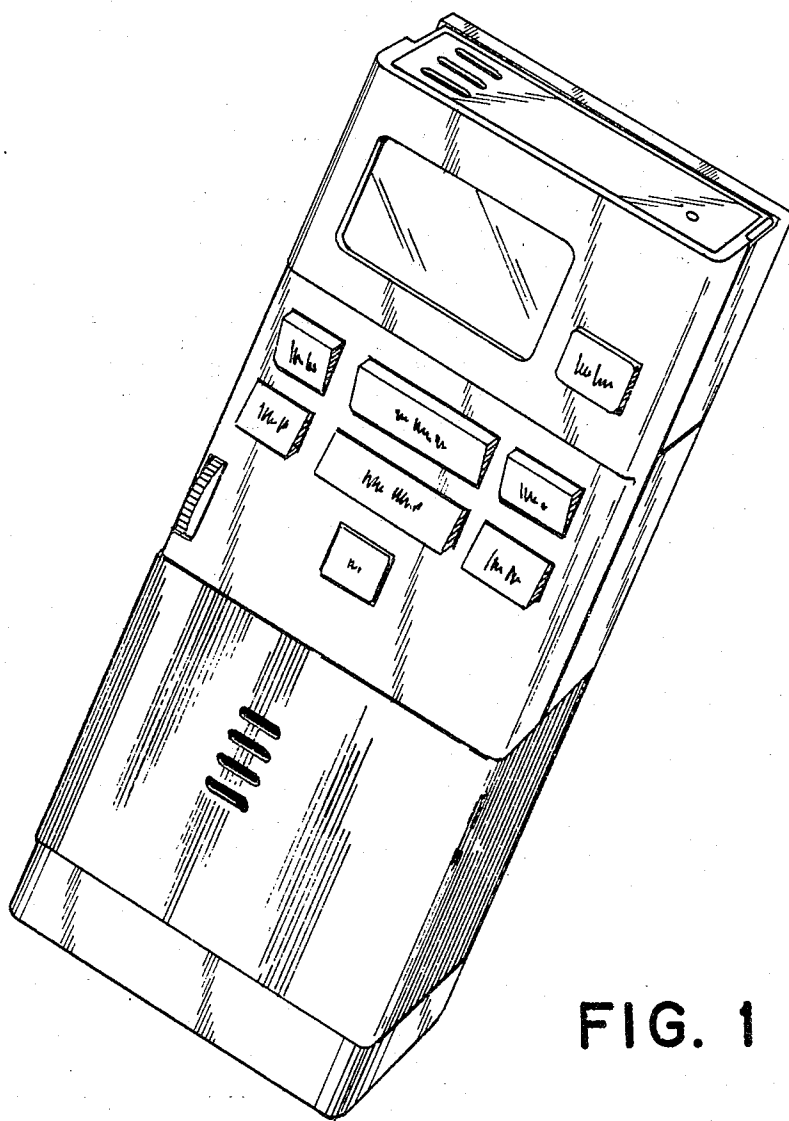


FIG. 1

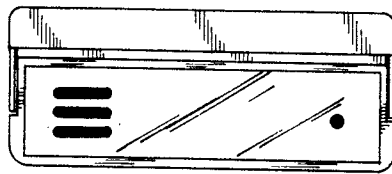


FIG. 4

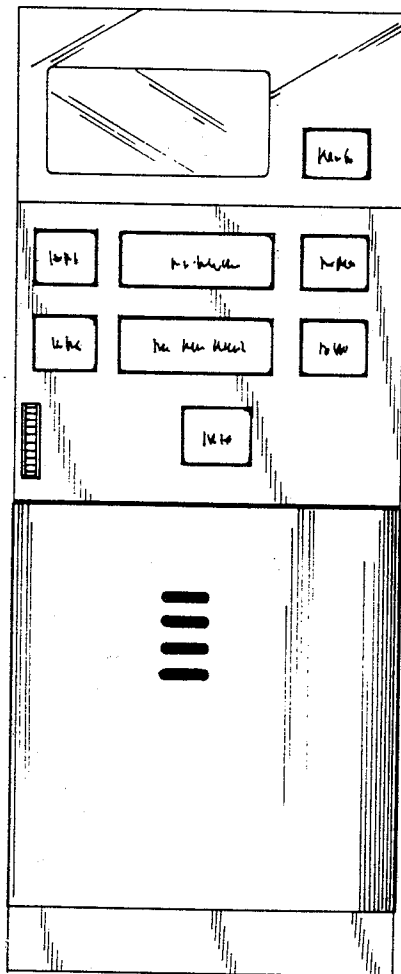


FIG. 2

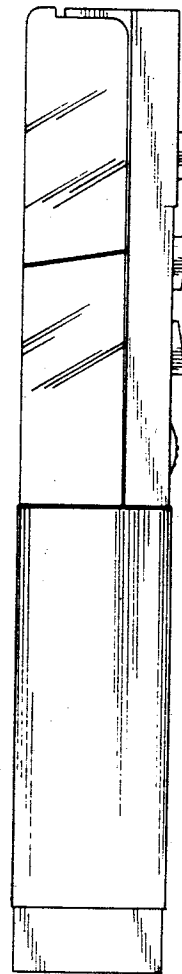


FIG. 3

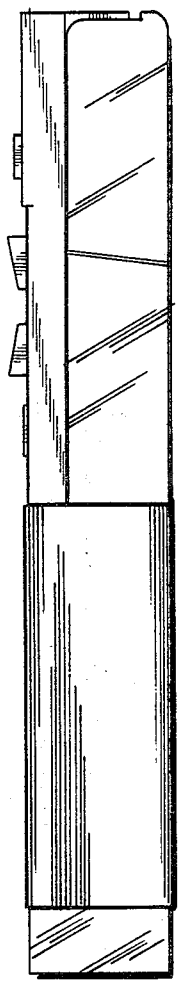


FIG. 6

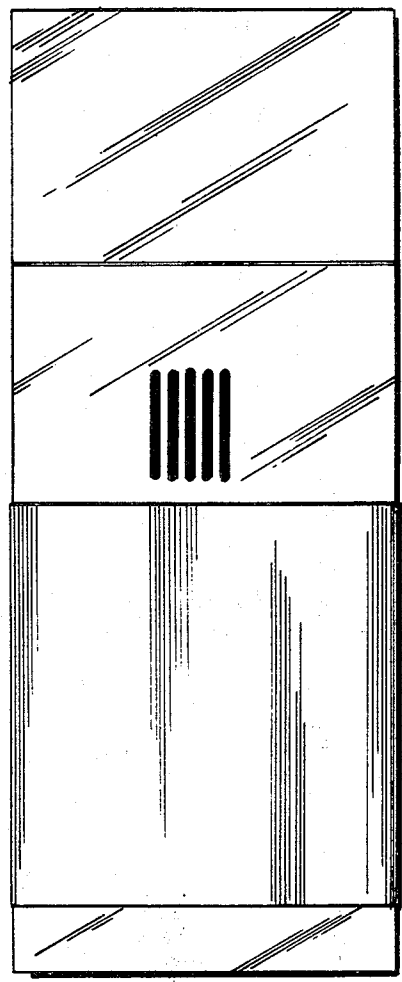


FIG. 5




FIG. 7