



US00D700098S

(12) **United States Design Patent**
Deyaf

(10) **Patent No.:** **US D700,098 S**

(45) **Date of Patent:** **** Feb. 25, 2014**

(54) **LIGHT BAR**

(71) Applicant: **SpeedTech Lights Inc.**, Buda, TX (US)

(72) Inventor: **Ahmed Deyaf**, Buda, TX (US)

(73) Assignee: **SpeedTech Lights Inc.**, Buda, TX (US)

(**) Term: **14 Years**

(21) Appl. No.: **29/469,032**

(22) Filed: **Oct. 7, 2013**

(51) **LOC (10) Cl.** **10-05**

(52) **U.S. Cl.**
USPC **D10/114.4**

(58) **Field of Classification Search**
USPC D10/114.1-114.2; D26/72, 85, 76;
362/263, 157, 171-174, 183-208,
362/217.01, 158

See application file for complete search history.

(56) **References Cited**

U.S. PATENT DOCUMENTS

D320,363 S *	10/1991	Lyons	D10/114.3
D595,173 S *	6/2009	Shin	D10/114.4
D632,199 S *	2/2011	Jacobs et al.	D10/114.4
D633,404 S *	3/2011	Brooking et al.	D10/114.4
D658,526 S *	5/2012	Shin	D10/114.4
D659,040 S *	5/2012	Reinbach	D10/114.3
D682,135 S *	5/2013	Grote et al.	D10/114.4

* cited by examiner

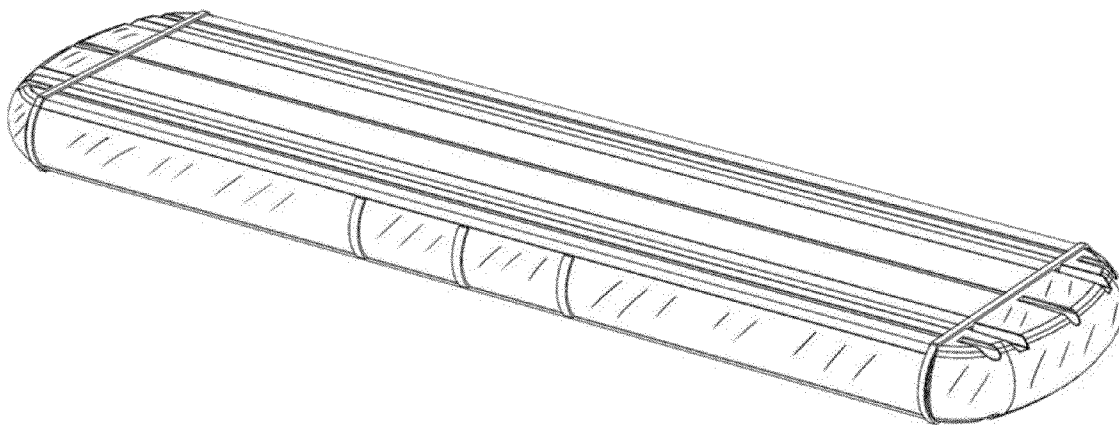
Primary Examiner — George D Kirschbaum

(57) **CLAIM**
The ornamental design for a light bar, as shown.

DESCRIPTION

FIG. 1 is a perspective view of a light bar showing my new design;
FIG. 2 is a front view thereof, which is a mirror image of the rear view thereof;
FIG. 3 is a left side view, which is a mirror image of the right side view thereof;
FIG. 4 is a top view thereof; and,
FIG. 5 is a bottom view thereof.

1 Claim, 3 Drawing Sheets



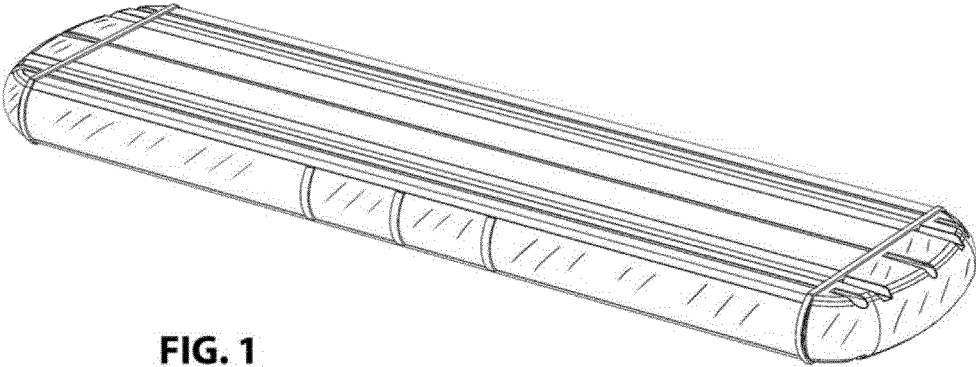


FIG. 1

FIG. 2




FIG. 3




FIG. 4

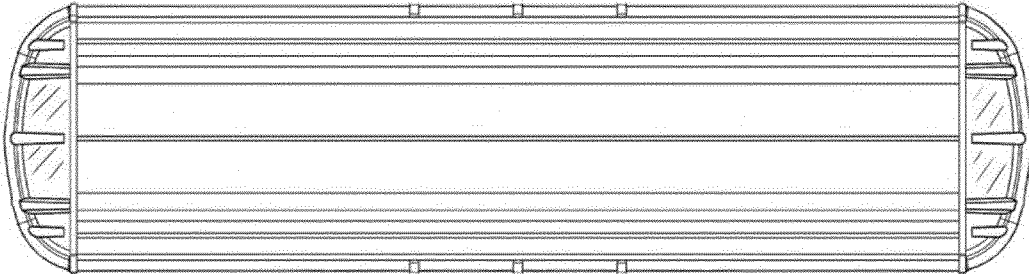


FIG. 5

