



US00D482206S

(12) **United States Design Patent** (10) **Patent No.:** **US D482,206 S**  
**Ciabatti** (45) **Date of Patent:** **\*\* Nov. 18, 2003**

(54) **CHAIR**

(75) Inventor: **Aldo Ciabatti, Rome (IT)**

(73) Assignee: **EMU Group S.p.A., Marsciano (IT)**

(\*\*) Term: **14 Years**

(21) Appl. No.: **29/163,132**

(22) Filed: **Jun. 28, 2002**

**Related U.S. Application Data**

(62) Division of application No. 29/136,669, filed on Feb. 5, 2001.

(51) **LOC (7) Cl.** ..... **06-01**

(52) **U.S. Cl.** ..... **D6/376; D6/379**

(58) **Field of Search** ..... D6/334, 369, 370, D6/374, 376, 379, 380, 500, 501, 502; 297/445.1, 446.1

(56) **References Cited**

**U.S. PATENT DOCUMENTS**

D333,750 S	*	3/1993	Hess	.....	D6/500
D342,629 S	*	12/1993	Tseng	.....	D6/370
D433,579 S	*	11/2000	Kane	.....	D6/379
D458,468 S	*	6/2002	Levrangi	.....	D6/376

**OTHER PUBLICATIONS**

Thinline, p. 38, Chair #2081-46, as marked at bottom center.\*

Meadowcraft, 2000 Catalog, Veracruz Chair #1711 at bottom, ©1999.\*

\* cited by examiner

*Primary Examiner*—Gary D. Watson

(74) *Attorney, Agent, or Firm*—Pauley Petersen & Erickson



(57) **CLAIM**

The ornamental design for a chair, as shown.

**DESCRIPTION**

FIG. 1 is a perspective view of a chair in accordance with one preferred embodiment of this invention; FIG. 2 is a front view of the chair as shown in FIG. 1; FIG. 3 is a side view of the chair as shown in FIG. 1; FIG. 4 is a top view of the chair as shown in FIG. 1; FIG. 5 is a back view of the chair as shown in FIG. 1; FIG. 6 is a perspective view of a chair in accordance with one embodiment of this invention; FIG. 7 is a front view of the chair as shown in FIG. 6; FIG. 8 is a side view of the chair as shown in FIG. 6; FIG. 9 is a back view of the chair as shown in FIG. 6; and, FIG. 10 is a top view of the chair as shown in FIG. 6.

**1 Claim, 10 Drawing Sheets**






FIG. 1




FIG. 2




FIG.3

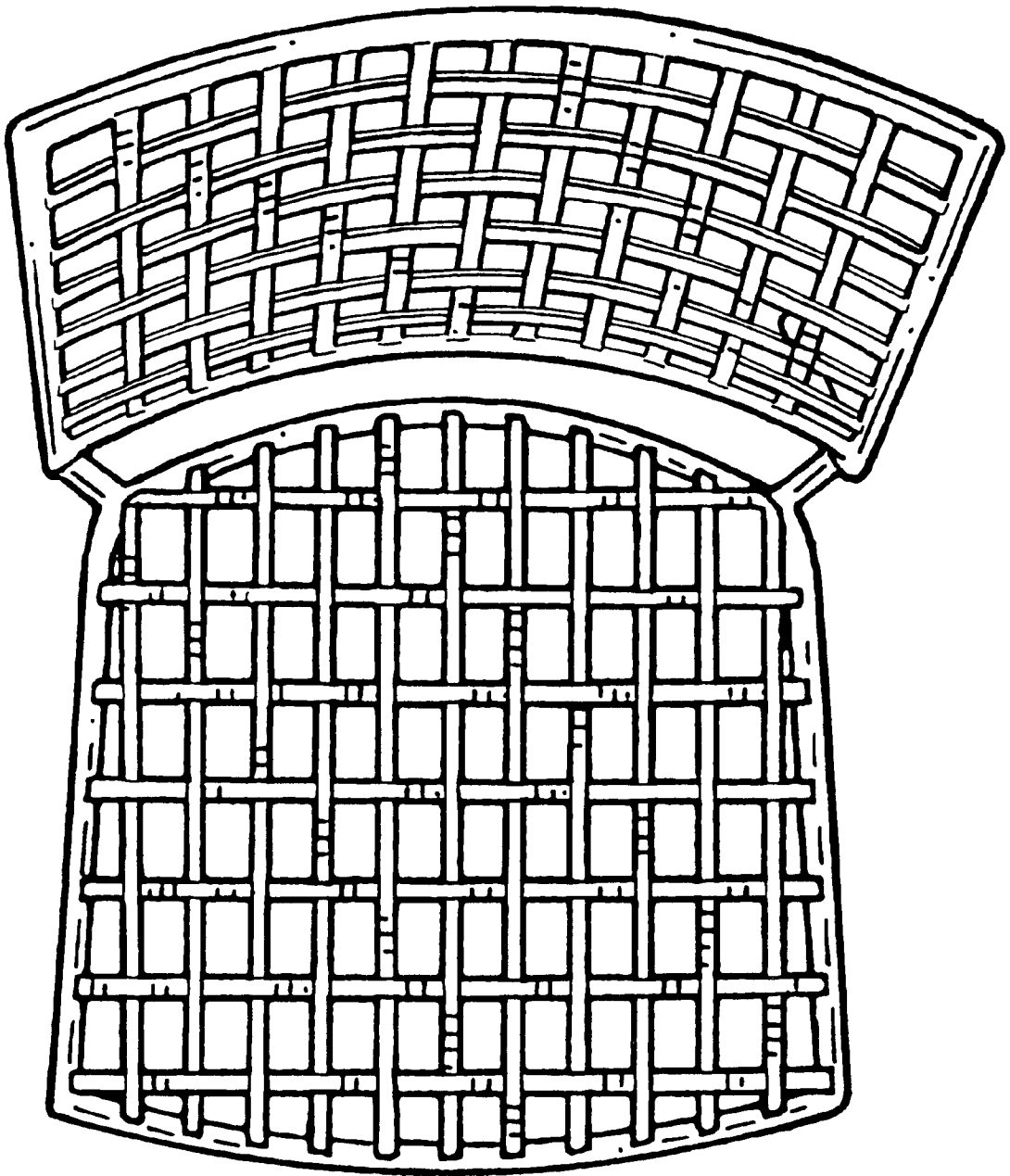


FIG.4




FIG. 5



FIG. 6




FIG. 7






FIG.8




FIG. 9

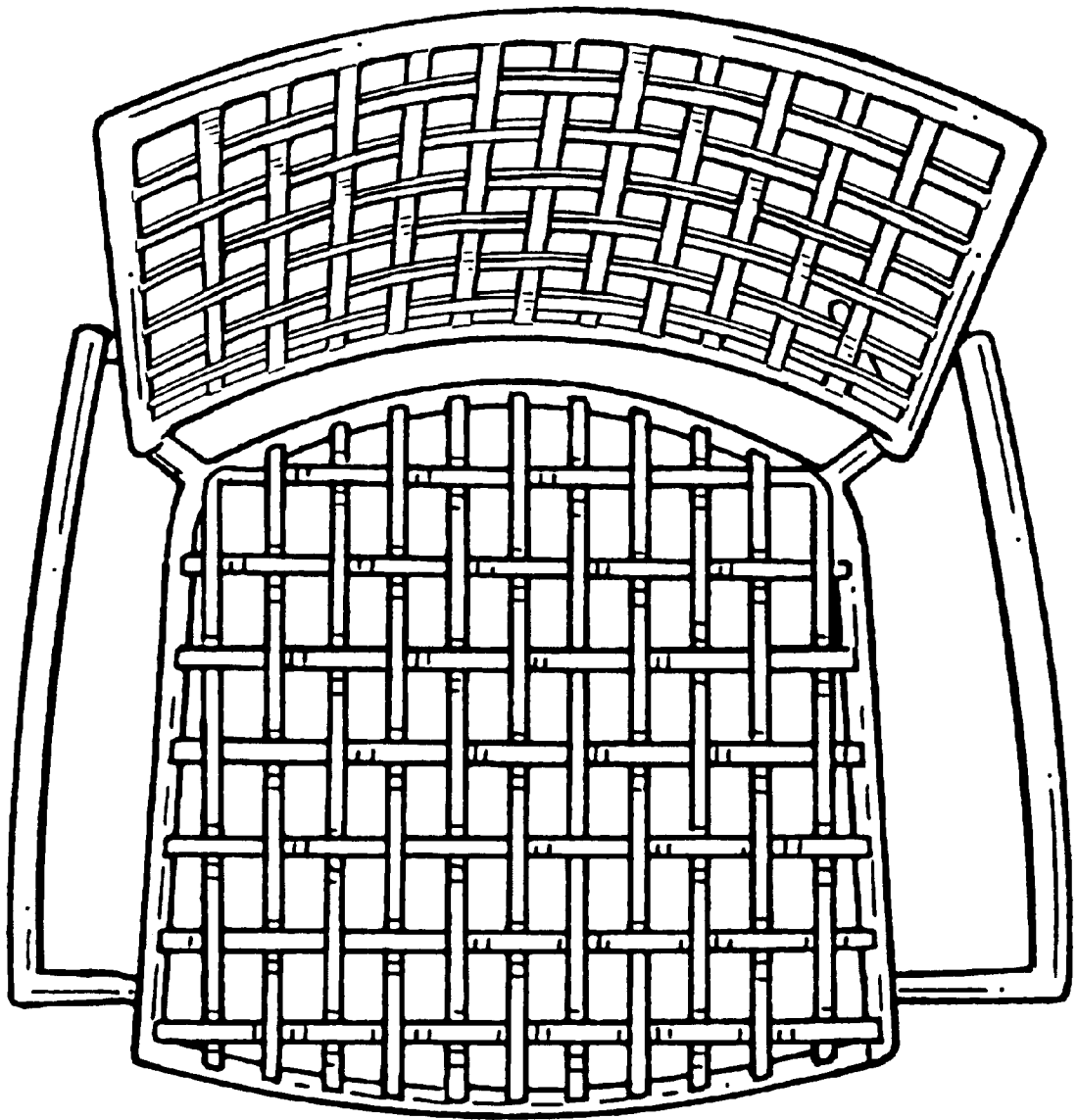


FIG. 10