

(19) World Intellectual Property Organization
International Bureau



(43) International Publication Date
7 February 2002 (07.02.2002)

PCT

(10) International Publication Number
WO 02/11398 A1

(51) International Patent Classification⁷: H04L 29/06,
H04Q 7/22

(21) International Application Number: PCT/FI01/00686

(22) International Filing Date: 30 July 2001 (30.07.2001)

(25) Filing Language: English

(26) Publication Language: English

(30) Priority Data:
20001741 2 August 2000 (02.08.2000) FI

(71) Applicant: NOKIA CORPORATION [FI/FI]; Keilalahdentie 4, FIN-02150 Espoo (FI).

(72) Inventor: MOSTAFA, Miraj; Laattapolku 3 B 21, FIN-33720 Tampere (FI).

(74) Agent: JOHANSSON, Folke; Nokia Corporation, P.O. Box 226, FIN-00045 Nokia Group (FI).

(81) Designated States (national): AE, AG, AL, AM, AT, AT (utility model), AU, AZ, BA, BB, BG, BR, BY, BZ, CA,

CH, CN, CO, CR, CU, CZ, CZ (utility model), DE, DE (utility model), DK, DK (utility model), DM, DZ, EC, EE, EE (utility model), ES, FI, FI (utility model), GB, GD, GE, GH, GM, HR, HU, ID, IL, IN, IS, JP, KE, KG, KP, KR, KZ, LC, LK, LR, LS, LT, LU, LV, MA, MD, MG, MK, MN, MW, MX, MZ, NO, NZ, PL, PT, RO, RU, SD, SE, SG, SI, SK, SK (utility model), SL, TJ, TM, TR, TT, TZ, UA, UG, UZ, VN, YU, ZA, ZW.

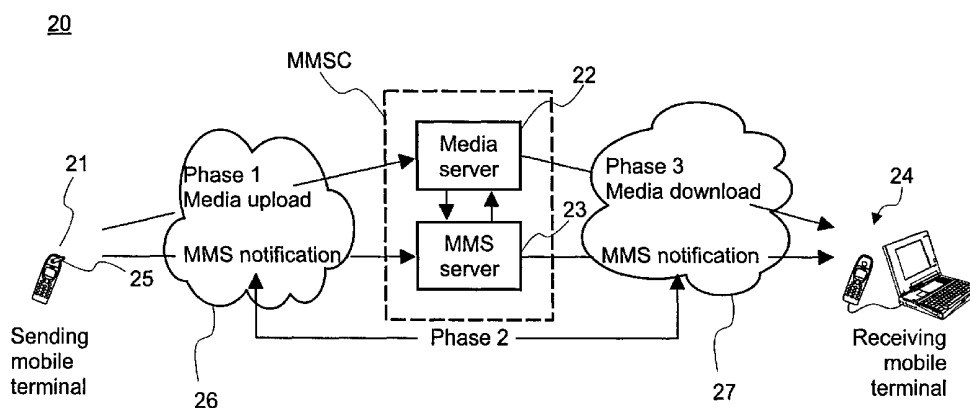
(84) Designated States (regional): ARIPO patent (GH, GM, KE, LS, MW, MZ, SD, SL, SZ, TZ, UG, ZW), Eurasian patent (AM, AZ, BY, KG, KZ, MD, RU, TJ, TM), European patent (AT, BE, CH, CY, DE, DK, ES, FI, FR, GB, GR, IE, IT, LU, MC, NL, PT, SE, TR), OAPI patent (BF, BJ, CF, CG, CI, CM, GA, GN, GQ, GW, ML, MR, NE, SN, TD, TG).

Published:

- with international search report
- before the expiration of the time limit for amending the claims and to be republished in the event of receipt of amendments

For two-letter codes and other abbreviations, refer to the "Guidance Notes on Codes and Abbreviations" appearing at the beginning of each regular issue of the PCT Gazette.

(54) Title: METHOD FOR FORMING A MULTIMEDIA STREAMING SESSION



(57) Abstract: A communication method, comprising the steps of a sender 21 sending a message comprising at least one streamable component and information describing it to a communication server MMSC and the communication server responsively sending to a receiver 24 a notification message to notify about the availability of the streamable component. The notification message is a multimedia message comprising the description for the streamable component. The communication server MMSC and the receiver form a streaming session for transferring the streamable component using the information describing the streamable component. The communication server MMSC then streams the streamable component to the receiver 24 in sequential sub-parts in the streaming session. Corresponding to the method, a communication system 20, a communication server MMSC, a communication device 21, 24 and computer program products for them are also described.



WO 02/11398 A1

METHOD FOR FORMING A MULTIMEDIA STREAMING SESSION

This invention relates to communication services. It is related particularly, but not
5 exclusively, to streaming in a Multimedia Messaging Service (MMS).

Electronic mail, or e-mail is a messaging service, which allows quick and
economical communication in electronic form. Using the Internet, e-mail messages
can be sent all over the world, in many cases practically free of charge.
10 Furthermore, the same e-mail message can be sent to a plurality of recipients.
This technique is called multicasting. As the relaying of e-mail messages is entirely
automated, the e-mail messages can arrive very shortly after they are sent. E-mail
messages can carry computer files such as documents, program files, and
different media files like audio- or video clips.

15 Ordinary home users having Personal Computers (PCs) prefer not to have a
permanent connection to their e-mail system (for example to the Internet) but
rather to set up a temporary and remote connection to an e-mail server that stores
messages received since a previous e-mail message reading session. Using this
20 kind of connection and an e-mail message reading program, new e-mail messages
can be transferred from the e-mail server to the memory or a hard disk of a PC
and then be read either while the connection is still extant, or alternatively after the
connection has been closed. The transmission of data between the PC and the e-
mail server is typically carried out using a modem attached to the PC.

25 In the following, the term "sender" refers to a device that sends data intended for a
receiver and "receiver" refers to a device that receives the data and to which the
data was intended.

30 Figure 1 shows a schematic diagram of an Internet-based e-mail system 10
comprising a sender 11, a receiver 15 and the Internet 12 having a sender's e-mail
server 13 and a receiver's e-mail server 14.

In the Internet, e-mail messages are sent using certain well-known protocols. Simply speaking, an e-mail message, once composed, is packaged into a single unit, stamped with an address of the receiver and is sent to the sender's e-mail server. The sender's e-mail server forwards the message through the Internet to the receiver's e-mail server. The next time the receiver forms a connection to the receiver's e-mail server via the Internet and checks whether new e-mail messages have been received using an e-mail reading program, the receiver can download any newly received e-mail message over the connection (e.g. modem link). When the e-mail message has been received completely, it can be presented to the user.

5

10 It should be noted that during the various stages of its transmission, the e-mail message is typically split into numerous smaller packets according to the data transfer protocol(s) used. On reception, the receiver gathers together all of the packets, assembles them into the correct order (if necessary) and reconstructs the e-mail message into its original form, before presenting the e-mail message to a user of the receiver.

15

An e-mail transmission system described above is convenient and provides the possibility for multicasting, but it is best suited, and originally intended, for receiving e-mail messages and then presenting them at the convenience of the user. Thus, the content of a given e-mail message can only be accessed after completion of the e-mail message transmission to the receiver. This is not a real problem with plain text form e-mail messages, but in the case of a large media or multimedia content (clip) it is a drawback that the user of the receiver cannot start presentation of the clip while it is still being downloaded. Another drawback is that in order to receive an e-mail message, the receiver must have a sufficiently large memory to accommodate the entire message. Particularly in mobile communications networks, or any other network in which part of the communications link is formed by a radio connection, it is also problematic to receive a long e-mail message without interruptions or errors, for example due to a temporary loss of or deterioration in radio coverage. Mobile terminals also tend to have limited memory available for the storage of received e-mail messages, which further exacerbates the problem associated with the accommodation of messages

20

25

30

in the receiver. These problems are at least partly mitigated by the Multimedia Messaging Service (MMS).

5 The MMS is a new end-to-end messaging approach for one-way transmission of multimedia messages having text and/or multimedia content. MMS provides the possibility of sending multimedia messages between mobile users and between a mobile user and the Internet. There is already an agreed solution for implementation of MMS in 3rd Generation mobile communication networks. The currently specified features of the proposed MMS are described in 3rd Generation
10 Partnership Project (3GPP) technical specification 23.140 V.3.0.1. "Multimedia Messaging Service (MMS), Functional Description, Stage 2 (Release 1999)". The MMS proposed in 3GPP 23.140 employs a store-and-forward approach to multimedia message delivery. Multimedia messages are constructed in such a way that the media content, information necessary to describe the media content
15 and addressing information, identifying the intended receiver of the multimedia message, are encapsulated together. The multimedia message is then sent to an MMS Centre MMSC, which in turn notifies the receiver about the multimedia message. The multimedia message is downloaded by the receiving terminal as a whole and only presented to the user once downloaded and stored in the receiving
20 terminal.

It should be appreciated that although the term "multimedia message" is used generally to describe a message that contains more than one type of content, in this application, the term extends to cover messages that contain only one media
25 type.

As currently specified, the MMS has a drawback: the receiving terminal must store the multimedia message before it can be presented to the user. Therefore the size of the memory of the receiving terminal sets an upper limit on the size of
30 multimedia messages that can be downloaded. WO 99/166746 solves this problem by dividing a message into sub-messages (segments) if the entire message would not fit into the memory of the receiving terminal. These sub-

messages are small enough so that the receiving terminal can individually download each of them as a whole. In that case, the receiving terminal initially downloads a first sub-message. After the first sub-message has been fully downloaded, the receiving terminal can present it. After presentation of the first
5 sub-message, the receiving terminal can download a second sub-message and then present it. Each sub-message is downloaded and then presented by itself. The size of the sub-messages depends on the memory size of the receiving terminal and must be small enough to fit into the memory.

10 Apart from MMS, there are streaming-techniques used in the Internet for transmission over fixed lines. "Streaming" is a term used generally to describe the presentation of a media stream, for example an audio or video stream, or a combination of different streams, in a continuous way while this stream or those
15 streams are being transmitted to a client over a data network. A "stream" is a flow of data typically enabling the receiver to present some continuous data such as a motion picture, voice or music. In a typical video stream, some 10 to 20 video frames are transmitted per second. In practice, streaming can be either live (real-time) or performed in an on-demand fashion. As its name suggests, "live streaming" describes the creation of a media stream from a live source, for
20 example a stream of digital images produced by a video camera, while "on-demand streaming" describes the creation of a media stream from, for example, a file stored on a server. Streaming also involves establishing a streaming session, during which the stream or streams is or are transmitted to the client.

25 Within streaming there are two very important functionalities, namely streaming control and media transport. Streaming control takes care of establishing, managing and terminating a streaming session using a negotiated or pre-configured set of parameter values. Media transport concerns the transportation of media during the established session using an agreed or negotiated transport
30 protocol. For example, there are widely agreed protocols in the Internet to provide both streaming control and media transport functionalities and these can be used as transport protocols in streaming applications.

Whilst streaming is widely used in the Internet, it has still to be adapted for use in mobile communication networks. It should be appreciated that the use of streaming is desirable in mobile networks, since mobile terminals typically have limited storage capacity (memory). However, present mobile communication
5 networks do not support streaming for reasons described in the following.

The encapsulation of media content, message description and addressing information in a single entity as proposed in current MMS specifications is incompatible with the streaming of media content. In order to establish a streaming
10 session, it is necessary for the receiving terminal to be aware, in advance, of certain information relating to the media content. Such information includes, but is not limited to, the type of media contained in the multimedia message, the way that media is encoded and a suitable transport protocol that can be used to download the media content. Because present MMS specifications require
15 information describing the media content to be encapsulated with the multimedia message itself, the receiving terminal cannot obtain prior knowledge about the properties of the media content and therefore cannot establish any form of streaming session. Thus, according to the present MMS specification, the entire multimedia message must be downloaded to the receiving terminal in order for the
20 details of the media content to be extracted. Only then can any media content, such as video and/or audio clips be played back to the user of the receiving terminal. This limits the usability of the present MMS because multimedia clips are usually bulky in terms of bits and therefore a receiving terminal, for example a mobile station, would require a comparatively large memory to completely receive
25 the clips. The need to download an entire multimedia message before it can be presented may also give rise to significant delays in certain conditions, for example if the multimedia message is very large, or the data transmission rate of the connection is low.

30 It should further be emphasised that the addressing scheme suggested by current MMS specifications does not facilitate the implementation of streaming in such a system. The current MMS can be viewed as a "sender orientated" system. In other

words, the sender decides what media content to send to the receiver, encapsulates that in the multimedia message and addresses the multimedia message to the intended receiver. Streaming, on the other hand, is more "receiver orientated". To establish a streaming session, it is generally necessary for a
5 streaming connection to be formed between the receiver and the sender, for example a network-based server, the content being streamed from the server once the necessary connection has been established. Thus, establishment of a streaming session requires the recipient to have knowledge of the location of the media content, but it does not necessarily require the media content to be directly
10 addressed to the recipient.

Now a new solution has been invented where the problems of the prior art can be avoided or at least mitigated.

15 According to a first aspect of the invention there is provided a communication method comprising the steps of:

receiving by a communication server content and information describing the content from a first terminal; and

20 sending a notification message from the communication server to a second terminal, the notification message notifying about availability of the content; characterised by the method further comprising:

forming a streaming session between the communication server and the second terminal, using the information describing the content; and

25 transmitting the content in sequential sub-parts from the communication server to the second terminal, during the streaming session.

The transmission of the content to the second terminal as a stream allows rapid access to the content as a recipient using the second terminal need not wait for the content to be received completely.

30

Preferably, the content and the information describing the content are sent from the first terminal to the communication server in separate messages. This allows,

for example, separate sending of the content to one entity of the communication server and sending of a notification message to the recipients.

5 Preferably, the information describing the content is sent from the communication server to the second terminal within the notification message.

Preferably, the method further comprises sending by the communication server to the second terminal the information describing the content as a media component of a multimedia message.

10

The sending of the description of the streamable component as a media component allows utilising of existing multimedia messaging systems with minor changes. It further allows embedding in the same multimedia message more than one media components, wherein some or all of the media components may be descriptions of streamable components.

15

Preferably, the multimedia message comprises at least one non-streamable component and at least one description of a streamable component.

20 Preferably, the communication method further comprises the step of presenting at the second terminal the received content as a stream during the streaming session. The second terminal can start presenting the content immediately and possibly take certain measures (for example, pausing or aborting the data transmission) during the transmission.

25

Preferably, the method further comprises the step of deciding at the second terminal to receive or not to receive the content, at a certain time, and the streaming session is only formed if the decision is to receive the content.

30 Preferably, the communication server comprises a content server for storing and transmitting the content and a notification server for receiving and transmitting notifications, wherein the content server and the notification server have a physical

relationship selected from the group consisting of the following: a single unit, separate units, and separate units distributed at different geographic locations.

5 Preferably, the communication method further comprises the step of generating the content at the first terminal. Preferably, content generated at the first terminal is streamed to the content server and the sending of the content occurs during the generation of the content. By doing so the content can be made available to the user earlier than if content was generated wholly or to a large extent in the first terminal and only then streamed to the content server.

10

Preferably, when using streamed content generation, the information describing the content is sent before content generation is complete, so that the second terminal can start receiving the content before its generation is complete.

15 Preferably, during the streaming session between the communication server and the second terminal, the receiver can issue an abort command to abort the session. Preferably, the streaming session is aborted in response to the abort command.

20 Preferably, the notification message comprises information required by the second terminal in order to form a streaming session with the content server.

Preferably, the method is implemented as part of the Multimedia Messaging Service (MMS).

25

Preferably, the method further comprises the step of multicasting the content to at least one other terminal in addition to the second terminal in at least one other streaming session.

30 In an embodiment in which there are a plurality of streaming sessions, each of the streaming sessions may be formed independently of any other, so that the sessions may start and end at different times or at the same time. Preferably, each

of the sessions can be aborted independently of any other, responsive to each of the respective terminals.

According to a second aspect of the invention there is provided a communications
5 system comprising:

a plurality of terminals including a first terminal and a second terminal;

a communication server accessible to the plurality of terminals;

means for sending the content and information describing the content from
the first terminal to the communication server; and

10 means for sending a notification message from the communication server to
the second terminal;

characterised by the system further comprising

means for forming a streaming session between the communication server
and the second terminal, using the information describing the content; and

15 means for transmitting the content in sequential sub-parts from the
communication server to the second terminal, during the streaming session.

Preferably, the system further comprises means for generating the content at a
first terminal.

20

Preferably, the system further comprises means for presenting at the second
terminal the received content as a stream, during the streaming session.

According to a third aspect of the invention there is provided a communication
25 server for serving a plurality of terminals, the communication server comprising:

means for receiving content and information describing the content from a
first terminal; and

means for sending a notification message to a second terminal, the
notification message notifying the second terminal about availability of the content;

30 characterised by the server further comprising:

means for forming a streaming session with the second terminal, using the
information describing the content; and

means for transmitting the content in sequential sub-parts to the second terminal, during the streaming session.

According to a fourth aspect of the invention there is provided a computer program
5 product comprising:

computer program code for causing a communication server to receive content and information describing the content from a first terminal to a communication server; and

10 computer program code for causing the communication server to send a notification message from the communication server to a second terminal, the notification message notifying the second terminal about availability of the content; characterised by the computer program product further comprising:

15 computer program code for causing the communication server to form a streaming session between the communication server and the second terminal, using the information describing the content; and

computer program code for causing the communication server to transmit the content in sequential sub-parts from the communication server to the second terminal, during the streaming session.

20 According to a fifth aspect of the invention there is provided a communication device comprising:

means for receiving from a communication server information describing a message intended for the communication device;
characterised by

25 the message comprising a streamable component;

the information describing the message comprising information describing the streamable component; and

the communication device further comprising:

30 means for forming a streaming session with the communication server for receiving the streamable component, using the information describing the streamable component; and

means for receiving the content in sequential sub-parts from the

communication server.

According to a sixth aspect of the invention there is provided a computer program product comprising:

5 computer program code for causing a communication device to receive from a communication server information describing a message intended for the communication device;

characterised by

the message comprising a streamable component;

10 the information describing the message comprising information describing the streamable component; and

the computer program product further comprising:

computer program code for causing the communication device to form, using the information describing the streamable component, a streaming session

15 with the communication server for receiving the streamable component; and

computer program code for causing the communication device to receive the content in sequential sub-parts from the communication server.

Preferably, the communication device is a wireless communication device. Even
20 more preferably, the communication device is a mobile telephone. In an alternative embodiment, the wireless communication device is a wireless communication adapter adapted for providing wireless communication functionality to an external device such as a laptop PC.

25 According to a seventh aspect there is provided a method in a communication device, the method comprising the steps of:

receiving from a communication server information describing a message intended for the communication device;

characterised by

30 the message comprising a streamable component;

the information describing the message comprising information describing the streamable component; and

the method further comprising:

forming a streaming session with the communication server for receiving the streamable component, by using the information describing the streamable component; and

5 presenting the streamable component during the streaming session.

The embodiments of one aspect also apply to various other aspects of the invention. In sake of brevity, all the embodiments have not been repeated in connection with every aspect of the invention. A skilled reader will appreciate the advantages of the various aspects and embodiments based on the advantages of
10 the first aspect and its embodiments.

The invention will now be described, by way of example only, with reference to the accompanying drawings, in which:

- 15 Figure 1 is a schematic diagram of an Internet-based e-mail system;
Figure 2 is a diagram of a communication system according to a preferred embodiment of the invention;
Figure 3 shows the main protocol layers of streamed data transmission in the system of Figure 2;
20 Figure 4 shows the structure of messages sent during streamed data transmission between a receiver and a media server according to the preferred embodiment of the invention;
Figure 5 shows a block diagram of a mobile communications terminal incorporating a cellular radiotelephone according to a preferred
25 embodiment of the invention; and
Figure 6 shows a radio adapter card for a laptop PC according to an alternative embodiment of the invention.

Figure 1 has been described already in the foregoing.

30

Next, a preferred embodiment of the invention is briefly summarised and then fully disclosed with reference to Figures 2 to 6.

According to a preferred embodiment of the invention, streaming is incorporated within the Multimedia Messaging Service (MMS). A three-phase approach is taken in this regard. In a first phase (phase 1), a sender (sending terminal) transfers a multimedia message, or more accurately, media content, to a media (streaming) server. In a second phase (phase 2), one or more receivers (receiving terminals) is or are notified that media content is available for delivery. In a third phase (phase 3), the media content is transferred to the receiver or receivers. Advantageously, the notification performed in phase 2, takes place by means of a notification message sent from the sender via a Multimedia Messaging Server (MMS) to the receiver. Typically, the MMS server stores the notification message and then tries to forward it to the receiver. If it fails in the forwarding, it tries to re-send the stored notification message at a later time.

Advantageously, streaming is performed in the first and third phases, namely while uploading the media content to the media (streaming) server and while downloading the media content from the media (streaming) server. It should be noted that streaming during the uploading phase (phase 1) is not an essential feature of the method according to the invention. However, the use of streaming in both phases 1 and 3 can reduce the delay between starting transmission of the media content from the sender and the commencement of streaming at the receiver. It may also have the effect of reducing storage requirements in the media (streaming) server and can effectively enable implementation of real-time or near real-time streaming in the MMS.

Phase 2 of the method can be regarded as a message control phase, which takes care of forwarding a multimedia message and streaming-related information to a recipient (a target receiver of a multimedia message) via the MMS server. Phases 1 and 2 may be performed sequentially or substantially simultaneously, while phase 3 can be performed automatically on receipt of the notification message at the receiver, or at some later time at the discretion of a user of the receiver. Thus, the invention provides the flexibility to play the streamed media content at the receiver at any time. The preferred embodiment does not impose any limitation on

the size of the media content or the number of recipients in the case of multicasting. The preferred embodiment is based on a store-and-forward approach and it is thus in-line with other MMS solutions. This enables any media content that is not to be streamed or is not of a type suitable for streaming to be
5 downloaded to the receiver in a conventional manner that is as specified in current MMS specifications.

It is an advantage of the present invention that the implementation of streaming functionality can enhance the proposed MMS in many ways, particularly when the
10 media content is large or it is to be multicast. The store-and-forward approach to streaming in MMS is effective and desirable, since it provides the receiver with complete flexibility to decide whether and when to receive and play back the media content within a multimedia message. The invention also provides streaming functionality within the framework of the proposed MMS and is thus fully
15 compatible with the existing MMS standards.

The embodiments of the invention described hereafter outline the main steps for streaming under MMS.

20 Figure 2 is a diagram of a communication system 20 according to a preferred embodiment of the invention. The system 20 comprises a sender 21, an MMS Centre (MMSC) having a media server 22 and an MMS server 23, and a receiver 24. The MMSC can also be referred to as a communication server.

25 In this example of a multimedia message streaming method, the sender 21 is a mobile terminal equipped with a video-camera 25 and a microphone (not shown) which creates media content (an audio/video clip) to be sent to the receiver 24. The receiver 24 is a mobile terminal equipped with appropriate presentation software and equipment to enable presentation of the media content (the
30 audio/video clip). Typically, the sender 21 and the receiver 24 are similar devices, one of them being the sender 21 and another of the being the receiver 24 just

because of their roles as sending and receiving parties (sender and recipient). The three phases of the method are described in detail in the following.

5 In the phase 1, the sender 21 establishes a streaming session with the media (streaming) server 22 which starts storing the media content in a predetermined location. This phase can be considered as a media upload phase.

10 In the phase 2, the sender 21 sends a notification via the MMS server 23 to the receiver 24 about the media content being stored. The notification includes presentation description information required to establish another streaming session between the receiver 24 and the media server 22. The presentation description information includes, but is not limited to, the following data: the network address of the media server, details of an access mechanism by use of which media content can be retrieved from the media server 22, the type of media
15 to be streamed, the encoding method(s) used to encode the media content and an indication of the transport protocol(s) to be used for media downloading.

20 In the phase 3, the receiver 24 establishes a streaming session with the media server 22, based on the information received in the notification message and the receiver 24 starts to download and play the media. This phase can be considered as a media download phase. The media content is downloaded as a sequence of content sub-parts, each representing one time period of the streaming session. The content sub-parts may be separate data packets, or one sub-part may be comprised by more than one data packet, depending the type of coding of the
25 media content and payload size of the data packets.

The media server 22 and the MMS server 23 can be merged together or maintained as different entities in the network depending on the implementation chosen by the service provider, which controls them. The media server 22 can be
30 located, for example, in a mobile communications network or can reside in the Internet, possibly under the control of a service provider other than that responsible for provision of services in the mobile communications network.

When streaming is used both in the phase 1 and in the phase 3, the (notification) phase 2 is performed during the (media upload) phase 1 and the (media download) phase 3 can also be started during the phase 1. The sender 21 continues to send the media content to the media server 22 while the media server
5 22 simultaneously sends those parts of the media content received earlier to the receiver 24. The receiver 24 starts (and continues) playing back the media content with a total delay that depends on the streaming process, data transmission delays, and the time at which the phase 3 was initiated. If the phase 3 is not started automatically, but only after prompting and receiving permission from the
10 user of the receiver 24, the total delay is typically longer than if the phase 3 were to be initiated immediately on notification being received at the receiver 24.

In an alternative embodiment the media content is already stored in the media server 22 and the sender 21 knows the presentation description information of the
15 media content. In this case the phase 1 can be omitted. As stated above, streaming of media content is not essential to phase 1. For example, a non-streaming approach to phase 1 can be used in connection with the provision of media content from a commercial content provider, such as a provider of news content, located in a communications network, such as the Internet. The content
20 provider updates the media content stored on the media server 22 using non-streaming transmission over an IP connection and notifies potential recipients of media content about new clips of interest, using notification messages according to phase 2 of the invention. The recipients of notification messages would be, for example, users having a subscription with the particular content provider. Based
25 on the notification message, at individually convenient times, each recipient can decide whether to form a streaming session with the media server 22 in order to retrieve new media content made available by the particular content provider. This also represents an example of a multicasting approach to streaming using the multimedia messaging system according to the invention.

30

According to an alternative embodiment of the invention, the presentation description information can be stored in a server other than the MMS server 23 or

the media server 22, for example in an e-mail or Web-server. In this embodiment, the notification message sent to the receiver 24 identifies the particular server on which the presentation description information is stored and an access mechanism (HTTP GET, WSP GET, IMAP4, POP3, RTSP DESCRIBE) can be used to

5 retrieve the presentation description information from that location. Then the receiver 24 retrieves the presentation description information from the server identified in the notification message using the specified access mechanism. The presentation description information thus retrieved then guides the receiver 24 to invoke phase 3 of the method for retrieving and playing the stored media content.

10 If the server used to store presentation description information is the MMS server 23, the existing MMS solution can be used directly to retrieve the presentation description information. In this situation, the MMS notification from the sender 21 to the MMS server 23 carries presentation description information and the presentation description information is stored in the MMS server 23. The

15 notification from the server storing the presentation description to the receiver 24 then carries the location of the stored presentation description, the server address and other required information. Finally, the receiver 24 follows the MMS to retrieve the presentation description from the MMS server 23.

20 It should thus be noted that, in certain situations, the information content of the notification message sent from the sender 21 to the MMS server 23 may be different from that sent from the MMS server 23 to the receiver 24.

According to a preferred embodiment of the invention, if the senders 21 and

25 receivers 24 are under the authority of different mutually linked MMS servers (that is they have different "serving" multimedia servers), the notification message is carried over the link between the MMS servers. The number of servers that may be linked together between serving MMS servers is not limited for any end-to-end notification.

30

There are existing protocols for both streaming control and media transport in the Internet domain. Phases 1 and 3 can thus be implemented based on these

existing protocols. In this way, the solution provided by the present invention also ensures interworking with the Internet, which is also an important objective of current MMS standard. Phase 2 conforms to existing MMS standards and thus provides backward compatibility with previously proposed mechanisms for non-streamed media content download.

Some practical approaches to accomplish the different phases of the preferred embodiment of the present invention are outlined below as examples.

10 The Real Time Streaming Protocol (RTSP) is a client-server streaming control protocol that enables controlled delivery of streamed multimedia data over an IP network. It is an application-level protocol and can work in conjunction with either the Transmission Control Protocol (TCP) or User Datagram Protocol (UDP). RTSP provides scope to use RTP (Real-time Transport Protocol)/UDP or any other lower
15 level protocol for media transport. RTSP comprises a set of methods/instructions to control streamed audio and/or video. In this regard, the most useful methods/instructions are OPTIONS, DESCRIBE, ANNOUNCE, SETUP, PLAY, PAUSE, TEARDOWN, REDIRECT and RECORD. The media upload and download can be implemented using SETUP, PLAY, RECORD, PAUSE and
20 TEARDOWN.

The Hypertext Transport Protocol (HTTP) can also be used to enable and control the uploading and downloading of media content according to the invention, using TCP as a transport protocol. HTTP has methods/instructions PUT and GET,
25 corresponding to RECORD and PLAY in RTSP, which can be used for media uploading (phase 1) and downloading (phase 3).

UDP is a connectionless lightweight transport protocol providing communication with comparatively low latency. RTP is purposely designed for real-time
30 communication and is implemented in such a way that it provides time-stamps and sequence numbers for data packets on top of UDP. Multicasting is possible using RTP. RTP is further designed to work in conjunction with the auxiliary control

protocol RTCP (Real-time Control Protocol) to obtain feedback on the quality of data transmission and information about participants in an on-going session. Together, RTP and RTCP provide functionality and control mechanisms necessary for carrying real-time content and hence to enable streaming of media content and can thus be used in conjunction with the present invention.

TCP is a connection-orientated transport protocol. It ensures guaranteed and sequential reception of data packets at the cost of increased latency and larger overhead compared with UDP. Multicasting is not possible with TCP, but TCP can be used in streaming applications, if initial buffering time is not critical and the media clips to be streamed are comparatively short.

Message control functionality is required on top of streaming control and media transport layers in order to incorporate streaming in the MMS. Figure 3 shows the main protocol layers of a streamed data transmission system according to Figure 2. A message control layer 31 provides overall control of messaging functionality. For example, in the sender 21 the message control layer 31 is responsible for the assembly of media content into multimedia messages and formation of notification messages containing information describing the media content, which are subsequently sent to the intended receiver(s) 24. In the receiver 24, the message control layer 31 is responsible for interpreting received notification messages, extracting information relating to the location of media content to be streamed and information necessary to form streaming sessions to retrieve the media content. The message control layer 31 is also responsible for controlling the transmission and reception of any media content that is not to be streamed and/or is not of a type suitable for streaming, according to existing MMS.

A streaming control layer 32 is controlled by the message control layer 31. It is responsible for forming a streaming session for each type of media content to be streamed, according to information provided by the message control layer 31, or according to predefined rules for each media type. It is also responsible for controlling/regulating the streaming of media content once a streaming session is

established. In the sender 21, the streaming control layer 32 is responsible for streamed uploading of media content to a media server 22 and conversely, in the receiver 24, it is responsible for controlling the streamed downloading of media content from the media server 22. Alternatively, streaming control functionality
5 may be provided in the media server 22 in a situation, for example, in which streaming is performed in phase 1 and 3 in such a way as to provide real-time or near real-time streaming of media content between senders 21 and receivers 24. A media transport layer 33 handles the actual transportation of data using an appropriate transport protocol. The choice of protocol may be predefined for
10 different media types or may be indicated to the media transport layer 33 via the message control and streaming control layers 31,32 in accordance with information provided in the notification message. In a preferred embodiment, the media streaming control adapts the streaming in accordance with the data transmission channel condition as notified by the media transport layer 33.

15

Figure 4 shows the structure of different control messages sent between the receiver 24 and an MMSC (or media server 22) during a streamed media content download according to a preferred embodiment of the invention. It illustrates the flow of information to enable a media clip to be played in the receiver 24 using an
20 RTSP session while using RTP/RTCP as a transport protocol. This gives an example of an approach that can be used for downloading a media clip in phase 3 of the present invention. The control messages sent to the receiver 24 are next explained:

25 The receiver 24 requests for the media content it has been notified about in phase 2. The receiver 24 sends to the MMSC an RTSP setup message (41) for setting up a streaming session, and receives a corresponding acknowledgement (41_ACK). The receiver 24 next sends an RTSP play instruction message (42) to the MMSC, and receives a corresponding acknowledgement (42_ACK). In
30 response to the play instruction, the MMSC starts sending RTP audio (43) and RTP video (44) content to the receiver 24, according to the multimedia message being sent. The receiver 24 may control the MMSC's sending of the media content

by an RTCP message (45). Once the user of the receiver 24 desires to pause the streaming downloading of content, he or she requests for pausing the streaming and, responsively, the receiver 24 sends an RTSP pause message (46) to the MMSC, and receives a corresponding acknowledgement (46_ACK). Responsive
5 to the RTSP pause message, the MMSC pauses the sending of the media content (RTP audio and RTP video). Next, an RTSP teardown message (47) is sent from the receiver 24 to the MMSC to end the RTP session, allowing the streaming be continued on a later occasion. A corresponding acknowledgement message (47_ACK) is returned by the MMSC to the receiver 24.

10

By replacing the PLAY instruction with RECORD, a similar session suitable for media uploading in phase 1 of the invention can be implemented, wherein in place of the receiver 24 there is the sender 21.

15 End-to-end notification is required for message control functionality because, as explained previously, the receiver 24 requires certain information concerning the media content to be streamed in order to take part in a streaming session. According to current MMS specifications, information describing media content is encapsulated together with the media content itself and thus cannot be sent
20 independently to the receiver 24. In the absence of such information, the receiver 24 is unable to download the media content by streaming. By providing separate end-to-end communication of media presentation information, the method according to the invention supplies the receiver 24 with the information it requires in order to download media content by streaming. Furthermore, the existing non-
25 streaming MMS protocol has scope to allow communication of media presentation information using end-to-end messaging via an MMS server, rendering the method according to the invention compatible with current MMS standards.

RTSP is believed to represent a best mode for enabling and controlling streaming
30 in phases 1 and 3. A certain degree of compromise in performance is required if RTP/UDP or TCP is used as a media transport protocol. Specifically, implementations using TCP do not provide multicasting functionality, as TCP is a

connection orientated protocol. Nevertheless, TCP represents a viable alternative media transport protocol that can be used in connection with the present invention. Indeed, its connection-orientated nature may provide advantages in certain situations, particularly if a more secure streaming connection is desired. According to the preferred embodiment of the invention, the existing MMS protocol is used to provide end-to-end notification of presentation description information from the sender 21 to the receiver 24 via the MMSC in phase 2.

Figure 5 shows a block diagram of a mobile terminal 50 (capable to be either the sender 21 or the receiver 24) incorporating a cellular radiotelephone. The mobile terminal 50 comprises a display 51, a transceiver 52 for transmitting and receiving radio signals, a digital signal processor (DSP) 53 for processing data and voice into and from the radio signals, a user input device such as a keypad or keyboard 54, and a central processing unit 55, the operation of which is controlled by software. The mobile terminal 50 further comprises a memory 56 for storing data and the software. The memory is used by the DSP 53 and the CPU 55. The software comprises an operating system and applications for controlling the operation of the mobile terminal 50 and for providing certain functionality, such as MMS. The mobile terminal 50 also comprises a removable smart card such as a SIM 57 for subscriber identification. The portion of the memory 56 that is dedicated to storing applications is so-called non-volatile memory that retains its contents even if the mobile terminal's power supply becomes depleted. The applications can be stored in any manner known in the art, including factory installation, storing from a personal computer and downloading over the air, for example from a server in a communications network. All of these techniques are known, for example, from the Nokia® 9110 Communicator.

Figure 6 shows a radio adapter card 61 for a laptop PC 62 according to an embodiment of the invention, capable of acting as the sender 21 and as the receiver 24. The radio adapter card is fitted into a PCMCIA-slot of the laptop PC 62 (PCMCIA, Personal Computer Memory Card International Association).

While the invention has been described in relation to its implementation in a communications network in which at least part of the network comprises a radio communication link, it should be emphasised that its use is not in any way limited to this kind of network. The invention may equally well be implemented in networks
5 where the physical connections between the various elements of the network (sender 21, receiver 24 and network servers) are implemented partially or entirely by means of fixed line connections.

The operation of the servers and terminals involved with different embodiments of
10 the invention, such as the MMSC, the sender 21 and the receiver 24, is preferably controlled by computer program products causing these entities to operate according to the invention.

Particular implementations and embodiments of the invention have been
15 described. It is clear to a person skilled in the art that the invention is not restricted to details of the embodiments presented above, but that it can be implemented in other embodiments using equivalent means without deviating from the characteristics of the invention. The scope of the invention is only restricted by the attached patent claims.

Claims

1. A communication method comprising the steps of:
 - receiving by a communication server content and information describing the
 - 5 content from a first terminal; and
 - sending a notification message from the communication server to a second terminal, the notification message notifying about availability of the content;
 - characterised** by the method further comprising:
 - forming a streaming session between the communication server and the
 - 10 second terminal, using the information describing the content; and
 - transmitting the content in sequential sub-parts from the communication server to the second terminal, during the streaming session.
2. A communication method according to claim 1, further comprising sending the
- 15 content and the information describing the content from the first terminal to the communication server in separate messages.
3. A communication method according to claim 1 or 2, further comprising sending
- 20 by the communication server to the second terminal the information describing the content as a media component of a multimedia message.
4. A communication method according to any of the preceding claims, wherein
- the content comprises at least one non-streamable component and at least one
- description of a streamable component.
- 25
5. A communication method according to any of the preceding claims, further
- comprising requesting the content by the second terminal before the
- transmitting the content from the communication server to the second terminal.
- 30
6. A communication method according to any of the preceding claims, further
- comprising generating the content at the first terminal.

7. A method according to claim 6, further comprising the step of streaming the content generated at the first terminal to the communication server.

5 8. A method according to claim 6 or 7, further comprising the step of sending the information describing the content before the content generation is complete.

9. A method according to any of the preceding claims further comprising the step of sending the information describing the content from the communication server to the second terminal within the notification message.

10

10.A method according to any of the preceding claims, wherein the communication server comprises a content server for storing and transmitting the content and a notification server for receiving and transmitting notification messages, wherein the content server and the notification server have a physical relationship selected from the group consisting of: a single unit, separate units, and separate units distributed at different geographic locations.

15

11.A method according to any of the preceding claims further comprising implementing the method as part of a Multimedia Messaging Service (MMS).

20

12.A method according to any of the preceding claims further comprising multicasting the content to at least one other terminal in addition to the second terminal.

25 13.A communications system (20) comprising:

a plurality of terminals (21,24) including a first terminal (21) and a second terminal (24);

a communication server (MMSC) accessible to the plurality of terminals;

means (52) for sending content and information describing the content from

30 the first terminal (21) to the communication server (MMSC); and

means (23) for sending a notification message from the communication server to the second terminal (24), the notification message notifying the second

terminal (24) about availability of the content;

characterised by the system further comprising

means (22;52) for forming a streaming session between the communication server (MMSC) and the second terminal (50), using the information describing the content;

means (22) for transmitting the content in sequential sub-parts from the communication server to the second terminal (24), during the streaming session.

14.A communications system according to claim 13, further comprising means (25) for generating the content at the first terminal (21).

15.A communications system according to claim 13 or 14, wherein the communication server (MMSC) comprises a notification server (23) for receiving the information describing the content from the first terminal (21) and for sending the notification message to the second terminal (24).

16.A communications system according to any of the claims 13 to 15, wherein the communication server further comprises a content server (22) for receiving the content from the first terminal (21) and for transmitting the content to the second terminal (24).

17.A communication server (MMSC) for serving a plurality of terminals (21,24), the communication server comprising:

means for receiving from a first terminal (21) content and information describing the content; and

means for sending a notification message to a second terminal (24), the notification message notifying the second terminal about availability of the content; **characterised** by the communication server (MMSC) further comprising:

means (22) for forming a streaming session with the second terminal, using the information describing the content; and

means (22) for transmitting the content in sequential sub-parts to the second terminal during the streaming session.

18. A computer program product comprising:

computer program code for causing a communication server to receive content and information describing the content from a first terminal; and

5 computer program code for causing the communication server to send a notification message from the communication server to a second terminal, the notification message notifying the second terminal about availability of the content;
characterised by the computer program product further comprising:

10 computer program code for causing the communication server to form a streaming session between the communication server and the second terminal, using the information describing the content; and

computer program code for causing the communication server to transmit the content in sequential sub-parts from the communication server to the second terminal, during the streaming session.

15 19. A communication device (21,24) comprising:

means (52) for receiving from a communication server (MMSC,23) information describing a message intended for the communication device (21,24);
characterised by

20 the message comprising a streamable component; and
the information describing the message comprising information describing the streamable component;

the communication device (21,24) further comprising:

25 means (52,55) for forming, using the information describing the streamable component, a streaming session with the communication server (MMSC) for receiving the streamable component; and

means (52) for receiving the content in sequential sub-parts from the communication server.

20. A computer program product comprising:

30 computer program code for causing a communication device to receive from a communication server information describing a message intended for the communication device;

characterised by

the message comprising a streamable component; and

the information describing the message comprising information describing the streamable component;

5 the computer program product further comprising:

computer program code for causing the communication device to form, using the information describing the streamable component, a streaming session with the communication server for receiving the streamable component; and

computer program code for causing the communication device to receive

10 the content in sequential sub-parts from the communication server.

PRIOR ART

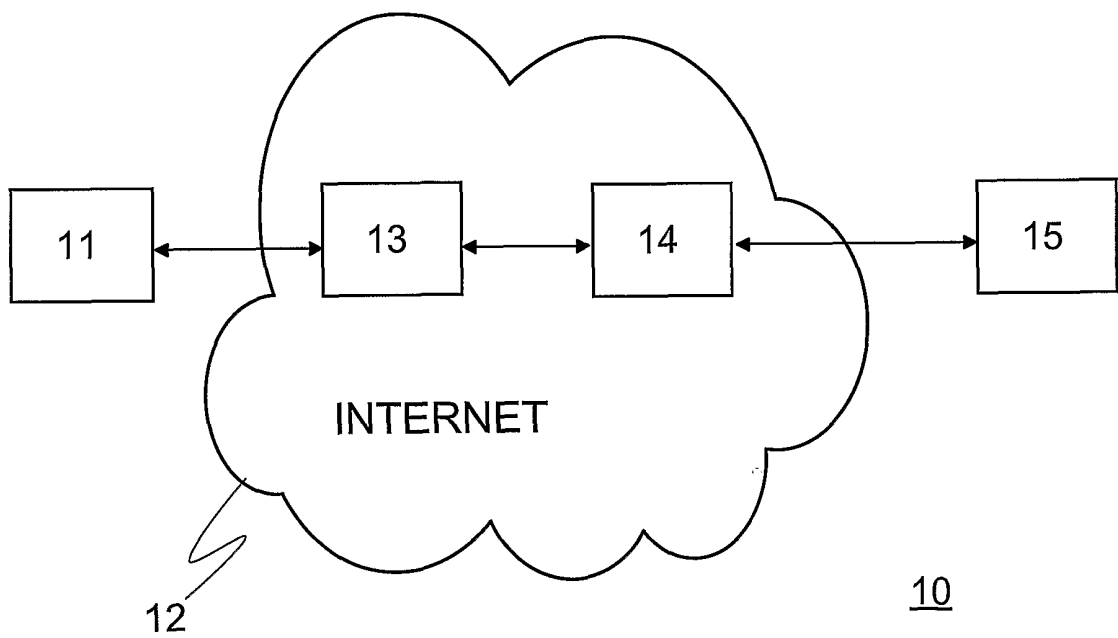


Fig. 1

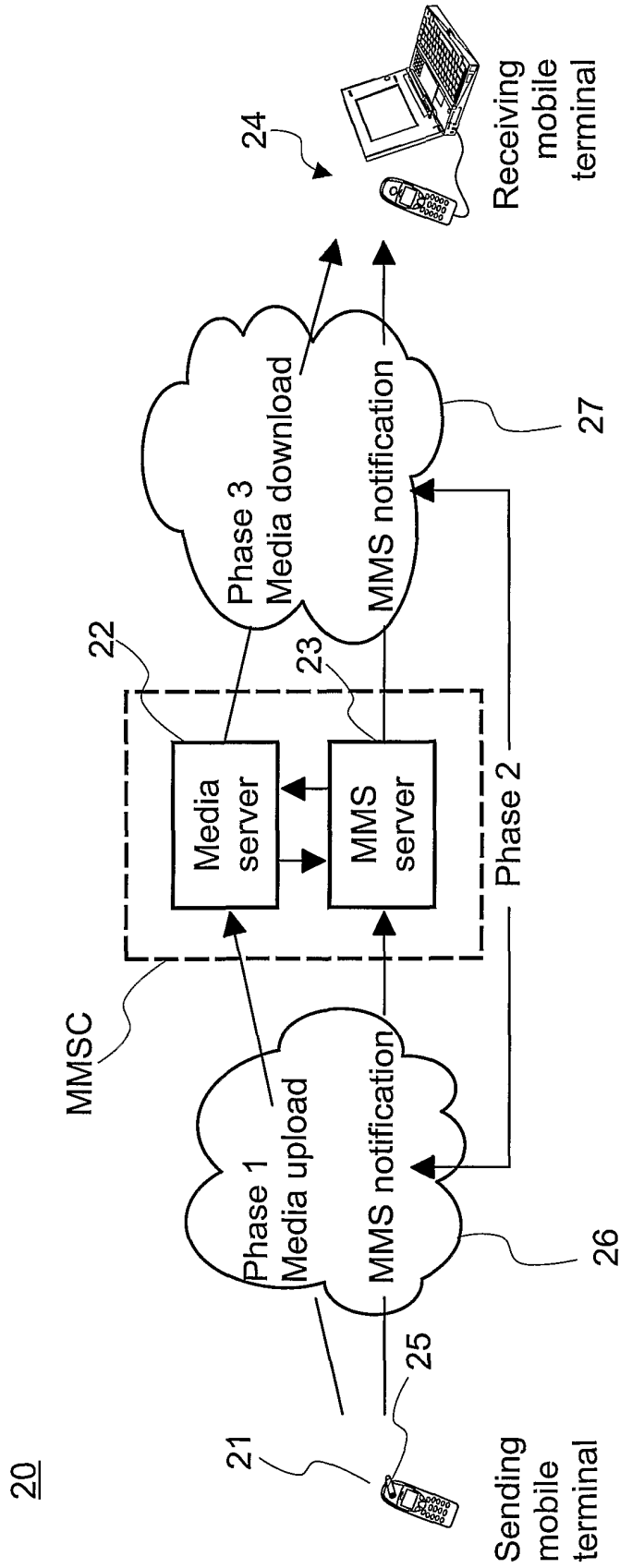


Fig. 2

3/5

Message Control	31
Streaming Control	32
Media Transport	33

Fig. 3

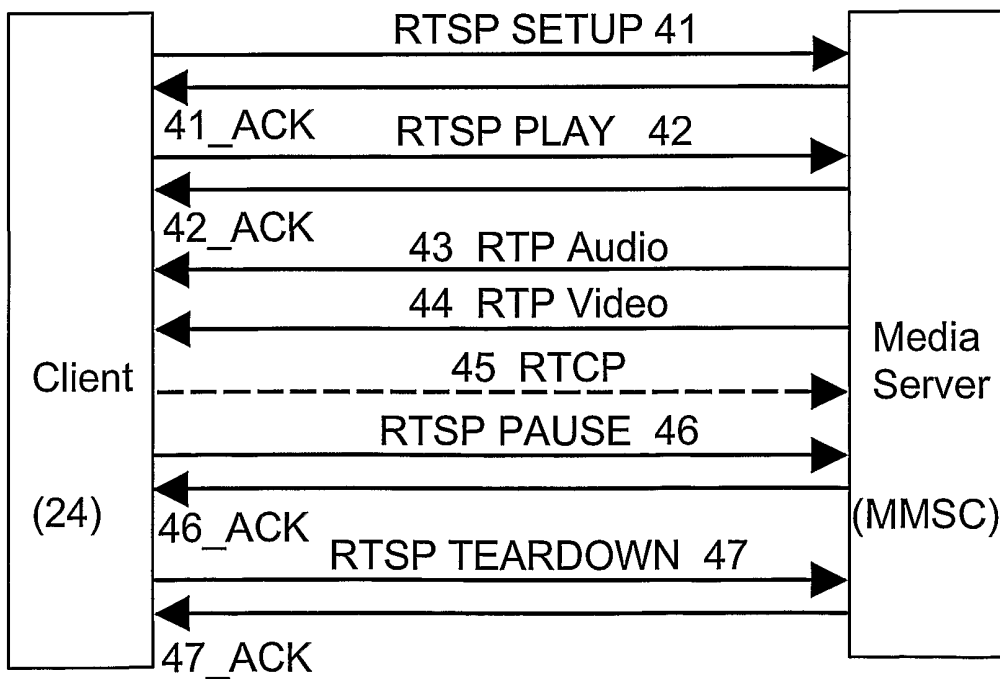


Fig. 4

4/5

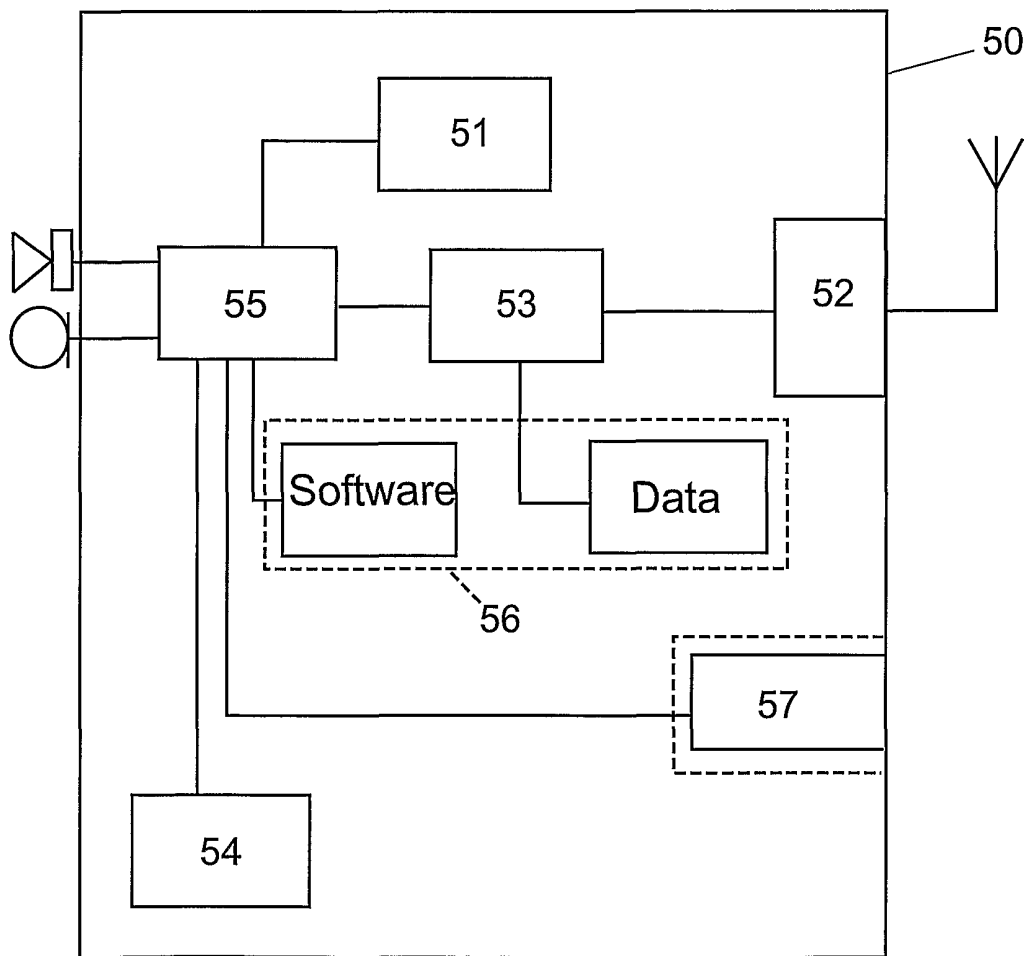


Fig. 5

5/5

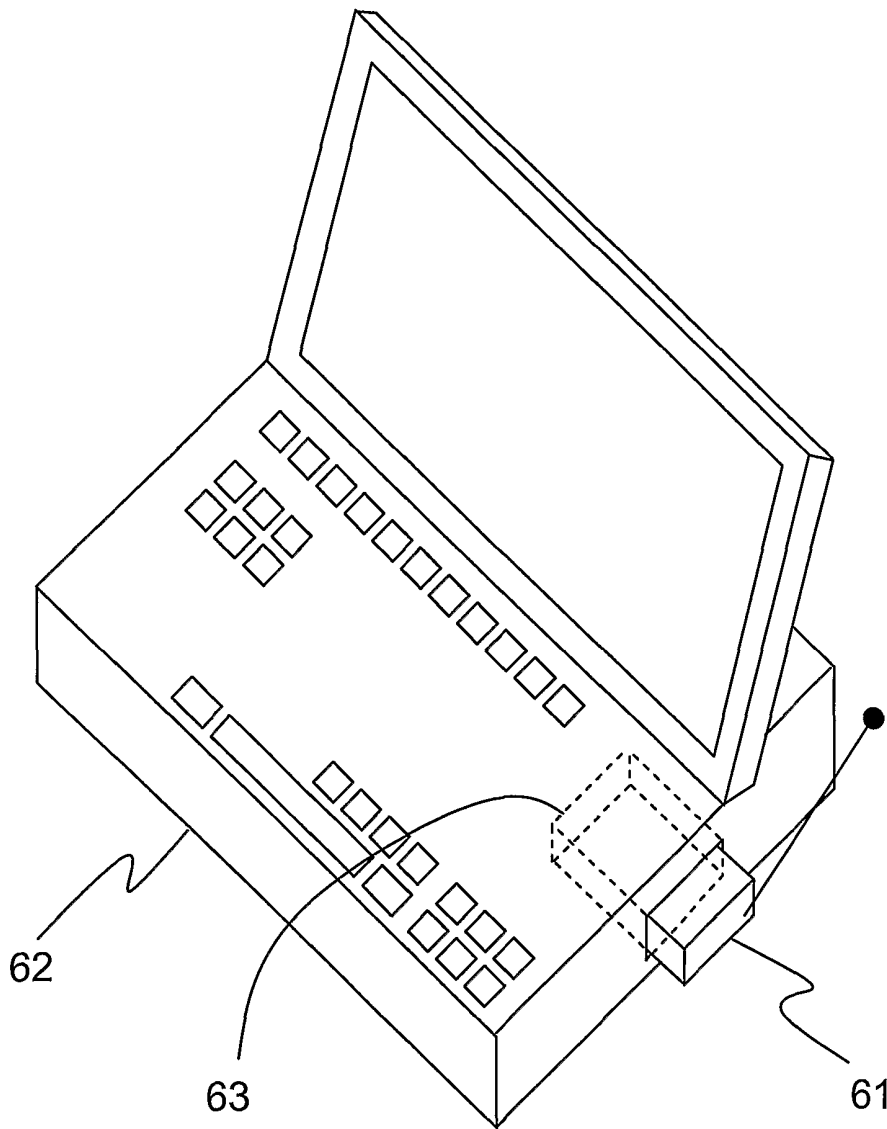


Fig. 6

INTERNATIONAL SEARCH REPORT

International Application No

PCT/FI 01/00686

A. CLASSIFICATION OF SUBJECT MATTER
 IPC 7 H04L29/06 H04Q7/22

According to International Patent Classification (IPC) or to both national classification and IPC

B. FIELDS SEARCHED

Minimum documentation searched (classification system followed by classification symbols)

IPC 7 H04L H04Q H04M

Documentation searched other than minimum documentation to the extent that such documents are included in the fields searched

Electronic data base consulted during the international search (name of data base and, where practical, search terms used)

EPO-Internal

C. DOCUMENTS CONSIDERED TO BE RELEVANT

Category °	Citation of document, with indication, where appropriate, of the relevant passages	Relevant to claim No.
X	EP 0 984 584 A (AMERICA ONLINE INC) 8 March 2000 (2000-03-08) column 2, line 15 - line 16 column 4, line 23 - line 32 column 4, line 36 - line 44 column 5, line 16 - line 19 column 5, line 23 - line 29 column 5, line 33 - line 35 column 6, line 3 - line 6 column 13, line 34 - line 58 column 14, line 1 - line 5; claims 1-6; figure 1A abstract	1-10,12, 18,20
Y	---	11, 13-17,19
	-/--	

Further documents are listed in the continuation of box C.

Patent family members are listed in annex.

° Special categories of cited documents :

- "A" document defining the general state of the art which is not considered to be of particular relevance
- "E" earlier document but published on or after the international filing date
- "L" document which may throw doubts on priority claim(s) or which is cited to establish the publication date of another citation or other special reason (as specified)
- "O" document referring to an oral disclosure, use, exhibition or other means
- "P" document published prior to the international filing date but later than the priority date claimed

- "T" later document published after the international filing date or priority date and not in conflict with the application but cited to understand the principle or theory underlying the invention
- "X" document of particular relevance; the claimed invention cannot be considered novel or cannot be considered to involve an inventive step when the document is taken alone
- "Y" document of particular relevance; the claimed invention cannot be considered to involve an inventive step when the document is combined with one or more other such documents, such combination being obvious to a person skilled in the art.
- "&" document member of the same patent family

Date of the actual completion of the international search

21 November 2001

Date of mailing of the international search report

27. 12. 2001

Name and mailing address of the ISA
 European Patent Office, P.B. 5818 Patentlaan 2
 NL - 2280 HV Rijswijk
 Tel. (+31-70) 340-2040, Tx. 31 651 epo nl,
 Fax: (+31-70) 340-3016

Authorized officer
 E. Aselius/js

INTERNATIONAL SEARCH REPORT

International Application No

PCT/FI 01/00686

C.(Continuation) DOCUMENTS CONSIDERED TO BE RELEVANT		
Category *	Citation of document, with indication, where appropriate, of the relevant passages	Relevant to claim No.
Y	ETSI TS 123 140 V3.1.1 (2000-03), TECHNICAL SPECIFICATION, pages 1-26, XP002902127 UMTS, MMS, Functional Description; Stage 2(3G TS 23.140 version 3.0.1 Release 1999) paragraphs [0004],[0005],[0007] ---	11, 13-17,19
A	WO 99 66746 A (NOKIA TELECOMMUNICATIONS OY) 23 December 1999 (1999-12-23) cited in the application abstract; figure 6 ---	1-20
A	WO 00 11847 A (KONINKL PHILIPS ELECTRONICS NV) 2 March 2000 (2000-03-02) abstract ---	1-20
P,A	US 6 173 328 B1 (HITACHI LTD) 9 January 2001 (2001-01-09) abstract ---	1-20
P,A	WO 00 56088 A (NOKIA MOBILE PHONES LTD) 21 September 2000 (2000-09-21) abstract ---	1-20
A	WO 00 40007 A (POWERTV INC) 6 July 2000 (2000-07-06) abstract -----	1-20

INTERNATIONAL SEARCH REPORT

Information on patent family members

Application No

PCT/FI 01/00686

Patent document cited in search report		Publication date	Patent family member(s)	Publication date
EP 0984584	A	08-03-2000	AU 4737199 A	23-03-2000
			EP 0984584 A1	08-03-2000
			JP 2000151595 A	30-05-2000

WO 9966746	A	23-12-1999	FI 981387 A	16-12-1999
			AU 4784699 A	05-01-2000
			BR 9911243 A	06-03-2001
			CN 1304620 T	18-07-2001
			EP 1088461 A2	04-04-2001
			WO 9966746 A2	23-12-1999

WO 0011847	A	02-03-2000	BR 9906766 A	03-10-2000
			CN 1275091 T	29-11-2000
			CN 1277774 T	20-12-2000
			WO 0011847 A1	02-03-2000
			WO 0010663 A1	02-03-2000
			EP 1048159 A1	02-11-2000
			EP 1047481 A1	02-11-2000
			TR 200001074 T1	21-11-2000

US 6173328	B1	09-01-2001	JP 9322123 A	12-12-1997

WO 0056088	A	21-09-2000	FI 990586 A	17-09-2000
			AU 3435400 A	04-10-2000
			EP 1159837 A1	05-12-2001
			WO 0056088 A1	21-09-2000

WO 0040007	A	06-07-2000	EP 1142306 A1	10-10-2001
			WO 0040007 A1	06-07-2000
